


Let's Go to the FARM

VBS

"I am the vine; you are the branches..." John 15:5



Director's Manual

Let's go to the Farm



VBS (Vacation Bible School)

"I am the vine; you are the branches..." John 15:5

Web: www.LosNinosCuentan.com

¡Gracias a todo el equipo!

Este material "Vamos a la Granja" está elaborado por el Ministerio "Los Niños Cuentan," y reservamos los derechos. Nuestra material es gratis para descargar, gratis para sacar copias, gratis para usar, gratis para imprimir, y gratis para distribuir sin obligaciones. Para más información, contáctanos a pedidos@losninoscuentan.com o 01-592-924-9041 (México). Toda la Escritura tomado de la NVI.

Editora: Kristina Krauss

Equipo de LNC: Dwight Krauss, Flor Boldo, Jennifer Sánchez Nieto, Julio Sánchez Nieto, Mike Kangas, Monserrat Duran Díaz, Suki Kangas, Verónica Toj, and Vickie Kangas.

Gracias a Miguel Kangas y Rubén Cantua por los fabulosos cantos para esta EBV.

Equipo de traducción:

Ali Atuha, Aline Xavier, Anupama Wankhede, Aroma Publications, Blessy Jacob, Carla Mayumi, David Raju, Ephraim Njuguna Mirobi, Finny Jacob, Jacob Kuruvilla, Marcos Rocha, Mathew Das, Nassim Bougtaia, Paul Mwangi, Paul Septan, Rubina Rai, Sabrina Benny John, and SubtitleMe.





Welcome!

Welcome to the VBS “Let's go to the Farm” where we will learn about Peter's life and where we learn to make good choices in life! Let's enjoy ourselves on the farm with vineyard games, barn crafts, silo class, and a picnic with Peter! Maybe you can even have Jesus Christ and Peter visit your church. Creating costumes from biblical times is easy.

Get ready for a big event in your church recognizing Jesus Christ is the vine and we are the branches; with some amazing greetings with hand claps between friends, new songs with actions, funny dramas staged in modern times, and making new friends. The whole church together with the children will see how to make good choices with the 5 main points that are in the 4 new student books created by Jenny: 1. I choose to Believe 2. I choose to Change 3. I choose to Obey 4. I choose to Act 5. I choose to Depend

There will be a different flavor in this VBS with delicious snacks created by Julio, creative crafts by Monse, beautiful decorations for your church by Jenny, crazy ideas by Suki, moving songs by Rubén, Mike, Kristi and Suki, new choreography from Suki and Monse, surprise tricks, lessons, modern dramas, games and greetings by Kristi and all turned into a beautiful package of logos and artistic designs by Suki.

We are excited to have 2 personalities that can visit your VBS: A horse and a rooster puppet!!! The children will be laughing at the puppet show written by Flor, which is part of their closure every day. The designs for the puppets, created by Vickie are easy to make and will bring life to your VBS.

There is something special about a VBS. The enthusiasm grows as the VBS date approaches, the decorations are prepared, the children are impatient, and the whole church is aware of the great event. Why do we do it? Why do we work so hard organizing a fantastic VBS? Because God loves children, He sees them as something special, and they need to hear the Word of God. Another important reason is that you will be reaching more children for Christ! This great program can be used as a tool to attract families from your community to your church. Please do not make it exclusive for your church's children, invite the community, involve the members of the church, and make an event that the community remembers!

All of the team members at “Children Are Important” are by your side while you are doing this important work with the courageous people that are the little ones attending. Many blessings in your VBS!!!

- Sister Kristina Krauss





How to Use the Material



How to Use the Material



Every year the staff of “Children Are Important” have fun creating a new VBS for you, and this year was no different. You can use the classes by rotation or consecutively. The VBS is yours, and we hope you can have fun just like we did and achieve more unity in your church while working together on the project. Remember to also use the music with 8 songs and the DVD with actions (choreography) for the songs. The schedule here is only optional, but it gives you an idea of how to manage your program. Use the flyers and posters to invite people and do not forget to include the children in your community. We hope you will have fun with the program!!

Opening



We recommend that you start each day with songs and prayer. Next, mention the title of the lesson and the memory verse. While the children are still all together, go straight into the main lesson with the trick. After the lesson lead a song again, always using your horse and rooster puppets. Finally, divide the students by ages to start going through the stations.

Tricks with the lesson



This year we have something super cool that will give a spectacular touch to your main VBS lessons. They are tricks with messages, like a magic show, but of course, without magic. :) The idea is to pre-prepare your “trick” practicing it over and over until you have it mastered. The instructions for the trick are a secret, of course you will not want to mention them to anyone. Some of the tricks are a visual surprise that will bring the lesson to life. It is very important that you are ready, understand the trick, and have rehearsed well. Subscribe to our YouTube channel to better understand the tricks with the videos!



Schedule: (2 – 4 hours)



Opening:

(20 – 40 minutes)

- Welcome and title of the lesson
- Music
- Main Lesson
- Trick

4 Station Rotation:

(20 – 40 minutes each)

1. Silo Class

- Student Books

2. Picnic with Peter

- Drama/ Sketch with Peter and Jesus
- Snack

3. Vineyard Games

- Games

4. Barn Crafts

- Special greeting
- Crafts

Closing:

(20 – 40 minutes)

- Puppet Show (Rooster and Horse)
- Songs
- Announcements

Schedule: (2 – 4 hours)

Opening:
(20 – 40 minutes)

- Welcome and title of the lesson
- Music
- Main Lesson
- Trick



4 Station Rotation:
(20 – 40 minutes each)

1. Silo Class
 - Student Books
2. Picnic with Peter
 - Drama/ Sketch with Peter and Jesus
 - Snack
3. Vineyard Games
 - Games
4. Barn Crafts
 - Special greeting
 - Crafts

Closing:
(20 – 40 minutos)

- Puppet Show (Rooster and Horse)
- Songs
- Announcements



Stations

Silo Class



In this station, your students will enjoy their student books. And for the first time, we now have a book for teenagers and young people! You will not give the lesson in this station because they will have it at the Picnic with Peter. You can download the student books from the web and make copies. Go to our website, Children Are Important, and select VBS, and next select “Let’s go to the farm” to download the books. Remember to select your own language.



Picnic with Peter

At the "Picnic with Peter" station we will see the biblical story in a dramatic and modern way with Peter, Jesus, and other disciples. (How many young people do you have available for actors?) Hold a practice with them in advance to have the drama ready for each day. We have changed the story to include modern things for children to have fun watching as Jesus Christ sends a WhatsApp or Peter takes a selfie! Ha ha ha! Later, let's make delicious snacks and sit down to have a picnic with Peter. Use your creativity to make costumes from biblical times and invite a kind sister to help you prepare the snack of the day.



Barn Crafts

The children will enjoy making their craft each day and taking it home to show their parents the verse they learned, printed in each craft. In this session of "Crafts in the Barn," apart from doing the crafts, we will also learn the fun greeting!!! Of course, it is easier to learn the greeting by watching the videos on our YouTube channel, but we also have written greetings to help you remember the actions. Take the time to learn the actions for all 5 days and have fun with teachers and children! We recommend doing the greeting first as the items for the crafts are passed out.



Vineyard Games

A VBS is not complete without a few games to spend a small portion of the energy our children have. These games are designed to make your children run, while teachers watch with a whistle in their mouths. Playing is very important for children, so do not leave it out!



Puppets

We are super excited to have 2 personalities that can visit your VBS: a horse and a rooster puppet!!! The children will be laughing at the puppet show during the closing each day. You can also include your puppets in the songs to start each day of your VBS, because they helped in recording the songs. Ha ha ha!

To make the puppets, download the patterns from our website and sew them together from sturdy fabric or felt, whatever is available in your area. To finish the puppet, you need to gather scissors, pencil, silicone or hot-glue gun, filler or pillow stuffing, cardboard, adhesive tape, thread and needles. Similarly, can find instructions to make a PVC pipe theater, or you can make your theater using a barn scene. The design is available on our website: www.childrenareimportant.com/farm.

Your puppet show is easily done every day by using 4 people. You can put 2 people on microphones to do the voices of the horse and rooster and 2 people behind the theater to run the puppets. Do not forget that we also have a section on the web "myCMU" (My Children's Ministry University) where you can find training and ideas on how to handle the puppets.





Closing

After your puppet show, you can close each day by repeating a song and telling the announcements for tomorrow. If you did not get the greeting finished during the crafts, do it here at the closing. Remember to mention the excellent work of the teachers!!

Extra Ideas

Door decorations

Decorate the entrance door to your class with colorful craft paper.



Silo

Build a large silo in a corner of your church. In this example, the rounded top is a child's wading or swimming pool. The round walls can be wrapped with paper around PVC pipes.



Chicks birth

Draw an egg shape on paper and color it yellow. Glue on eyes and a beak for the face. Cut out the same shape from brown paper and glue the edges of the egg and the brown egg shell together. Cut a hole in the center as shown.

Vineyard wall

Cover part of the wall with white paper. Stamp with your hand using green paint for the leaves.

To stamp the grapes, use any circular object, such as a carrot. Gather sticks from outdoors for the grape stems, then draw small curly curves for the tendrils.





Paper tree

Tape brown paper in a corner for the trunk and branches of a tree. To make leaves, fold tissue paper or crepe paper accordion style and tie snugly in the center. Cut the tips making points as shown. Spread out the leaves to make full clusters and tape in place.

Barn Wall


Cover the wall with red paper and glue on strips of white paper as shown.

Paper grapes

Glue small strips of purple paper in circles. Glue the circles together. Glue the bunch of grapes on a string with a paper leaf. Attach several on a clothesline or rope.

Wall scene

Place the swim noodle horses on the wall and place a cardboard fence in front of them.





Activity dice

Make two paper cubes. On one, write “act like, sound like, sit like, walk like, run like” etc. On the other write “a cow, a horse, a chicken”, etc. Roll the dice and let the kids have fun doing the activity!

Garden / Farm

Make a paper garden and hang it on the wall of your church as shown.

Animal style wind chimes

Glue a piece of colored paper into a tube. Cut out a face from the same paper and strips for legs that are folded as shown. Glue on facial features and the legs. Attach a ribbon or string on top to hang it.



Lesson 1

Title

I choose to Believe

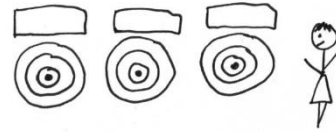
Bible Story: Peter recognizes Jesus
Matthew 16:13-20

Verse

“For God so loved the world that he gave his one and only Son, that whoever believes in him shall not perish but have eternal life.” John 3:16

Trick

Prepare 4 targets with titles and put them around the church. The 4 titles are: Jesus Christ, money, fame, and popularity. Now cover the titles so the children cannot see them and ensure that the teachers do not know which is which. During the lesson, you will ask all your teachers to come forward to throw at the targets using recycled paper balls or rubber bands. Advise your teachers beforehand that they need to come forward and shoot at the targets, telling them they can shoot any of the 4 targets. (DO NOT tell them which target Jesus Christ is!!)



Main Lesson

Welcome to the Vacation Bible School “Let’s go to the Farm!”

On our farm we have a vineyard that helps us understand this week’s Bible lessons. This VBS is very special because we will be learning about the vine and its branches found in the Bible in John chapter 15. Let’s see a very important verse in this chapter, “I am the vine.” Who is speaking here??? Jesus! Then, who is the vine? Jesus!

In a plant, the vine is the strongest part, since it is the part that comes from the earth and has roots. Jesus Christ is the strongest part of our lives and He has deep roots in God.

We may hear people around us talking about Jesus as if he was a great human or a prophet. Maybe we see him in stores in different paintings or figures. In our evangelical churches, we sing to Jesus in the church and pray to Him as often as we can. But what does the Bible say about Jesus Christ? Who was He really? What do you believe about Jesus?



The Bible says that...

- Jesus is the Son of God who came to earth to live as a man.
- Jesus lived a perfect life without sinning, and died to pay for our sins.
- Jesus was resurrected and is alive in heaven.
- Jesus asks us to believe in Him.
- Jesus offers us eternal life.
- Jesus is the VINE of John chapter 15.





Today's verse explains it clearly:

“For God so loved the world that he gave his one and only Son, that whoever believes in him shall not perish but have eternal life.” John 3:16

(TRICK)

Let's look at all these targets on the wall. I ask the teachers to come forward and make their shots at the targets, trying to hit the center. (Encourage children to shout cheers for their teachers and take notes on which teacher got the best shot at the center of the targets. After all the teachers have finished, uncover the titles of each target.) But what did they aim at? There are teachers who have made a good shot, they hit the center of the target, but they were shooting at the wrong target. It is not useful for us to hit the target, if it is the wrong target! It is very easy for us to be trying to hit the target of fame, without realizing that we are on the wrong target!! Jesus Christ is our target. We want to live a life connected to Him, and therefore be connected to the roots that will give us water and food. Stay focused on Jesus, to get your shots right!

Jesus is not a memory of the past, He is alive today. He was not some special person or prophet, He was and IS the Son of God. Jesus asks us to believe in him, just as Peter believed in him. We are going to meet Peter later today, because he is going to visit us!!! And we, just like Peter, can choose to believe!

Rotation stations

Silo Class

Questions and answers

1. Tell your classmates any benefits that you can think of for believing in God. It is not only about knowing the Bible stories, but about knowing the Lord who is in the Bible, about learning to trust that Jesus Christ is alive and not a memory of the past. Perhaps we say we believe, but we are not sure of the time or the way God will speak to us, the greatest benefit is that we have eternal life.



2. Where does what you believe about Jesus come from? Is it from tradition, of what a preacher or teacher says, or of your personal experience with God?

Sadly, many of our students in our churches say they believe in God, but not because they have had a personal experience with Jesus Christ. Many times, it is easier to be a Christian in the church, to be spiritual when you are surrounded by people who act the same (tradition). But it is most important how we act in the street, at work or school and everywhere we go. It is in these places where God gives us the greatest lessons of our lives. This is where we learn with actions and not with words who Jesus really is.

3. Personally, what do you believe about Jesus?

The most important thing is that you believe that he is your Savior, that you have knowledge of him on a personal level and not only seek a religion where you can fit in.





W	H	A	T	D	P	M	V	N	S
G	P	V	I	O	E	R	I	O	U
O	S	E	R	G	E	A	N	T	S
S	O	J	T	O	T	F	E	F	E
C	L	E	S	E	O	C	L	A	J
L	D	W	H	O	R	S	E	R	B
U	I	C	H	R	I	S	T	U	E
B	E	L	I	E	V	E	V	E	L
E	R	S	A	R	G	E	N	T	R

1. Who is "the life?"

1. Jesus
2. We are
3. You

2. Why did Jesus give up his life on the cross?

1. Because God abandoned him
2. Because he had enemies
3. To give us eternal life

3. Did Jesus sin?

1. Sometimes
2. I don't know
3. No

↓

		9	1	2	7	4	5	8				
		4	3	2	4	5	3	6	7	8		
8	5	6	5	9	1	2	9	1	9	1		
8	7	6	9	1	8	7	6	1	2	3	4	5
9	9	7	5	6	7	9	4	8	3	1	7	6
1	2	3	4	8	4	6	5	4	3	5	9	7
5	4	2	3	2	3	7	2	1	2	1	9	8
7	6	5	4	1	9	8	9	8	7	6	2	1
8	5	3	5	6	1	7	3	6	5	7	3	2
1	2	3	4	9	1	2	3	4	5	1		
		3	4	9	8	2	4	8	7	6		
		5	6	7	1	5	9	1				

↓



Picnic with Peter



Cross made from snacks

Ingredients:

- Two chopsticks or skewers, one larger than the other, and a plate for each student.
- Grapes, berries, marshmallows or potato chips with a round shape.

Instructions:

- Give each student a long stick and a shorter one.
- Show them how to thread the snacks into the long stick and then into the short stick forming a cross.
- Another option: Show the students how to arrange snacks on a plate in a cross shape.
- Let's eat!



Drama with Peter

Peter recognizes Jesus

Matthew 16:13-20

Scene: Peter introduces himself to the audience as a computer expert specialized in Web pages and mentions that he has just returned from the mall with his buddies. His friends arrive from the opening session of a large church conference in the stadium and Jesus (the famous evangelist) was the guest speaker. After the event Peter invites Jesus out to a restaurant with his pastor and some of his friends.

- Before the food arrives, Jesus says to Peter, "I want to ask you a question. What do your buddies think of me?"
- Peter responds in a modern way, some say you're the new Bakht Singh, others think you're going to be the next president of our country, others say you're the next Stephen Tong, Ayo Oritsejafor, Kong Hee, Matthew Ashimolowo, David Yonggi Cho, Charles Stanley, etc. (You can pick a famous preacher from your country and mention them here to give a modern flavor to this drama).
- Then Jesus asks Peter directly, "What do you think of me?"
- Peter takes out his cell phone and begins to send a message to his friends asking them: Who is Jesus? Since he wants an answer directly.
- Suddenly Peter feels something inside his heart and his spirit, as a response from God and answers Jesus "You are the Christ, the Son of the living God!"
- Jesus says that Peter received this answer from God directly and not from cell messages from his friends.
- Jesus and Peter get up and go out after eating their meal ____ (name a specific food from your area). Jesus tells Peter not to send any WhatsApp messages or any email to his friends about who he is. End scene with Jesus and Peter leaving while talking amicably.



Barn Crafts



Horse Puppet

1. Cut out the template in the form of a horse.
2. Cut and remove the parts of the circles.
3. Color to your liking.
4. Glue 1 movable eye and with a marker pen, draw the horse's mouth.
5. Cut out 6 pieces of yarn of 3cm and 4 pieces of 10 cm.
6. Stick the 3cm yarn on the back of the neck of the horse.
7. For the tail of the horse, use yarn cut 10 cm, just put the yarn in the small hole and make a knot.



Handshakes with Movements

Day 1: The Basic

Normal handshake

Rotation with thumb

Slide your hands

Snap your fingers as you pull your arm backwards



Vineyard Games



Broom Hockey

For this game you need 2 brooms and a ball. It is also necessary to mark 2 goals. Form 2 teams and put them in lines, one in front of the other and each member is assigned a number. The 2 teams must be of the same number of participants.



The ball and the brooms are placed in the center of the court. The teacher will say a number, and the child of each team that corresponds to that number, must run, take the broom and try to put the ball in the opposite goal. The ball should not be touched with the feet, only with the broom. When the goal is scored, they should leave the brooms and the ball in the center. The team wins that scores the most goals.



Closing with Music and puppet show



Rooster: Hello Horse!

Horse: I must believe; I must believe (it passes very quickly through the stage without stopping)

Rooster: Hey horse! We are already with the boys and girls here in the VBS. (Vacation Bible School) Hello Welcome (turns to the children to say hello).





Horse: Oh! Oh! Hello rooster, hello everyone, I'm sorry I'm in a hurry. (leaves the scene and returns, but with a frying pan on his head).

Rooster: Hey! Where are you going with that pan on your head?

Horse: I'm going to create a machine to know if my mind really believes that Jesus is the son of God.

Rooster: But why?

Horse: I read in the Bible that God loves us so much that he gave his only son so that everyone who believes in him will not perish, but will have eternal life. (John 3:16) ... I need to be sure that my brain believes it, I do not want to die.

Rooster: We believe in many things, although we do not see them. For example, we believe that there are rocks on the moon, although we have never been there. It is the same with God. Although we can not see him, we believe he is real and that he loves us. Believing this is the first step to true salvation. Do you believe?

Horse: Of course, I do believe that Jesus Christ is my Savior, but oh ... oh ... oh ... now I must disconnect some power cables.

Rooster: Power cables? Why?

Horse: I wanted to try a super electric shock first and try it with the rabbit. Oops!



Lesson 2

Title

I choose to change

Peter denies Jesus
Matthew 26:69-75

Verse

“For all have sinned and fall short of the glory of God.” Romans 3:23

Trick

For this trick you need 2 large sheets of newspaper, preferably the exact same sheet. To achieve this, you can buy 2 newspapers of the same day, and choose which page you like, taking that same sheet from both newspapers. (First use sheets that are not your favorites to try it and be able to throw away the used pages.) Next, you have to prepare your



trick. Use an image of any other sheet of the newspaper to create a secret envelope in one of your newspapers. Use clear tape on the newspaper to create the envelope so children can not see it. Now take the other sheet of the newspaper that is the same and fold it small so that it enters the envelope. During the lesson, while you are speaking, you will carefully tear the front page of the newspaper without tearing the envelope or the sheet inside. Then you take out the second sheet so that it seems like a miracle that it did not tear. For this to work, you must rehearse it several times beforehand.

Main Lesson

Welcome back to the VBS “Let’s go to the Farm !!!” Many of you already know the answer to the question, “Who is the vine?” Jesus.

Now let’s study the following phrase of the verse ... “I am the vine, and you are the branches.” What are branches? They are the weakest parts that grow out of the vine, they have the leaves and the fruit. They do not have roots. They receive all their nutrients from the main vine. Who are these branches??? US!

The verse is not talking about the 12 disciples or other people of biblical time ... Jesus is talking about you and me: HUMAN BEINGS!

We know who the humans are: it’s the people that are around us, walking to school, shopping in the corner grocery store, working in the factories, fields, offices, and many neighbors around you. We are humans who are on the planet earth.

Some people seem bad and others good. It seems that the bad people steal and cheat while the good do their homework, attend church, and even punish the bad people when necessary. But what does the Bible say about humans?



Today’s verse will help us with this: “For all have sinned and fall short of the glory of God” Romans 3:23. Here it sounds like we’re not very good.

It is obvious to God that ALL humans have sinned. We have made a mistake and we have done something wrong at some point in our lives. Because of our bad nature, a punishment has come to us: we deserve death, this is what this Bible verse says: “The wages of sin is death” (Romans 6:23).



But history does not end here! Jesus asks us to repent and turn away from our sins. He asks us to decide not to sin, and turn to Him. He asks us to connect to Him, just as a branch is connected to the vine.

(TRICK)

Look at this newspaper. We try to be good, but in the end we end up sinning. (Begin to tear the newspaper while you talk.) It is as if each sin tears us in two and we are all torn like this newspaper. But Jesus is our vine, and he can keep us together! (open the other newspaper, showing it is not torn.)

Here is what we know:

- All people are bad at heart.
- We deserve punishment for our evil thoughts, words, or actions.
- We can repent to God and stop doing bad things.
- We need Jesus.
- We are the BRANCHES of John chapter 15.

We are going to see with Peter today that we can all make very big mistakes, but we can also get away from sinning, repent, and do the right things. We can choose to change!

Rotation Stations

Silo Class

Questions and answers

1. Peter had pressure from the people to admit that he was a disciple of Jesus. What same pressures do you have today to admit that you are a Christian? Sometimes we feel like Peter, forced to pretend to be true disciples of Jesus, it is easy to go to church, but living the word is difficult. Admitting publicly that you are a Christian, means that you will be tested by rejection, ridicule and shame from your friends or family. Can you really stand the pressures?

2. Your friend gets mad at you because you will not go to their party that is at the same time as your church meeting where you are scheduled to participate. How can you make a change if you have a friendship that maybe God doesn't want?

It costs a lot to leave friendly relationships when God asks us to change them for him, especially if it includes blocking you from social activities.

3. What activities have you set aside for yourself, and you have not allowed Jesus to change? Jesus said, "follow me," and this is difficult, because it signifies a total and unreserved surrender. It means being totally dependent on Jesus, even when he asks you to make changes in your life, even if they hurt or are complicated.

How could a person change? his/her character

What could change in a song? Cussing and swearing

What could change in a movie? Adult scenes





How would you react to someone who hurts or betrays you?



A time in your life that you wish you could change.
Example: When I blame my brother for my bad actions.

Something you would like to happen in your life.

Example: A trip to another country

How could a person change? his/her character

What could change in a song? Cussing and swearing

What could change in a movie? Adult scenes

D	H	C	N	A	R	B	F	K	B	J	E
P	U	N	K	N	C	R	R	I	S	A	S
S	T	O	O	R	H	A	U	O	S	J	D
V	N	E	E	T	V	N	I	S	K	H	E
L	E	A	V	E	S	C	T	V	N	E	E
K	P	U	N	I	S	H	M	E	N	T	N
S	E	R	O	O	P	E	H	I	D	U	E
C	R	J	E	S	U	S	V	M	E	N	W



Picnic with Peter

Popcorn Corn

Ingredients:

- Popcorn.
- Cellophane paper bag or transparent plastic bag.
- Square of 20cm x 20cm green paper.
- A piece of jute, string, yarn, or a brown thread.

Instructions:

- Give each student a small bag, popcorn, a piece of paper, a piece of string.
- Fill your clear bag with popcorn in a corn cob shape.
- Take your square of paper and join three of the corners to the center gluing or taping them so it will look like an envelope only with a straight corner.
- Insert your popcorn cone inside the paper and it will stay like an ear of corn, tie the center of your corn with a little string.
- Now you have an ear of corn ready to eat!



Drama with Peter

Peter denies Jesus (Matthew 26: 69-75)

Scene: Peter is behind some branches hiding and Jesus is on the other side of the platform, tied with ropes with his head down (MAKE SURE JESUS AND THE MOBSTER DO NOT LOOK AT PETER). The mobster is guarding Jesus so that he does not escape, he is sitting near the campfire on the beach having a beer. Peter murmurs to the audience behind the table.



(It's easier in the first section for Peter to tell the audience what happened on the scene, while hiding from the mobster.)

- Peter tells everyone that they were in the mall ____ (name a local one) in the morning.
- Suddenly some mobsters arrived and started attacking Jesus and tied him up.
- Everyone was scared, many began to scream, but the mobsters started firing.
- The Mafia put Jesus in a van, but Peter was able to follow them from afar.
- Before they were lost, Peter was able to put a GPS locator into the car that carried Jesus.
- Peter drove his motorcycle and followed them to the beach __ (mention a coastal city in your country)
- Peter tells the audience that now they are watching the mobsters who are on the beach of _____

(In this section Pedro, Jesus and the mobster begin acting)

- Cautiously, Peter begins to walk towards the mobster and towards Jesus and they start talking about the weather.
- The mobster hands a chair to Peter.
- The mobster receives a message on his cell phone from the driver, with a photo of some of Jesus' followers. The mobster tells Peter that they are accusing him of being a comrade (friend) of Jesus.
- Peter denies that accusation and says he does not know him.
- Another one of those who are there says that he does believe that Peter is a friend of Jesus. (One of your teachers can shout from the audience)
- Peter again denies it.
- The mobster tells Peter that his way of speaking and accent resemble those of the WhatsApp group "Friends of Jesus" and not those of #CatchJesus and tells him, "I think you are one of them."
- For the third time Peter refuses and says, "I do not know what they are talking about."
- Suddenly the alarm of Peter's cell phone rings and the tone has the sound of a rooster crow.
- Immediately after the alarm, Jesus looks up and looks directly at Peter.




- Peter runs to the edge of the platform and starts crying aloud, asking Jesus for forgiveness. (Everyone leaves the scene and in a third scene Jesus and Peter are seen walking happily once Jesus forgave Peter's betrayal) Jesus tells Peter that he is going to return to Mexico City (you can mention a city of your country) for a while, but they will be in touch by WhatsApp, Facebook and email.

Barn Crafts

Rooster Hat

1. Make copies of the craft patterns and trace the pattern on colored paper.
2. Cut out the parts, fold the largest white piece in the shape of a triangle and glue the back forming a cone. Trim off the extra paper on the bottom.
3. Glue on two small wiggle eyes leaving about 10 cm in height above them.
4. Glue the wings to both sides near the eyes.
5. Cut out a yellow beak and glue it under the eyes.
6. Cut out a red crest and stick it on the top of the rooster.
7. Finally, tie on some curly ribbon or string to the bottom so that you can tie the rooster hat on the child's head.



Handshakes with Movements

Day 2: Fist and Butterfly

Clenched fist hitting up and down on the other person's fist


Clenched fist hitting front

Rotate with your thumb and without letting go flutter upwards



Vineyard Games

Giant volleyball



Use a ball or inflate a balloon to play volleyball. Play volleyball with the kids using any improvised net, such as a line of chairs, yarn tied to 2 trees, a line of disposable dishes on the ground, etc.



Closing with Music and puppet show 2

Rooster: Hello guys and girls, yesterday we learned that Jesus is the vine, and today about ... (he pauses and says) but where is the horse to close with me today's theme?

Horse: I'm very embarrassed. I can not leave ... (responds without entering the scene)

Rooster: Come on, the students are waiting for you, so we can close together with today's theme.





Horse: No, I do not want to. I am very sorry.

Rooster: But we're ready, get out here now ... kids, I'll count to three, please yell, "horse jump!"

1,2,3 ... Horse Jump!

Horse: (He comes out with a bag on his head and two holes where his eyes go)

Rooster: Why do you have a bag on your head? The children cannot see you.

Horse: Wait a minute, but they will laugh. (The horse goes down just a moment from the scene to remove the bag, goes back to the scene.) I made a serious mistake. I wanted to change, because I'm choosing to change ... my haircut ... Then I thought it would be better if I make my own style. I took the scissors and cut it ... Of course, I made a mess of my hair.

Rooster: (Holding in a bit of laughter.) I know you must feel bad about this. When we learned that we can change, it doesn't mean a change of look. We have all been wrong and we have done something wrong at some point. We deserve punishment, just as the Bible says in Romans 3:23, "We all have sinned" and in Romans 6:23 "the wages of sin is death, but the gift of God is eternal life."

Horse: Ahhhh! It is changing our lifestyle.

Rooster: Exactly.

Horse: I think I should go! Could you come with me to the paper store?

Rooster: Sure, what are you going to buy?

Horse: Glue for my hair.

Rooster: That's silly!

Horse: (Laughing like a horse) It's a joke ha ha ha.



Lesson 3

Title

I choose to Obey

Peter receives his call
Matthew 4:18-22

Verse

"If you keep my commands, you will remain in my love, just as I have kept my Father's commands and remain in his love." John 15:10

Trick

So that your trick works, you need a very transparent thread on the platform and 2 balloons. (Take extra balloons in case one pops.) Rehearse your trick many times beforehand when there is no one to see you in the church. Of course, you need to find a place to put it where it does not get in the way of the musical group or anyone else, and nobody will see it before its trick. Tie your super transparent thread from one side of the church to the other. Before tying one side of the string, prepare a small paper tube like a small piece of straw (cut) and put it on the string. At the indicated moment you inflate a balloon, without closing it, and tape it to the straw. (A child or teacher can help keep it closed while sticking it with strong tape.)



Main Lesson

Welcome to the third day of the VBS "Let's go to the Farm!!!" How many of you know the answers to the questions of the first two days of the VBS? Who is the vine? Jesus. And who are the branches? Us. Very good!

Today we will learn the following phrase from the verse ... "I am the vine and you are the branches. If you remain in me and I in you ..."

What does this mean? Jesus Christ wants us to STAY CONNECTED to Him. We need to remain in Him, not just pray from time to time, or read our Bible only in the church ... but KEEP CONNECTED to Him all the time. But the hard part is ... how do we do this??? The point of connection to the vine is very important, because that's where the branch receives all its power. In fact, any plant that breaks and is not connected, dries up and dies.



You and I like to be independent, and learn how to survive in our town, or to be the first in the class. We do not want others to cheat us. We do not like it when others give us orders, telling us what we should do. We like to take care of ourselves and be able to go out alone. But the Bible tells us clearly that Jesus himself wants to take care of us. He wants to look out for us, keep us connected, and protect us from the bad things around us. We need to connect to Jesus and keep ourselves that way!





How are we going to maintain connection to Him, if physically there is no way to connect? Today's verse will help us with this: "If you keep my commands, you will remain in my love, just as I have kept my Father's commands and remain in his love." John 15:10. It is easy to think that we are connected, but the only way to know if someone is connected to Jesus, is to see his actions. Our obedience to God is what keeps us connected to Him.

(TRICK)

Look at this balloon and how it can go straight. (Send the balloon taped on the thread) Now look at this balloon. (Send a loose balloon) Which balloon went straight? Obedience in our lives keeps us straight, just like this balloon. Can you stay connected to Jesus Christ, and therefore have the necessary help to live well?

A summary of obedience. Here are the basics...

- Jesus knows us and sees us.
- We start the connection by inviting Jesus into our hearts.
- Our response to Jesus is OBEDIENCE.
- We need to stay connected to Him daily.
- We need to stay in Jesus, just like John 15 says.

Jesus asks us to stay connected to Him, and not walk alone. We can respond with obedience, like we will see that Peter did, leaving everything to obey as quickly as possible. Let's stay connected! Let's choose to obey!

Rotation Stations

Silo Class

Questions and answers

1. Besides reading the Bible and praying, what other things would you do to stay connected to Jesus Christ and show that you are obedient?

Many Christians think that praying, reading the Bible, going to church on Sunday, and tithing is enough to demonstrate obedience. But we forget that if we are disciples of Jesus then we should practice what his word says. Every day when we are in school or work we have situations where we must show obedience to God.

2. God motivates you to be a teacher in the next VBS. But your mother tells you that you can't work at your church if you do not study and get good grades at school. Who do you choose to obey?

Try to have an open discussion with your students, where no one judges another. Share your own mistakes and failures to help them open up as well. For example, if you do not study for an exam and then fail and after having problems, seek guidance in the worst places or with inappropriate people.

3. What is the excuse you give to Jesus Christ, so you don't have to obey his voice? Perhaps you say you don't have the ability to preach, that you are a woman, or that in your family you are the only Christian? In the Bible you can find characters who gave God an excuse to not obey him but remember that it doesn't matter if we have few or no skills. Jesus Christ does not ask you to be perfect to use your life, He asks for obedience. Moses said he did not speak well, Gideon was unknown, and David was little!





Fishing



When Jesus called



With the disciples



Cutting off the soldier's ear



Denying Jesus



Preaching



Draw!



C	O	M	M	S	A	S	L	C	Y	C	B
S	A	H	E	A	R	T	R	O	O	S	T
E	B	I	B	L	E	A	V	N	V	P	I
H	V	L	O	V	H	Y	B	N	I	E	O
C	O	M	M	A	N	D	M	E	N	T	S
N	B	B	H	T	B	T	A	C	E	E	N
A	E	I	O	I	H	E	Y	T	V	R	C
R	Y	B	R	O	O	S	T	E	R	S	H
B	A	B	S	N	B	N	N	D	O	O	E
V	Y	L	E	Y	E	P	R	T	E	M	M



Picnic with Peter

Fish

Ingredients:

- Square bread prepared to your liking.
- Carrots sliced in the shape of a half moon.
- Cucumber cut into thin but thin strips.
- Hardboiled egg cut in circles.

Optional: Sliced black olives



Instructions:

- Hand out a square bread prepared for each of your students.
- You can use the carrot, the cucumber, the boiled egg or any vegetable that you prefer to decorate your fish.
- The egg can be for the eyes, the carrot for the scales, and the cucumber for the fins.
- Let's eat!

Drama with Peter

Peter receives his call (Matthew 4: 18-22)

Scene:

Peter wants to announce to the audience how he met Jesus. This sketch is very simple, since Peter only walks from one side to another while he is talking about the events. (Jesus does not act today, nor tomorrow)

- I was browsing the internet from my Smart G5, searching Google for some tools I needed to update my page for my work.
- As some of you know, I work on a Web page that helps those who play online and solves problems that players may have.
- When I was on the internet I found a guy called Jesus, who had a Christian page with a super cool interface. His page had music by Hillsong, preaching and books by authors such as John Maxwell and Rick Warren.
- While I was chatting on WhatsApp with Jesus, he invited me to like his fanpage and join his website to serve people in their faith and not just help them play.
- That same day I submitted my resignation at work and started my work with Jesus even though I did not get a salary. I left everything to go to the job he offered me.
- Since that day my life is great ... as a disciple of Jesus! In those days I did not know how famous Jesus was, but now I do know. People love him everywhere we go and think he's the greatest international leader there is.



Barn Crafts

Barn

1. Download and copy the barn and memory verse. Print the barn on red paper if desired. Print the verse on white paper.
2. To make the straw, cut 6 strips of yellow curly ribbon of 6cm and glue 3 on each side, and 6 strips of 2.5cm and glue them in the little window.
3. Color the paper with the biblical text and glue it behind the largest rectangle.
4. Use glitter to decorate if desired.



Handshakes with Movements

Day 3: Fish

Join the palms of your hands

(Move them like a fish swimming ...)

Clap your hands 3 times, staying together the last time

Keep your left hands together

The right hand moves up, middle, down, between.



Vineyard Games

Obstacles race



Before class build a track with obstacles. You can use these items: paper bags, where each child must put in and take out his foot; mark a circle with thread to form a lake, children should jump it; form a path with disposable plates, children should step on each plate; make a pile of wood, children should go over it; Hang balloons from a tree at different heights, children must pass below without being touched. Children should travel the obstacle course as a team or separately, record how long it takes. Make sure the whole team participates; You can help

each other. You can also add more activities, such as: frog jumping, circling, etc. The team that finishes the course first or fastest wins.



Closing with Music and puppet show

Horse: Look rooster! I brought a cake for the VBS children! (The horse enters with a flat cake. You can make a cardboard circle and decorate it not so pretty.)

Rooster: But that seems to be a cookie and the decorations are pretty ugly. Why didn't it rise and become spongy like all cakes and breads?

Horse: Well I was watching a video on my Facebook of how to make a cake and I thought it would be great to make it for the VBS children, so I preheated the oven, gathered the ingredients and well I started making it.

Rooster: Horse, are you sure you used all the ingredients and obeyed all the steps?





Horse: Well I wanted to be independent and creative, since I had no baking powder and no vanilla. I thought it would not matter if I skipped those ingredients, no one would notice. I also skipped a few steps on the decorating part.

Rooster: Horse this is called disobeying and remember what we learned in John 15:10, "If you keep my commands, you will remain in my love, just as I have kept my Father's commands and remain in his love."

Horse: So, Jesus himself obeyed the Father?

Rooster: Sure, and we must follow his example. If not, look what happened to you for disobeying a few steps when making the cake.

Horse: Oh my! I'm sorry! I think it would be better not to eat the cupcakes I made.

Rooster: What? Now you say it! I've eaten 3!

Horse: Oops! You better go straight to the doctor. It's that chocolate and mud are the same color.



Lesson 4

Title

I choose to act


Peter preaches with Power
Acts 2:14-41

Verse

"You did not choose me, but I chose you and appointed you so that you might go and bear fruit, fruit that will last." John 15:16

Trick

For this trick you need 2 identical envelopes. With a large group it is better to make a giant envelope from a sheet of card stock. To make your magic envelope, use 2 identical envelopes. Cut the front and put it inside the other and hide a few sheets of colored paper inside, printed with some phrases of important jobs and kind actions. You can show that the envelope is empty. At the indicated moment, you break one side of the envelope, and you take out the colored sheets. For this trick to work well, you need to pretend that you have only 1 empty envelope. Try it several times in secret so you can do it well in your VBS.



Main Lesson

Welcome back to the VBS "Let's go to the Farm", as our time is ending, let's see if you remember the lessons this week. Who is the vine? Jesus! And who are the branches? US! What should we do? Stay connected!

Okay, it's time for one more section of the verse ... "I am the vine and you are the branches. If you remain in me and I in you, you will bear much fruit; ... "What does this mean??? What does it mean to bear fruit in the world, if we really are not plants???

Let's start by looking at how a plant works. As we mentioned before, the fruit comes from the branches and not from the vine. Jesus could produce fruit from heaven, but it is not God's plan, just as the vine will not bear fruit. Jesus helps us to make the fruit, but it must come out of OUR words and actions. We must choose to act!

What is the important thing that a plant needs to produce fruit in its branches???

First, you need to be healthy. Second, we just need to wait. There are different times for the fruit on the vine, for example, we will not have fresh and ripe grapes every week of the year. There are seasons for the fruit. The fruit is also the tasty part that grows on the branches because it has water, sun and good soil. Then, the fruit in us is the tasty thing that comes from our lives, kind actions, special things, kind attitudes, and all forms of delicious bits of kindness. We can do all types of kind things and they are easy when we stay connected to the vine: which is JESUS!





Look at today's verse: John 15:16 says, "You did not choose me, but I chose you and appointed you so that you might go and bear fruit—fruit that will last." Then, you and I have been chosen by God to do good things with our life, and He plans to give us the strength and the ideas to do it ... while we stay connected to Him.

(TRICK)

Many people think that it can be boring to be a Christian and that we have nothing to do. Just like this envelope, it looks completely empty! But that is not the case! God has given us very important tasks to do! (Open the other side of the envelope and pull out the colored sheets Read some of the things we can do and throw them to the audience.)

John 15: 8 mentions something very special also; By being connected to Jesus and producing good fruit, we give glory to God! Let's see an example in Peter's life later today. People will be able to say GOD IS GOOD, and they will honor him while they look at you and me, doing good things for others. This is amazing!!! You and I can thank God, bear fruit, and put our faith into action. We can choose to act!

Rotation Stations

Silo Class


Questions and answers

1. How does having more non-Christian than Christian friends influence your actions? Of course, God likes the idea of his children connecting with other Christians. You need the support of others who see the world as you do. Our non-Christian friends do not make decisions in the same way as Christians. This does not mean that Christian friends are perfect or never make a mistake or disappoint you. But those who are really following God are going to be solid friends and give advice according to the word of God when you request it.

2. What does it mean in your life to bear fruit that will last? When we read in the Bible that we should bear fruit that lasts, perhaps we imagine that we should share the gospel and then someone accepts Jesus as their Savior. But it also means doing good things, changing our actions, leaving behind bad habits, are ways of bearing fruit. You can help a grandmother carry her purchases home, help your little brother finish his homework for school, or buy a candy for a child at school who does not have much.

3. Share a story where you acted well, and it influenced your relationship with God and other people. Choosing to act are small decisions we make every day, like protecting a child from a bully instead of hiding or fleeing. God helps us to act correctly. Many times, it is about overcoming our pride. This helps us to have the self-control to make better and better decisions in the future.





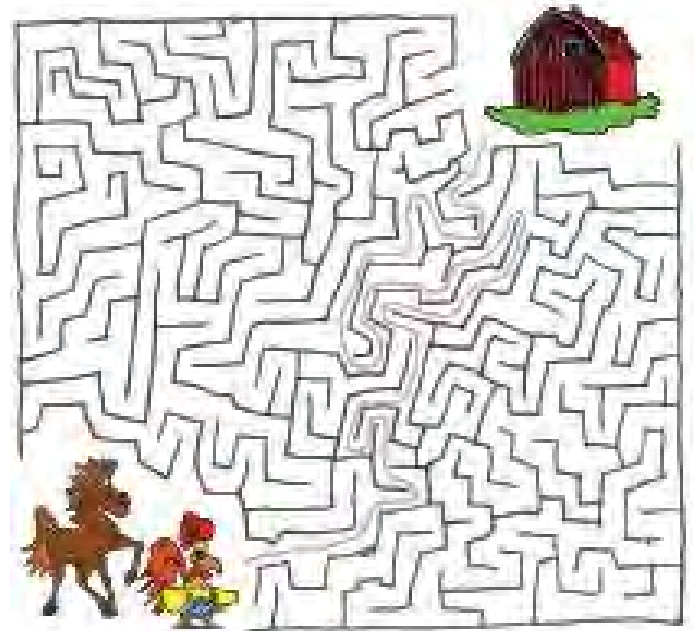
Color each picture and word rectangle with the emotion indicated.

- I found money
- Tomorrow is school
- I see a crying baby
- It is my birthday

- I failed to memorize the verse.
- My best friend moved away
- Someone lied about me
- Watching a fun movie

Write examples from your life and color them with the emotions you feel.

- When I lost my cat
- when I was scolded
- looking at the stars
- a spider
- doing nothing at home
- I broke a glass



D	D	A	U	G	H	I	T	H	P	E
A	R	B	R	A	N	C	A	S	E	I
W	E	S	C	V	A	N	C	H	T	R
T	A	Y	O	I	G	L	T	Y	E	F
E	M	F	A	N	P	R	I	O	R	A
R	S	N	O	I	S	I	V	U	Y	I
S	S	P	I	R	I	T	I	T	O	T
O	P	R	E	A	F	T	T	H	U	H
O	C	E	V	I	T	E	I	P	C	A
N	D	A	U	G	H	T	E	R	S	C
S	F	C	T	H	E	Y	S	A	Y	T
G	T	H	P	G	L	O	R	Y	G	S



Picnic with Peter

Fruit skewer

Ingredients:

- Sticks like skewers
- Different types of fruits

Instructions:

- Cut the fruit into small squares
- Pass out a stick to each of your students
- Instruct them to take their favorite fruits and insert them into their stick until it is full.
- Let's enjoy!



Drama with Peter

Peter Preaches with Power (Acts 2: 14-41)

Scene: Now Peter has the great opportunity to start a podcast (Internet broadcasts) throughout Mexico. (use the name of your country rather than Mexico) He sometimes produces his own videos and uploads them to YouTube.

One day Peter was working on a special video for YouTube (his video had a link to the Jesus page) when a famous CNN journalist arrives at his office. This journalist offers Peter the opportunity to present his video internationally in the news and at the same time share about his website and what he does. Peter is encouraged and travels to record it for television.

(Make Peter appear nervous by sharing what he's going to do on TV, after the live recording starts)

- At the beginning Peter greets the nation's audience, and suddenly he shouts a very Mexican-style mariachi shout (he can use some phrase or sound characteristic of your country) greeting everyone.
- He begins his speech with a prophecy, my dear friends ... "In the last days, God says,

I will pour out my Spirit on all people.

Your sons and daughters will prophesy,
your young men will see visions,
your old men will dream dreams.

18 Even on my servants, both men and women,

I will pour out my Spirit in those days,
and they will prophesy.

19 I will show wonders in the heavens above

and signs on the earth below,
blood and fire and billows of smoke.

20 The sun will be turned to darkness

and the moon to blood
before the coming of the great and glorious day of the Lord.

21 And everyone who calls

on the name of the Lord will be saved.. "Acts 2: 17-21

- Then Peter shares about Jesus; The King of kings who is the only one to whom we should pray, also warning them with many other words.

In the end, Peter shares the results:




As Peter's message airs on international television, some friends of Peter meet together and using the internet, they hold a prayer telethon in their office. People called asking about Peter's message and on that day, they prayed for many people over the phone; In fact, 3000 people were saved that day! (Peter shouts and jumps up and down from excitement with the results,)

Barn Crafts

Grapes

1. Using the pattern found on the internet, print the grapes on white paper, 3 for each student.
2. Cut a carrot to use as a stamp, dipping it into paint and decorating the three grapes with the carrot stamps.
3. Fan fold a small piece of green crepe paper or tissue paper and glue it on top.
4. Glue a piece of green curly ribbon on the top.
5. Fold and glue the three grapes together as shown.



Handshakes with Movements

Day 4: The Passing

Clap the right hands high and clap low while slowly turning, ending with one person facing the other's back

One extends their hands behind their back, palms facing up, and the other one claps them, low 5 style.



Vineyard Games

Cartoon baseball



This is a different version of baseball where kids will have fun. Before you start, make one or two bats, by taping two disposable plates facing together, leaving a space where a student can put his/her hand. If it is not too windy you can use balloons for the ball or make a ball from paper crumpled up. You can use the normal rules of Baseball or change them. An example of a possible change is changing the number of bases or running backwards.



Closing with Music and a puppet show

Rooster: Hello guys, it is good that you are with us, learning what we can choose. I'm waiting for my friend, but he sure is confused. (If you want to give more ambience to the puppets, you can choose Hollywood type music and puff out some talcum powder as if it were smoke to announce the entry of the horse.)

Horse: To be or not to be! Luke, I am your father! (The horse enters with dark glasses) Does anyone want an autograph? No pictures please.





Rooster: What's up with you, horse? I'm sure you can't see anything with those sunglasses, we are already in the VBS.

Horse: I know rooster. (with the voice of an actor) It is that I am choosing to act, since this is the theme of today.

Rooster: Horse, it does not mean you choose to be an actor, it refers to what the Bible says in John 15:16, "You did not choose me, but I chose you and appointed you so that you might go and bear fruit - fruit that will last." God chose you and me to act, but not in a theater. We are instructed to live a life where our actions show kindness, love, faith, and show that He really lives in us.

Horse: So, I do not have to go buy a giant basket and fill it with fruit.

Rooster: No, of course not, remember that the more we begin to love others as Christ loved us, we will be more like him and we will act more like Christ.

Horse: Then I have a problem!

Rooster: Which one?

Horse: Well, I ordered a ton of grapes online. You know I just wanted to bring a lot of fruit to the church.

Rooster: Oh, horse! You are unique. (Both leave the scene)



Lesson 5

Title

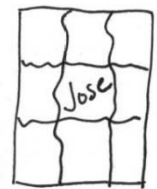
I choose to depend
Peter Walks on Water
Matthew 14: 22-36

Verse

"I am the vine and you are the branches. He who remains in me, as I in him, will bear much fruit; separated from me you can not do anything." John 15:5

Trick

You only need 1 sheet of letter size paper for this trick and a bag. In front of the children, you will tear a sheet of paper in 9 as the drawing shows. Ask that 9 children come forward and write their names on the 9 papers. Then put them in the bag. The trick is easy since, of the 9 pieces, one has 4 torn edges. Carefully you will look at the child who gave you this sheet with the 4 broken sides, and you select to find that child's paper in the bag, without looking. (Without looking, it will be easy to find the sheet with all edges torn.) Of course, you must put the children's sheets inside the bag and give it a lot of stirring so that your trick seems impossible. :)



Main Lesson

Welcome to the last day of VBS "Let's go to the Farm!!!" Let's see if you remember the lessons of the week:

Who is the vine? (Jesus)

Who are the branches? (US)

What we need to do? (Stay connected)

What happens if we stay connected? (We bear fruit)

And the last question ... Do we have another option?? (No, we do NOT!)

This is the last part of the verse ... "apart from me you can do nothing." Here is the complete verse: "I am the vine; you are the branches. If you remain in me and I in you, you will bear much fruit; apart from me you can do nothing."

Are you telling us that apart from Jesus we can do a little bit? No! What can we do for ourselves?? NOTHING!!

This is quite obvious looking at a grape vine plant that is in the field. If you break some branches off of the vine, they will dry and die. These branches can not produce fruit and no longer have value to the farmer.

In today's world, it is very easy to be disconnected and feel weak. People expect us to behave well, to obey our parents, to attend church, to do our homework, but it is SOOOOOO difficult! If we disconnect from the vine, it becomes impossible for us to do all those things correctly! Only





through the power of Jesus can we live a good life and be full of fruit. We need to choose a life that depends on Jesus. In fact, it is currently impossible to live a perfect Christian life ... but with God, all things are possible!!!

It is clear here that we need to stay connected. We can see in this verse that our main requirement is to stay connected to Jesus or to stay connected to the vine, not to dry ourselves out and die.

Let's make sure we memorize the verse, "I am the vine; you are the branches. If you remain in me and I in you, you will bear much fruit; apart from me you can do nothing. "John 15: 5

Today Peter is going to tell us something he faced ... walking on water. And he did it! Peter left the boat and walked on the water!!! We are not normally faced with a need to walk on water like Peter, but we are faced with many challenges every week, including some impossible ones. Sometimes God asks us to forgive someone, to give the last coin that is in our pocket or to live a perfect Christian life! WE CAN do the impossible, but can we do it without Jesus? No! If we want to live as God asks us, is there another way to do it? No! We must stay connected to Jesus!!!

(TRICK)

Right now I'm going to show you something impossible. (Invite 9 children to come while you tear the sheet of paper and give a piece of paper to each child Ask them to write their name on the paper and put them in the bag) I can choose the paper that Joseph _____ (the child who had the paper with the 4 torn sides) and this is it!!! Yes, I could do something impossible! I am connected to the vine: JESUS!!!! I choose to depend!

Let's review for the last time the lessons of the week ...

Who is the vine? (Jesus) Who are the branches? (Us) What do we need to do? (Stay connected) What happens if we are connected? (We bear fruit) Do we have another option? (¡NO!)

Rotation Stations

Silo Class

Questions and answers

1. Why is it difficult for young people, regardless of their country, to stay connected to the presence of God? Teacher, remember that we are not here to judge the actions of the children, but to instruct them in love through the word of God. For example, 2 or 3 hours of worship on Sunday will not be able to compete with 6 days a week without being connected to him. How often instead of having a time with God in the morning, the first thing we do is take the phone and check our social networks, then maybe we focus our thoughts, phrases or images on those things and not enter the presence of God.
2. When difficult times have come, when you are about to quit and lose your connection to the Lord, how did you stay firm? When temptations and difficult moments come to your life, you need to remember that you are not alone and you are not self-sufficient to be able to solve everything in your life. Peter walked on the water, that was excellent, but then the doubts and fear overcame him and he sank. His best help was the Lord Jesus Christ, taking his hand and lifting him out of the water. Take the hand of the Lord that is extended to you.
3. What things do you need that only God can give you? Do not think that because of your youth, strength and beauty that you are totally indestructible. In reality, separated from God we can do nothing. Have you seen people who are not Christians, but they have properties, cars, clothes and do





not lack anything and you, as Christian child, don't have all you need? Maybe you think it's unfair to depend on God, but you should know that many of these people do not have peace in their minds, sometimes they lack love, they have not forgiven people and their only purpose is to make money, forgetting that in this land eternal life is the best thing that we can receive.




N	D	J	W	H	A	T	P	G
O	I	E	C	A	P	E	E	O
W	S	S	N	O	T	I	T	D
O	C	H	O	I	C	E	E	P
W	O	I	G	O	O	D	R	Y
A	N	V	N	K	F	E	E	D
W	N	V	I	N	E	J	S	R
K	E	E	H	F	K	F	E	U
L	C	B	T	E	H	S	P	I
J	T	Y	O	C	R	U	Y	T
C	O	N	N	A	E	S	V	N
J	W	A	L	K	T	Z	C	H
E	R	A	E	F	R	U	I	T
B	R	A	I	N	O	T	H	N

My good points

Example: I am honest

Put your name here



I Want to grow

Example: To be patient

Difficult for me

Example: Obedience



Picnic with Peter

Jell-O Ship

Ingredients:

- Glass or small transparent plastic container and a spoon per child.
- Blue gelatin, orange section, gummy bear, toothpick and paper.

Instructions:

- Give one glass of gelatin per child.
- You can distribute a slice of orange, two gummy bears, a toothpick and a piece of paper to each student.
- Use the orange as a boat, a toothpick and the piece of paper as a flag, and the little gummy bears, representing Peter and Jesus.
- And now, let's enjoy!



Drama with Peter

Peter Walks on Water (Matthew 14: 22-36)

Scene: Announce to the audience that a hurricane is coming called "Major Destroyer", it will form in the Ocean and will hit land. It threatens to destroy many houses and lives in the nearby areas.

The news suggests that nobody embarks on any boats, especially on the LOGOS ship.

(If you can find some special sound effects of boats and storms, it would be very attention grabbing)

- Jesus invites Peter and some of the young people to some talks he planned to give. They have to go first and then Jesus would come to them, so he buys them the LOGOS boat tickets and they leave the dock (name a port in- or near- your country) the following day.
- Jesus tells them that he would finish his talks in Oaxaca, Mexico (you can say some city in your country,) he would bid farewell to the people and reach them the next day in Chiapas, Mexico (Name a likely place in your country. They left despite the warnings that there were of the Hurricane "Major Destroyer."
- Jesus begins to pray on the edge of the stage and stays there for a long time praying.
- While Jesus is praying, Peter is at the center of the stage preparing for the trip. They leave, and the situation gets scary with the hurricane. Peter does a series of things: he buys food, he eats, then he gets dizzy and vomits what he ate, he takes a nap, then he goes back to buy more snacks and the ocean swells become strong again and he vomits the snacks again. (Point out to the kids that it's been 5 hours since they last saw Jesus.)
- Peter begins to get sicker so he goes with his friend to the back of the boat, seeing the waves, he looks at something that seems to be a ghost walking on the water!
- Everyone starts screaming in fear, "A GHOST!" Then Jesus answers them saying "IT IS ME, JESUS, DO NOT BE AFRAID"
- Peter asks Jesus if he can join him on the water ... Jesus replies "of course you can." "Come."
- Peter starts to go down the stairs to get into the water, his friends get nervous and go to find the captain of the boat (it would be good to have a small stepladder that you can easily climb on and off)
- Peter goes right down to the water and looking at Jesus he begins to walk on the water towards Him.
- The moment Peter looks down at the water, he becomes frightened and begins to sink slowly. Jesus reaches for him and saves him.
- Together they walk on the water and climb up the stairs onto the LOGOS. Now both are safe on the ship.



- As soon as they get on the ship, the hurricane calms down and the tranquility of the sea returns.

(To close the act, some teachers come to the front saying “How tremendous was this, Jesus really is the Son of God”)

Barn Crafts

Peter on the water

1. Download the pictures. Students color the three drawings and sea.
2. Cut out the three pictures leaving the bottom part as a tab to insert or glue to the sea.
3. Fold the paper with the water to the horizontal dotted lines. Students tear along the vertical lines with their hands to form the waves. Make the waves by rolling them over a crayon or scissors.



Handshakes with Movements

Day 5: Power Ranger

After the last move, (day 4) clench right hands together

Raise your hands together into the air

Close your fist and put it on your chest

Extend the arm with force keeping your fist closed



Vineyard Games

Capture the Flag



Form 2 teams. The team members will wear a colored band on their arm to identify which team they belong to. Put a flag for each team at the ends of the court.

The game consists of each team planning a strategy so that they can capture the flag of the opposing team and bring it to their territory.

A child has to leave the game when touched by an opponent unless he/she is in his own “safe zone.” You will designate and mark a safe zone for each team where team members

can move freely and not leave the game if touched. It is important to mark this area well. The team members defending their own flag must remain a meter away from it. The teacher and other adults are arbitrators.



Closing with Music and puppet show

Horse: It really does not work!

Rooster: What's wrong? Is that the hair dryer you just purchased?





Horse: Yes, but I wish I had not spent the money on something that is not worth anything. Before it took an hour and a half to dry my hair without a dryer. Well, now it takes me longer to dry my hair with this thing. It's worthless!

Rooster: That's terrible! With my dryer it took me five minutes to dry my crest!

Horse: Well, mine didn't! Look, I put it in front of my head for 8 hours and my hair is still wet! (Note: The dryer is unplugged.)

Rooster: Here, let me plug it in. (The dryer turns on)

Horse: What was that noise? It's going to explode! Help! Help!

Rooster: Why are you scared? You mean you've never plugged it in? No wonder you could not dry your hair. Do you feel hot air coming out?

Horse: Yes! (He brings it to his head) This is amazing! After all, it is not so useless.

Rooster: Sure! A dryer works very well when it is plugged in, but it is practically useless without electricity. This reminds me of what the Bible says in John 15: 5 "I am the vine; you are the branches. If you remain in me and I in you, you will bear much fruit; apart from me you can do nothing."

Horse: Do you mean that I must connect to Jesus just like I must connect my dryer to electricity?

Rooster: Yes of course, disconnected from the vine who is Jesus, it is difficult to do things correctly, only through him can we live a good life and be full of fruit. Wonderful! Now hurry up and dry your hair, so we can say goodbye to the children in the VBS.

