

DIRECTOR'S MANUAL

CAMEL ADVENTURES

Being brave with Daniel and friends



Vacation Bible School (VBS)

From

Children are Important

DIRECTOR'S MANUAL

Website: childrenareimportant.com/camel

THANKS TO THE WHOLE "CHILDREN ARE IMPORTANT" TEAM!

Founders, Dwight y Kristina Krauss

Creative Team Manager, Flor Boldo

Creative Editorial Team, Jennifer Sánchez, Areli Salinas, Ramón Martínez, Marlon Hernández.

Designer, Julio Sánchez

Contributing Designer Suzanna Kangas (Suki)

Consulting Emeritus, Miguel y Vickie Kangas

Facebook Page Spanish Admin, Ramón Martínez and Verónica Toj

Facebook Page English Admin, Marlon Hernández and Flor Boldo

Translation Team, alineviera, Anupama Wankhede, Anton Klymyk, Araz Mammadzadeh, Aroma Publications and Media, Arturo Jr Boron, Blessy Jacob, Carmela Dawn Flores, Chrisbresnahan, David Raju, Ephraim Njuguna Mirobi, Finny Jacob, Geenav, HamidReza Azimi (hamid.azimi1364 at gm#ail com), Heyaudrey, I-clever.com, iqbalman, Jacob Kuruvilla, kamilturk, Karunguru Mwangi, kiran, Maitrayi Mondal, Marco Chu, Marcos Rocha, Mathew Das, Mitesh Mandaliya, mrramlama, Mrs.Geethashree NavaneethaKrishnan, Nassim Bougtaia, nicbenk, Paul Mwangi, Paul Septan, Rana922, Rubina Rai, Safdar Khan, shahroshan15, Talento-Unido, ueritom, Verdia Juliansyah Cancerika, Yeoh Jung Chin, Zeina Mirella Barzaga Arencibia



WELCOME TO CAMEL ADVENTURES!

Welcome to “Camel Adventures,” a new and exciting VBS program! Take your children on a wild adventure with camels and empires as we learn to bravely follow God amid a corrupt world, like the Israelites did in their captivity. In this program, we will follow the lives of Daniel and his friends Shadrach, Meshach, and Abednego. Queen Esther is also coming as a guest to your VBS in lesson 4.

In each day of this VBS, the children will love getting to know the funny camels (puppets or actors) with modern twists from real life. Enjoy the original action songs that reinforce the theme of this VBS. Teach the children the fun action to go with the lesson title and repeat it throughout the main lesson and throughout the day. Make fun crafts in the station Crafts in the Empire, using economic materials that are easy to find or easy to substitute from anywhere in the world. In Class in the Palace, the children will have fun solving complicated mazes and various puzzles. Older students get a chance to think about real life issues corresponding to the lesson, and everyone gets a small daily homework assignment to help put the lesson into practice. The children will love meeting Daniel and Esther and hearing the Bible stories from them first-hand, then doing an interesting activity in the Dramas with Daniel station. Of course, no VBS would be complete without the games! Find games and optional fun snack ideas in the Garden Games and Royal Banquet stations. Don't forget to check out the extra ideas to decorate your VBS and make it more fun!

As your church works through the five lessons, look for the correlation between love and bravery and point it out to the students.

1 John 4:18 “There is no fear in love. But perfect love drives out fear, because fear has to do with punishment. The one who fears is not made perfect in love.”

As we grow as Christians in our understanding of God's greatness and His immense love for us, we will grow in our confidence in following Him. A love for God and for others will grow in each of us, a love that drives us to do brave things like Daniel and his friends did, and like Jesus who bravely laid down His life for us on the cross.

The most important lesson in this program is lesson 2 with a salvation message. Invite more children to your VBS and give them a chance to give their lives to Jesus. Even if that is the only thing you do, your VBS will be a great success. Imagine meeting people in heaven who are there because of your VBS! And imagine how pleased God will be with you because you invited the children that He loves so very much!

We pray God bless your VBS greatly as you follow our Lord's command to go and make disciples of all nations and teaching the children to obey Him. Our goal in children's ministry is not free babysitting during vacation time, but to take every opportunity to teach children about God. Gather with your team to pray for the VBS activities, then watch to see how God works in the lives of your students.

You are here to change lives; we are here to help you.

From the whole team at Children are Important ministry.




Overview

1. BRAVERY PUTS GOD FIRST

Daniel 1: A new home and school

Romans 12:2 “Do not conform to the pattern of this world, but be transformed by the renewing of your mind. Then you will be able to test and approve what God’s will is—his good, pleasing and perfect will.”



2. BRAVERY TRUSTS IN GOD

Daniel 3: A test of fire


Psalm 47:2 “For the Lord Most High is awesome, the great King over all the earth.”



3. BRAVERY TELLS THE TRUTH

Daniel 4: A dream with bad news

1 Corinthians 13:6 “Love does not delight in evil but rejoices with the truth.”



4. BRAVERY PUTS OTHERS BEFORE SELF

Esther 3-9: Salvation for her people

1 John 3:16 “This is how we know what love is: Jesus Christ laid down his life for us. And we ought to lay down our lives for our brothers and sisters.”



5. BRAVERY PERSEVERES

Daniel 6: Daily devotions and the lion’s den

Hebrews 10:36 “You need to persevere so that when you have done the will of God, you will receive what he has promised.”





How to use this material

DIRECTOR

As the director of the VBS, your main job is to run the VBS. With all the scheduling, programming, and coordinating of volunteers and materials, you will not have time to run any activity in the VBS. Recruit volunteers and delegate all the various pieces of the VBS to members of your church. This will increase excitement about the program and help your church members to get involved in reaching the children.

RECRUITING

Recruit as many people as you can from your church. Don't ask for generic help in the VBS but talk to each person directly and ask for help with one specific thing. Perhaps there is someone in your church who would feel scared to teach but would be happy to help the children with crafts.

Here are the suggested roles (10+ people):

- MC, "Master of ceremonies" – can be the VBS director
- 2 actors/ puppeteers for the camel drama, and an announcer (anyone)
- Music leader to teach action songs to children
- Teacher for the main lesson with all the children together – can be the VBS director
- Class station teacher for student books and discussion with older students
- 2 actors for Daniel and Esther in Dramas with Daniel station
- Activity leader in Dramas with Daniel station
- Craft leader
- Snack coordinator
- Game leader

With more people, you can have one or more helpers working with younger students, running audiovisual equipment, teaching the music or helpers in each station, and so on.

TRAINING

Your volunteers will be happier to do their part if they clearly understand what they are doing. Schedule a training day with videos from our YouTube channel. Give them broad information about the VBS like the schedule as well as specific information for their part in it.

<https://www.youtube.com/c/Childrenareimportant>

INVITING AND REGISTRATION

A VBS is a great evangelistic opportunity. Imagine someday meeting someone who tells you that they are following Jesus because of your VBS! Don't limit your VBS to church children. Create promotional materials and ask the children to invite their classmates and give a prize to any children whose friends come to the VBS. If you are charging a small entrance into your VBS, invite parents to provide scholarships for their children's friends so they can know Jesus, too.

Do some registration ahead of time to estimate how many children are coming to your VBS so you can gather the necessary materials.

SCHEDULE

The schedule is the same for all 5 days. Feel free to adjust this schedule as needed.

Open the day with all the students together.

Open (All together):

- Prayer
- Song (optional)
- Introduce clap / attention grabber
- Camel drama
- Songs
- Lesson

We suggest you do some songs between the camel drama and main lesson to give the children a chance to move around.

Then divide the children into groups for rotation stations.

Rotation (Age groups)

- Class in the Palace (Student books)
- Drama with Daniel
 - Drama – Daniel, Esther
 - Activity
- Crafts in the Empire

Then all the children together can participate in the closing activities.

All together, large group:

- Snack
- Songs (optional)
- Games

Close the day with a quick review of the lesson and prayer.



CAMEL DRAMAS

This VBS has 2 dramas each day! The first is a puppet show with two camels with all the children together at the beginning of the day. The second is an interview with an actor playing the role of Daniel in a station later in the day. Read more about the Daniel dramas in the information about rotation stations.

Your children will love getting to know our two camel friends in the puppet show each day! These original dramas are designed to illustrate the main point of each lesson. You will need two camel puppets (or actors) and an announcer voice backstage.

- Camelot: Goofy boy camel who likes to tease, is smelly, and is always hungry.
- Camelia: Girl camel who is a little insecure but who loves God, girly things, and dancing.
- Announcer



Feel free to change the characters' names, add jokes, or adjust these dramas according to your needs. Please note that children have an attention span of about 8 minutes, depending on their age (about 1 minute per year of age). Finish the drama within that time frame, and they will look forward to the dramas all week. And don't forget to have fun!

Make your own camel puppets using our simple patterns that you can download free on the website for this VBS. Also find a brief instruction video on how to run a puppet here: <https://youtu.be/G7NWA7VUZAI>

ATTENTION GRABBERS

Each day we have provided an action to grab the attention of the audience. Each time you say the title of the lesson, for example, "Bravery puts God first!" the students repeat the phrase while doing the actions. Teach the attention grabber to the students at the start of the day, repeat it many times throughout the day, and review the previous days' actions. Watch our videos on YouTube for a clear demonstration of the actions.

ROTATION STATIONS

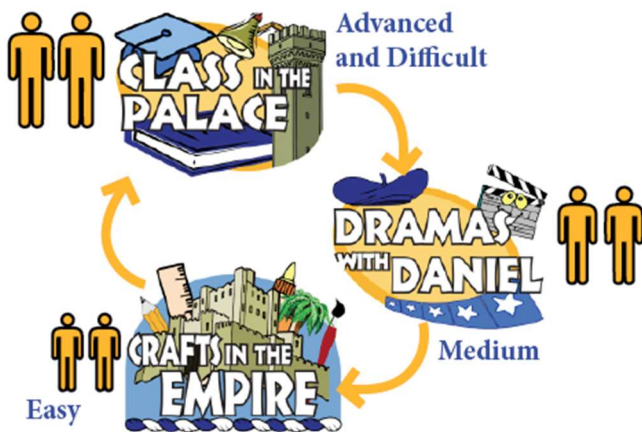
“Rotation stations” is a way to organize your VBS so that you don’t need enough glue, pencils, etc. for all the children to make a craft at the same time. Divide the children into 3 or more groups and have them rotate activities. For example, have the Advanced and Difficult classes make a craft while the Medium class works through the student book and the Easy class does the activities in the “Dramas with Daniel” station. Each station is designed for about 20 minutes. The director or someone assigned to monitor the stations watches the clock and announces when it’s time to rotate.

If space allows, keep the same activity in the same place and have the children rotate every 20 minutes. This gives the children some time to stand and move. If there is not enough space, then simply keep the students in the same places but change the activities they do. Allow them to get up and stretch or exchange seats between activities to give them a chance to move.

Example:

First 20 minutes

Advanced and Difficult



Easy

Medium

Second 20 minutes



If you have enough space, include the Games as another rotation station to divide the 4 different age groups. Schedule the snack sometime between the rotation stations.

Once you decide the schedule and location of the different activity stations, keep the same schedule each day. The children will learn very quickly and will know where to go next, often before the teachers do. 😊

Use an area with tables or benches for the Class in the Palace station.

CLASS IN THE PALACE

Puzzles

In this station, students have fun working through the puzzles in the student books. Our books are designed for these ages:

Easy – 4-6 years

Medium – 7-9 years

Difficult – 10-12 years

Advanced – 13+ years

Homework

In Camel Adventures VBS, each lesson has a small homework assignment to put the lesson into practice that day. Ask the children if they did yesterday's homework assignment, then discuss specific ways to complete today's assignment.

James 1:22 "Do not merely listen to the word, and so deceive yourselves. Do what it says."

Discussion questions


As children grow older, they begin to see the complexity of life and may struggle to apply what they are learning from the Bible story to their own life. For this reason, we have provided a question and answer section for the older students to help guide them through some of those questions and make the lesson real for them. Do not give the example answers right away, but let the students think for themselves, allowing them to remember better what they learned. If possible, do not give the answer at all but guide their discussion so they come to similar conclusions themselves. Encourage them to think of life applications for today not just historical Biblical facts. Develop an atmosphere of trust in your class so your students feel safe to tell what they think without fear of being wrong. They will grow and mature more if they respond personally and honestly to these questions.



DRAMAS WITH DANIEL

This station has 2 activities to take about the same time as the other stations. First is a drama with Daniel then an activity to help reinforce the lesson.

The children will have fun meeting our friends Daniel and Esther from the Bible. Find fun ways to dress up volunteer actors to play the roles. Daniel is a high-ranking official spanning the Babylonian, Median and Persian empires. Esther is the beautiful queen of the Persian empire. We have provided some narratives for the drama. Feel free to adjust the drama as needed or change it into an interview with the teacher. If you have enough people, you can also invite Shadrach, Meshach, and Abednego or king Nebuchadnezzar to visit.



After the drama part of the station, do the activity with the children. The activity is a fun tool that will help to put into practice what they have learned. Each activity goes with the lesson of that day. The great thing about the activity is that it is not only fun but also an opportunity for the students to think and reflect on what they would do in different situations.



CRAFTS IN THE EMPIRE

You will have fun in the Crafts in the Empire station, a time to practice creativity in artwork with the simple crafts. Each craft is designed for younger and older children alike; everyone will enjoy putting it together and giving it their personal touch.



ROYAL BANQUET

In this station you can serve healthy, delicious, and fun snacks that coordinate with each lesson. You have the option to change any ingredient to something more viable to ensure that they are easy and economic. Not only are they fun to eat, but let the children create these snacks as another fun activity to reinforce the lesson.



GARDEN GAMES

A VBS would not be complete without games! In this station, you will find fantastic games with lots of energy. The children will enjoy them and they will be easy for you to play. The games require simple, economic materials that are easy to find. Enjoy these experiences in this fun VBS.





EXTRA IDEAS



BRICK SCENE

Brick walls for decoration, simulating palace walls.



DINNER IN A PALACE

You can crown the children, decorate the table with a tablecloth. While the children enjoy a delicious snack, they will feel like they are eating in a palace.



CARDBOARD CAMEL

You can make several small camels to decorate children's benches or worktables.



ACTIVITY WHEEL

Make a roulette where you write phrases of actions that children should put into practice, put it anywhere in the room, it will be an interactive decoration for them!



FURNACE

Make a furnace from a cardboard box for lesson 2 as part of the decoration of the room. At the same time it will be fun for children.

PICTURE FRAME

Make an area for photos so that children can take a selfie.





LION'S DEN

Decorate a cardboard box by putting gray or brown paper along the sides to simulate den walls. In the background paste some images of lions and a man representing Daniel, and you will have a lion's den for lesson 5. It will be part of the decoration of your classroom and you can use it for some activity.



KING'S THRONE

Decorate a chair as if it were a throne.



PAPER GARDENS

The hanging gardens of Babylon can be inspiration for the decorations and ambiance of the classroom. The children will feel like they are in Babylon!

CUNEIFORM DECORATIONS

Make cuneiform crafts with your students and place them throughout the room as very original decorations.



PAPER FIRE

Place colorful rugs or blankets on the floor in a circle, place pillows on them and place a paper fire in the center. Use this space to tell them about the lives of the protagonists of this wonderful VBS "Camel Adventures"



1. BRAVERY PUTS GOD FIRST

Daniel 1: A new home and school

ATTENTION GRABBERS / CLAPS 1

“Bravery puts God first”

1. “Bravery” = Raise arms in a flexing motion with fists
2. “Puts God” = Clap twice
3. “First” = Point up toward the sky

MEMORY VERSE 1

Romans 12:2 “Do not conform to the pattern of this world, but be transformed by the renewing of your mind. Then you will be able to test and approve what God’s will is—his good, pleasing and perfect will.”

DRAMA 1: CAMEL RACING

Camelia enters the scene: Wow, look at all those camels! I’m glad to watch the big race. Ewww, what is that smell?

Camelot enters the scene: Sorry, I forgot to put on deodorant today. I can be potent. What’s your name, madam?

Camelia: I’m Camelia. And you, sir?

Camelot: Camelot, ready to race! I have been practicing all year: running and running and running and running (gasp!) and tripping and running and maybe sipping some water next week and Googling running gifs and running and dreaming about running and running...

Camelia: Wow, that’s a lot of running! What’s on your back?

Camelot: Robot buddy and I are number 7, see? But I can never figure out why my robot sounds like my master. Hey, I heard some of those bigger camels over there talking about a pill to be stronger and faster. I think it’s called a... Sredoid? Blefoid? Zephalapoid? (Camelot mispronounces the word steroid.) A little cheating doesn’t hurt anyone, does it? I wouldn’t get caught... I’m too fast, haha!

Camelia: But it is unfair to others. Just do your best and put God first by obeying Him and being fair to others. Besides, whether you win or not, God will be with you. Isn’t that the biggest win there is?

Camelot: (Sigh) You’re right. Well, I got to race to the starting line! (Exits stage, trips and falls) I’m ok!

Camelia: Hope it goes well! (Camelia cheers for her friend from the stage)

Announcer: And they’re off! Number 3 is starting in the lead, followed by number 1. And there goes number 27! Number 3 is struggling to keep his position. Just 100 meters to go... Number 27 has passed number 1.... Aaaaand it’s number 3 for the win! Followed closely by 27 and number 1!

Camelot enters panting.

Camelia: All of you were running so fast down the track! It was amazing to see. How did it go?

Camelot: Not even close to winning. I got 4th place.

Announcer: Wait! There is a big disruption here with a report that some of the camels have taken performance enhancers. Numbers 3, 27, and 1 are disqualified! That makes number 7 the official winner!

Camelia: Camelot, you won!

Camelot: Wow!! Praise God! Thank you for your help, Camelia. I almost lost my integrity, but now I feel so good knowing that I raced in a way that honors God. Phew! I’m so thirsty! (Dips his nose behind the stage and takes 1 small sip.) Aaaaah that’s enough water for this week. Now I’m hungry.

MAIN LESSON 1



Welcome to this VBS where we'll learn how to be brave for God! A long time ago, the Israelites were taken captive and brought to Babylon by King Nebuchadnezzar. How awful! God's people were living in a foreign country among people who didn't know God. In the same way, we live in a world where people don't know God or try to follow Him. But God was with the Israelites in Babylon and did amazing things; in the same way, He is with us now here amid this corrupt world. Everyone say, "Bravery puts God first!"

Have you ever been called names at school, or seen someone being called names? Have your teachers ever taught you things against our God? Have people ever tried to get you to do wrong things? The same thing happened in Babylon. King Nebuchadnezzar took the best young men from Israel and enrolled them in the Babylonian university so to learn how to serve in the king's service. Among them were Daniel, Hananiah, Mishael and Azariah. Everyone say, "Bravery puts God first!"

The king changed their names, taught them ideas different from God's laws, and gave them different food. These young men allowed the name calling and patiently listened to their instructors, but they stood their ground on the food because it would be directly disobeying God's commands. In the same way, the world tries to get us to lie, cheat, steal, be mean to other people, or worship things other than God. God has told us not to do any of those things and we need to obey Him despite the pressure from the world. Everyone say, "Bravery puts God first!"

Daniel was wise in the way he stood his ground. He asked the man in charge of them to test the food for 10 days to see if it worked. You can ask God for wisdom about how to stand your ground and obey Him. Everyone say, "Bravery puts God first!"

After college, these young men entered the service of the king, working in government and administration. They did such a great job that they got promoted to high positions in the kingdom where they were able to make things better for all the people. Jesus says that we who believe in Him are a light for the world. God is going to place you where you can best show God's light to the world, whether you go into politics, business, engineering and technology, medicine, raising children at home, sports, pastoral ministry, missions, teaching, or administration. God will use you starting even now at school, at home, and in your neighborhood to make the world better for others. No matter what you do, put God first and obey Him no matter what. Everyone say, "Bravery puts God first!"

ROTATION STATIONS



CRAFTS IN THE EMPIRE 1



Heart



Materials

- *Curly ribbon, 50 cm
- *Paper heart
- *Banner with Bible verse
- *Glue
- *Colors





Instructions

*Cut out the heart and flag. Color them with your favorite colors.


*Glue both ends of the ribbon to the back of the heart to form a loop. Glue the flag piece in the center of the ribbon.



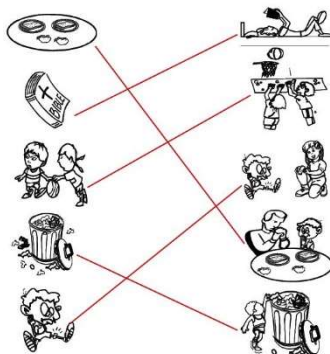
CLASS IN THE PALACE 1



R	A	Z	Z	E	N	D	A	H	C	U	B	E	N
Y	B	S	W	I	S	A	D	O	M	R	O	F	Y
R	R	A	T	R	A	N	S	F	O	R	M	E	D
E	L	R	B	E	L	I	M	W	D	E	L	I	B
V	I	A	V	Y	A	E	R	F	S	C	R	C	A
A	G	B	A	B	Y	O	N	T	O	A	H	B	
R	H	A	F	O	O	Z	F	I	R	V	E	Y	
B	T	H	G	T	F	Z	N	O	E	R	S	A	L
W	O	T	P	U	R	R	O	C	O	P	B	I	N
N	E	B	U	K	A	N	C	Z	R	D	R	A	O



5	1
14	4
6	7
12	11
8	13
9	2
10	3



QUESTIONS AND ANSWERS 1

1. What wrong things seem to be “OK” because “everybody does it”?

Examples: Stealing candy, tossing trash, lying to avoid punishment, making promises that you can't fulfil.

2. Why did the chief of the royal court officials select these boys? What did God see in them that was different than what people saw in them?

They were the best and smartest of the Israelites. Daniel 1:3-4. God found them to be faithful to Him. He was the one that gave them their abilities. Daniel 1:17

3. What has God given you?

Examples: Gal 5:22-23 fruit of the Spirit, talents, abilities, heritage.

4. What does “putting God first” look like?

Examples: confession & restitution, reconciliation with others, obeying God rather than friends.

5. Who were the people in the story?

Answer: King Nebuchadnezzar, Daniel, Hananiah, Mishael, and Azariah (or Belteshazzar, Shadrach, Meshach, and Abednego)

ASSIGNMENT 1

Think of something that is difficult for you to obey God. Ask God for help, then obey Him all day.



DRAMAS WITH DANIEL 1



Teacher: How exciting that Daniel has taken time out of his busy schedule as a high-level official in the empire to come tell us about his life. Everyone, please welcome Daniel.

Daniel: Hello, everyone. I'm Daniel, and it's nice to meet all of you. It was exciting to me when my assistant told me we were scheduled to have an interview with a class full of students. You have so much potential! You have no idea what wonderful things God has in store for you. I had no idea what God's plans were for me. Let's see... when I was young, I and my friends lived in Israel. We were God's people, but many Israelites were worshiping false gods that can't hear or speak or do anything. I came from a family of nobility, and we heard all the news about king Nebuchadnezzar who was conquering nations to the east of us. The leaders of the community kept saying, "We certainly won't be conquered." They were listening to false prophets who claimed that God would protect you no matter what you do and that you can disobey and do whatever you want. Jeremiah and a few others kept saying that we were going to be conquered by Nebuchadnezzar and taken into exile. I assumed that we were going to die or become slaves... so imagine my surprise when they took me and some of my friends to the Babylonian university! We were to study for a 3-year degree then serve the king. We decided to do our best in whatever situation God had put us in. It was hard sometimes, like when they changed our God-honoring names for names that honored false gods, like my new name Belteshazzar. I couldn't even pronounce it at first. And they had a lot of weird religions in the school. But when they told us to eat food that we weren't supposed to, we decided it was crossing a line. We decided to put God first no matter where we are and to obey God even if we were the only ones. The man taking care of us was scared to change our food. I asked him to try it just for a few days, and it worked! God was with us and helped us. We were healthier than the other young men, and God helped us to do well in school. After graduating, we had a job interview with the king. It felt like that time when my family went to visit the king of Israel with all the pomp and protocol, but the protocols were a little different in Babylon. Anyway, the king took us into his service, and we have been serving in the empire ever since.

Teacher: Did you know in the middle of everything that you would become a high ranking official in the empire?

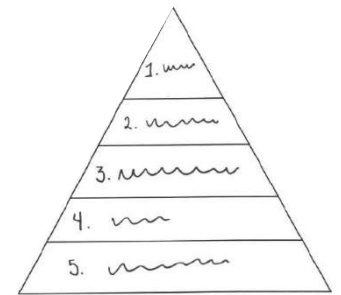
Daniel: No, not at all. Don't try to become someone great but focus on putting God first and doing your job with excellence and integrity. People will notice, and God will, too.

Teacher: Thank you so much for coming, Daniel! I know you have a busy schedule running the empire. We'll see you tomorrow

ACTIVITY 1

Priorities

Give each child a paper to draw a pyramid like the example picture and write their top 5 priorities in life in the pyramid. Before writing the first one, encourage them to put God as top priority. Remind them what the Bible says about God (He is our Savior, Guide, Strength, that He is good and loves us as we are, etc.) Then the children can go on writing and sharing with others their other priorities.



ROYAL BANQUET 1

Sandwich Crown

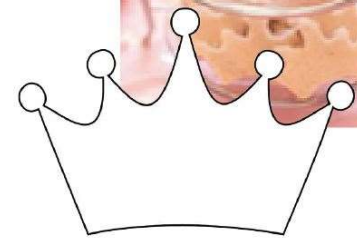



Ingredients:

- Bread from a loaf
- Paper
- Knife
- Stuffing of your choice (Ham, vegetables, or jam)

Instructions:

1. Make a paper mold of a crown.
2. Make a sandwich with two pieces of bread and your filling.
3. Place the paper crown mold onto the sandwich and cut the sandwich.



Ready! Now we can enjoy our first royal banquet!



GARDEN GAMES 1



Being the light of the world

Divide the class into two teams. Hide a lit lamp under something thick that does not allow light to penetrate (with caution for fire hazards). Then, turn off the main light of the room and let a child from each team go looking for the light. Repeat the game to give the other children a chance to play. Explain that Jesus Christ told us that we are the light of the world, that we should not hide that light but continue to obey God in all circumstances. We must be brave for God!



Camel says...

The teacher or a child takes a turn to be the "camel." That person leads everyone in an action, for example, turning, jumping on one foot, or growling like a camel. When he says "The camel says ..." before the action, all other children must do the action or they are out of the game. If he does not start with "The camel says..." then all other children should not do the action, and anyone who does the action is out of the game. Give several children a chance to take turns as the camel. Make the instructions faster to make it more fun.



2 BRAVERY TRUSTS IN GOD

Daniel 3: A test of fire

ATTENTION GRABBERS / CLAPS 2

“Bravery trusts in God”

1. “Bravery” = Make fists and fist-bump a partner
2. “Trusts in” = Fist-bump again above then below
3. “God” = Point toward the sky to one side with both hands

MEMORY VERSE 2

Psalm 47:2 “For the Lord Most High is awesome, the great King over all the earth.”

DRAMA 2: CAMEL IN WAR

Camelot: (Marching back and forth across the stage) Hut! 2, 3, 4, Hut! 2, 3, 4...

Camelia: What are you doing?

Camelot: I’m marching. Haven’t you seen a march before?

Camelia: Not the way you’re doing it.

Camelot: Well, they’re recruiting for a new camel unit in the military today. Apparently, the enemy’s horses are scared of our smell.

Camelia: Oh no, you’re so stinky that they have to take you!

Camelot: I know, but I really don’t want to go into battle. I mean, I want to help my country, but I don’t want to hurt anybody either. I don’t know what to do! Well... more than normal.

Camelia: What are you going to do?

Camelot: I was thinking about flying, but I’m scared of heights. Oh, I could hide so they can’t find me. (Dips partially below the stage curtain so his head and ears are visible.)

Camelia: Um... I still see you.

Camelot: Woah! You must have X-ray vision. I could disguise myself as... a peacock! (Hold a hand fan behind Camelot)

Camelia: A big, hairy, ugly peacock.

Camelot: Hey! That’s not nice to say about peacocks! Well, it’s no use. I can’t think of any way to get out of it.

Camelia: You could pray and ask God for help! Even if we can’t think of a way, He can.

Camelot: Dear God, please help me and save me! Whatever happens, I trust You. Oh, it’s time. I have to go. (Exits stage)

Camelia: Yes, God, please help him.

Announcer: Some time passes...

Camelot enters the scene: Wow that was a crazy battle!

Camelia: You went to war? I thought God would keep you out of it.

Camelot: Yeah, me too. But it turns out that I’m so stinky that no one would come near me, so I didn’t hurt anyone!

Camelia: (Chuckles but tries to stop) I’m sorry. That’s not funny, but it is great that it worked out for you!

Camelot: Since no one was close enough to fight, we just went around saving people instead. One guy had fainted.

Another guy stubbed his toe so bad that he had to get stitches.

Camelia: Woah, that’s bad. I couldn’t imagine stubbing my hooves that bad. What’s that you’re wearing?

Camelot: They awarded me a medal for saving people. Anyway, I’m glad the battle is over. The food was good, but I miss the grain from home. Speaking of which, I’m hungry.

MAIN LESSON 2

Welcome back to this VBS, where we are learning to be brave for God. Last time we learned to obey God no matter what. Today we will learn what happens when there are consequences for standing your ground like that. King Nebuchadnezzar made a huge gold idol and told his officials that they had to bow down and worship it. God said to worship and serve Him only. Again, our friends Shadrach, Meshach, and Abednego (the king changed their names from Hananiah, Mishael, and Azariah) stood their ground and refused to disobey God. Everyone say, "Bravery trusts in God!"

The king gave them one last chance, threatening to throw them into a fiery furnace if they wouldn't worship the idol. They said, "Our God is able to save us. But even if He does not, we will not worship the idol." Our God is the greatest, most powerful being in the universe, and we need to obey Him. God also promises to reward us in heaven for all eternity for everything we do for Him on earth. God is the only one we need to fear, but He loves us and is powerful enough to save us from anything, even death! Shadrach, Meshach, and Abednego recognized that and trusted and submitted themselves to God to save them however He wanted, whether on earth or in heaven. Everyone say, "Bravery trusts in God!"

King Nebuchadnezzar was so furious that he had the furnace heated 7 times hotter and had Shadrach, Meshach, and Abednego thrown into the furnace! We might think that God should have saved them before they were thrown into the furnace. Sometimes we think God should fix our difficult situations like a bully at school, difficulty in studies, a parent getting cancer, or a big move to another city. Sometimes He does, and we should ask Him to. In this story, He did not keep them out of the furnace, but they could still trust Him. Let's see what happened! Everyone say, "Bravery trusts in God!"

To Nebuchadnezzar's astonishment, he saw them walking around in the fire unharmed together with a fourth man who he said looked like "a son of the gods." God was with them inside the fiery furnace! So, too, even while you go through difficult situations, God will be with you right in the middle of them. God promised us that He will never leave us nor forsake us. In fact, God is often closer and more present in the hard times than in the good times, and He can use them to show His power in our lives. See how much God loves us! Everyone say, "Bravery trusts in God!"

Shadrach, Meshach, and Abednego walked out of the fire unharmed and without even the smell of smoke on them. With God's help, you can come out of a difficult situation without bitterness, anger, fear, or resentment but instead full of God's love, joy, peace, and forgiveness. King Nebuchadnezzar recognized that our God is the Most High God. Someday Jesus will come back, and the whole world will bow down before Jesus Christ and confess that He is the King of the whole universe.

Our sin, everything we do wrong separates us from God. Jesus paid the price for our sin by dying for us on the cross then coming back to life. Anyone who trusts in Jesus will be saved forever, but anyone who does not will not. Will you put your trust in Jesus today and ask Him to save you from your sins and be Lord of your life forever? Pray: "Lord Jesus, I know that You are the King of the whole universe. Jesus, will You please forgive me of my sin and be Lord of my life? I trust You to save me forever."



ROTATION STATIONS



CRAFTS IN THE EMPIRE 2

Furnace




Materials

- *Paper furnace base
- *Paper flame shapes
- *Colors
- *Glue



Instructions

- *Cut out the furnace and flames. Color the center part of the furnace with the flames and the people (remember that the people were unharmed).
- *Color the flame shapes with orange, yellow, and red to look like hot fire.
- *Fold the edges of the flame pieces and glue them onto the furnace so that they open like a door.





CLASS IN THE PALACE 2



B	F	U	R	N	I	C	E	S	U	N	R
A	S	H	A	D	R	A	C	H	B	E	N
B	B	N	F	U	R	N	A	S	G	O	I
E	R	E	B	O	S	S	N	U	A	O	I
N	A	S	D	F	U	R	R	K	L	M	T
D	V	H	O	N	S	R	U	I	V	I	I
N	E	A	N	J	J	F	I	A	T	M	
E	R	C	A	C	J	G	S	I	T	O	B
G	Y	H	T	Y	E	B	O	S	I	D	U
O	G	I	V	E	N	R	E	K	M	S	
J	O	T	R	U	S	T	I	G	N	R	E
N	B	R	A	V	E	S	H	F	A	D	C

58



ASSIGNMENT 2

Note any moments where you feel or think about God being with you today and tell your teacher about it tomorrow.

QUESTIONS AND ANSWERS 2

1. What was the punishment for not worshiping the golden idol that the king made?

The punishment was to be thrown into a fiery furnace.

2. If God doesn't rescue Christians out of trouble, what does that prove?

A few possible answers: A test of faith, to show his power to save, to allow us to experience Him by our side walking through the problems with us, to be a testimony to others of our faith.

3. What types of troubles would cause God to leave you?

Heb 13:5 "Never will I leave you; never will I forsake you."

Sin separates us from God, but through Jesus we are reconciled to Him. To experience Him with us all the time, no matter what troubles we get into, we must accept Jesus as our Savior.

4. Who was inside the fiery furnace?

Shadrach, Meshach, Abednego, and God = 4. There weren't any lions.

5. How can you be saved?

You can pray: "Lord Jesus, I know that You are the King of the whole universe. Jesus, will You please forgive me of my sin and be Lord of my life? I trust You to save me forever."



DRAMAS WITH DANIEL 2



Teacher: Welcome back, Daniel!

Daniel: Thank you. I'm glad to be back with you, and I'm excited to talk about our great God and a crazy story with my friends Shadrach, Meshach, and Abednego. I remember that day they came home shaking with excitement. King Nebuchadnezzar built an enormous statue and had the government officials worship it at the dedication ceremony. Oh, if only people could recognize that a statue cannot be a god because it cannot see or speak or do anything. But people throughout history have always worshiped very small things. My friends refused to worship the statue. They hoped not to get caught, but some other men told the king. We were always different from the people around us, and they didn't like us for it and sometimes tried to tear us down. Don't worry when the people around you don't agree with what you are doing. You need to decide whose opinion is worth caring about, especially as a child or young person. Choose wisely who you spend time with. I'm grateful to God for my friends Shadrach, Meshach, and Abednego. We have always encouraged each other to follow God, and I'm really impressed with their bravery. Sometimes they need my encouragement and sometimes I need theirs. Try to find friends like that. Well, they were caught, and the punishment was to be thrown into a fiery furnace! When they refused and trusted their lives to God no matter what, the king was so furious that he had the furnace heated even hotter so that it killed the men who threw my friends into the furnace.

But my friends lived! I was so astonished when they were telling me the story, because they looked just the same. There was no smoke or singed hair or clothes or anything. It impressed the king, too. He praised our God and recognized that our God is the most-high God in charge of all things. I think the most remarkable thing was that there was a fourth man in the fire. The king said he looked like a "son of the gods." I'm not sure if it was an angel or who it was, but obviously God was with them in the fire. I almost wish I had been there just to see what it was like. Someday, I will get to see God in heaven. Anyway, I'm glad to have such brave friends who trust God. The king and everyone else are always impressed



when they see how dedicated to God my friends are. It makes them feel like they have something missing. Who knows? Maybe some will turn to our God because of it and stop worshipping such small things.

Teacher: Is it true they would have been OK if God didn't save them inside the furnace?


Daniel: Yes, that's the level of dedication to God my friends have. We know we will be with God forever someday in heaven. I would have missed them dearly, but would be looking forward to joining them, too. But God decided to save them in this way instead, and the king commanded everyone in the empire not to say anything bad against our God. Our God is great, and He will be praised by all people.

Teacher: Thank you for coming again, today.

ACTIVITY 2

I trust

The group forms a circle. One person begins by saying "I trust God when I see a new day." The next person says, "I trust God when I see a new day and my dad smiles." Each person repeats the list and then adds one more thing. The goal is to be able to remember all the things that people have said before you.



If there is time, play again saying the opposite. "I trust God even when I don't see a new day, or my dad does not smile."



ROYAL BANQUET 2

Fruit fire



Ingredients:

- Grapes
- Yellow or orange fruit or vegetable (Mango, pineapple and / or carrot)
- Pretzels (or some crunchy thing that can simulate wood)
- Knife
- Dish

Instructions:

1. Cut the yellow fruit in the form of fire flames (spikes)
2. Place the fruit on the plate with grapes around it to simulate rocks.
3. Add the pretzel or fried foods you have chosen to simulate wood.



Ready! We can enjoy our fire without burning!

Let's not forget that ... just as God was with them inside the furnace, God is with us in difficult situations!



GARDEN GAMES 2




Camel dance

Play music and make the children dance like camels. You can show a video of a camel dancing to give them the idea. When you stop the music, all children should stay frozen. The child who moves is out of the game and must sit down. Play the music again and repeat it until there is only 1 winner.



Tug-a-war...

For this game you need a very thick rope that does not hurt the hands of children. Form teams according to the number of children present (such as 4 or 6 teams). Two teams play at the same time, trying to pull their side of the rope so that the middle of the rope crosses a marked goal on the floor. Make a competition until there is a winning team.



3. BRAVERY TELLS THE TRUTH

Daniel 4: A dream with bad news

ATTENTION GRABBERS /CLAPS 3



“Bravery tells the truth”

1. Put hands to mouth like a megaphone
2. Move head in a big circle while saying, “Eeeeeeh ooohh”
3. Move hands in hip hop motions while saying, “Can you hear us?”

MEMORY VERSE 3



1 Corinthians 13:6 “Love does not delight in evil but rejoices with the truth.”

DRAMA 3: CAMEL DANCING



Camelia: Camelot!! Help, Cameloot!!

Camelot enters the scene quickly: What!? What?? Is there a spider? Has a giant sea monster come up out of the deep? Where’s the fire? I’ll spit on it! (Prepares to spit)

Camelia: No, no. To put on my dance shoes. (Hold up some feminine shoes)

Camelot: Why would I wear your shoes?

Camelia: No, not on you. On me! It’s almost time for me to perform.

Camelot: Perform? Did you not tell me about your mysterious past as an acrobat or an opera singer?

Camelia: I’m in the camel dancing competition, of course! I’m so excited. The difficulty is in pointing my toes on top of the platform.

Camelot: Here, let me try. (Hops up and down a little, then tips over and falls behind the stage) Aaah! *Crash*

Camelia: See? It’s hard! But I can do it because I’m really good at dancing. I don’t even have to practice because I’m super talented. I got up to this level of competition all by myself.

Camelot: Your boasting is not good.

Camelia: But it’s true!

Camelot: The truth is that God gave you your talent, and your owner helped you practice and improve through all the other competitions.

Camelia: Just you watch. I’ll win this competition easily.

Camelot: I’ll bring tissues. And some bandages!

Camelia storms off.

Announcer: After the competition...

Camelot is sleeping and snoring.

Camelia comes in crying loudly.

Camelot: What’s wrong? (Gives Camelia a handkerchief)

Camelia: (Blows nose on tissue. Crying, wailing loudly...) I didn’t winnnnn! The judges weren’t fair. I should have won! The other camel tripped twice! And my routine was perfect! Well, I only tripped once... ok, maybe 3 times. 4. (Sigh) 7. But still, I should have won!

Camelot: So, you tripped 7 times and think you should still have won? Then I would have tripped 100 times and won!

Camelia: Hey! I--- Well— No, this is different because-- Oooohhh. You’re right. The judges were fair. I just did awful and lost! (Cries again, wailing loudly)

Camelot: Your crying like that is still pride and self-pity, Camelia. Here, let’s think about the truth again.



Camelia: (Sniffs) What do you mean?

Camelot: Say this with me. The truth is, I belong to Jesus. My abilities come from God. He gave them to me, and He could just as easily take them away... but nothing changes my value or how much He loves me. I will not pout about what happened but will learn from it and ask God for help to do better next time.

(Camelia repeats along with Camelot)

Camelot: Feel better?

Camelia: Yeah, a little.

Camelot: Good, because I was in the middle of a nap... But now... I'm hungry!

MAIN LESSON 3

Welcome back to this VBS! Remember, bravery puts God first and trusts in God. Now everyone say, "Bravery tells the truth!"

King Nebuchadnezzar had a dream about a giant tree that shaded and cared for the whole earth. Then the tree was cut down, and the messenger said he would eat grass and his hair and nails would grow long. The king called our friend Daniel to interpret it, because everyone knew that God was with Daniel. God revealed the meaning of the dream to Daniel, and it meant that the king would go crazy and think he was an animal. Imagine how scary it would be to stand in front of the most powerful king in the world and have bad news for him. What would you do? Would you lie with a favorable interpretation or tell him the truth? Everyone say, "Bravery tells the truth!"

Daniel told the king the truth about the bad news. Not only that, but he respectfully suggested that the king repent. Jesus came with grace and truth, too. He loved people so much that He confronted our sin and never said any sin was OK. Then Jesus paid for it all by dying on the cross, and He asks us to believe in Him and repent and change what we do. In the same way, we need to speak the truth to others in love. Everyone say, "Bravery tells the truth!"

A year later, the king looked at his palace and said that he had built it in his own power and for himself. It is so easy to get caught in the trap of pride when you get good grades in school, get praise from people, live in a big house, do well in sports, or achieve anything. Pride says you did it, but the truth is that God gave you your abilities. Pride thinks you are powerful, but the truth is that God directs your whole life. Pride thinks success is for you, but the truth is that it is for God's glory and the benefit of others. Everyone say, "Bravery tells the truth!"

Immediately after his prideful speech, the king went crazy! He lived outside and ate grass like the ox and his hair and nails grew long. After a long time, the king looked up to heaven and told the truth: that God is sovereign for all of time. It can be scary to admit that we are not in control and that life is not about us. Everyone say, "Bravery tells the truth!"

After the king recognized God's power and sovereignty, he was not only restored to his kingship, but his empire grew, and he became even more powerful. Then the king did something amazing. The most powerful king in the world wrote a letter to all peoples on earth and shared a true story about his powerlessness and praised our powerful God! When God does something in your life, tell everyone about it even if the truth makes you look bad. God will be praised and will reward you for it for all eternity, and your story could benefit others, too. In Revelations we learn that we win against the enemy by the blood of Jesus and the word of our testimony and by not loving our own lives. We win by telling the truth. Everyone say, "Bravery tells the truth!"

ROTATION STATIONS



CRAFTS IN THE EMPIRE 3

Babylonian hat




Materials


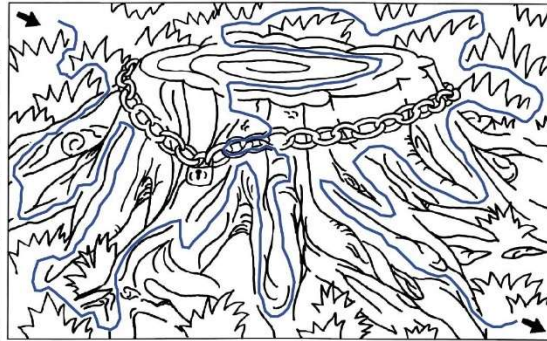
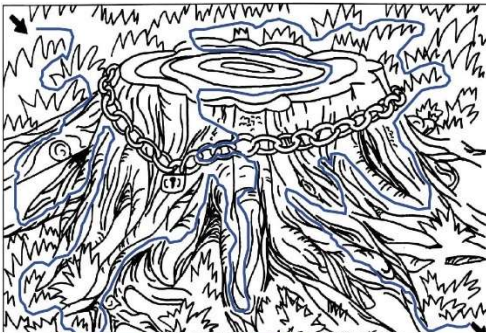
- *Paper pattern
- *Colors
- *Glue
- *Curly ribbon, 50cm

Instructions

- *Cut out the hat pattern. Color it.
- *Fold along the dotted lines to make the hat overlap itself slightly as though it were 3 separate pieces.
- *Attach curly ribbon to the holes on either side to tie it onto the head.
- *Decorate with glitter.



CLASS IN THE PALACE 3



D	G	R	A	S	S	A	V	I	O	R
M	R	T	H	G	I	L	E	D	T	I
T	A	E	B	U	S	H	Y	A	N	G
R	B	R	A	V	E	R	Y	N	E	H
U	P	P	J	M	J	E	S	I	P	T
T	S	E	J	O	I	C	E	E	G	
H	A	E	I	L	T	V	M	L	R	L
V	R	T	V	D	A	L	G	I	A	
T	G	N	G	I	E	R	E	V	O	S
J	E	L	S	P	R	J	E	S	U	S

2	2	2	4	0	3	2	2	2	3
1	1	1	1	1	1	1	1	1	1
1	1	1	1	1	1	1	1	1	1
1	1	1	1	1	1	1	1	1	1
1	1	1	1	1	1	1	1	1	1
1	1	1	1	1	1	1	1	1	1
1	1	1	1	1	1	1	1	1	1
1	1	1	1	1	1	1	1	1	1
1	1	1	1	1	1	1	1	1	1
1	1	1	1	1	1	1	1	1	1



QUESTIONS AND ANSWERS 3



1. Why did King Nebuchadnezzar ask Daniel what his dream meant?

Everyone knew that God was with Daniel. Daniel had shown that he believed in God.

2. What could the other advisers have told the king that would have been a happy meaning for his dream?

Possible examples: A tree brings shade, protection from the hot sun and from troubles.

Eating grass could be going on a diet and getting healthier. Growing long finger nails could mean a life without stress.

That the bad news from the dream applied to someone else.

3. What do you have that really came from God?

Accept all answers from students, suggest talents & personality, heritage.

4. In the end what did the king realize?

That God is sovereign all the time.

5. In what ways are God's power and authority similar or different from your government's?

Authority over an army... God has angels, the government has soldiers. God has commandments that we can choose to follow. The government has laws that we must follow. When convicted of wrong doing, the government punishes people, like in prisons; God sent us His Son, Jesus, to pay for our wrong doings so we don't have to be punished.

Sometimes governments change; God never changes. God's future for us is living with Him in Heaven, the government cannot do anything for our eternal future.

ASSIGNMENT 3



Avoid saying the word "I" for the rest of the day. Each time you are tempted to use the word, "I," tell yourself "it's not all about me," and focus on others instead.



DRAMAS WITH DANIEL 3



Teacher: Welcome back, Daniel!

Daniel: Thank you. It's good to be back. Today I have another remarkable true story. I was busy working in government administration one day when king Nebuchadnezzar called me in. He had had the kind of dream that feels so real that you never forget it. God had helped me interpret a dream for the king before. When the magicians and enchanters couldn't figure it out again this time, he called me in. He said I have the spirit of the gods in me. He doesn't understand



much about my God, but he recognizes that God is with me. He told me his dream about a huge tree that covered the whole earth, how it was cut down and bound with iron and bronze, and about the decree of the messenger from heaven saying that he would live outside and eat grass and have the mind of an animal. As he was telling me, God gave me the interpretation and I understood that it was bad news for the king, that he would lose his mind, go crazy thinking he was an animal and live outside for a time before being restored to kingship.

Teacher: That would have been terrifying to have bad news for the king. Did he get mad at you?

Daniel: Yes, it was scary. I have gained a lot of his trust over the years, but it was still risky. But I knew that the best thing for him was to tell him the truth to give him a chance to repent. I suggested he renounce his wickedness and be kind to the oppressed. A whole year went by and everyone had forgotten all about it when the king suddenly lost his mind. I wasn't there to hear how it happened, but he wrote a letter to the whole kingdom explaining everything. He had bragged arrogantly how he had built the kingdom and that all the majesty was for him. After a long time, he came back healthy and sane, and right away he was king again. Then he wrote a letter to the whole kingdom explaining all these things.

Teacher: He told the kingdom how he had lost his mind? Wow, he could have lost a lot of respect.

Daniel: He was so impressed with my God that he wasn't worried about that. When you recognize how great God is, His opinion becomes the only one you care about. He told the truth and hid nothing in the letter and praised the most-high God, recognizing God as the ultimate authority in charge of all kingdoms of the earth. It greatly encouraged us Jews throughout the empire to see God working here, even while we were in exile. Sometimes we think we must stand up for God or that He is limited to working in us, but then He does something like this and stands up for Himself, and it leaves us in awe.


Teacher: Thank you, Daniel for coming with us again today. Tomorrow Esther is coming to visit us, but we get to see you in a couple days, right?

Daniel: I wish I could be here tomorrow to hear Esther's story, but I look forward to seeing you all in two days.

ACTIVITY 3

The object of telling the truth

Children sit in a circle or half circle. An object is passed around the circle. The child who receives the object has to tell the truth about themselves (example: I do not like to eat bananas because of the texture) the child has to keep telling truths about himself until his neighbor decides to take the object. Keep the object moving and don't let anyone's turn be longer than a minute.





ROYAL BANQUET 3

The tree from the king's dream



Ingredients:

- Banana
- Green fruit and / or vegetables (grapes, sliced cucumber or lettuce)

Extra:

- Ham
- Carrot strip



Instructions:

1. Place the banana on a plate so that it simulates the trunk of a tree.
2. Add the green fruit on the top simulating the leaves of a large tree.

Extra:

1. Make two ham rolls and place them in simulation to the wings of a butterfly
2. Place the carrot strip simulating the body of the butterfly.

Now to enjoy the tree from the king's dream!!



GARDEN GAMES 3



Hot potato

Form a large circle with all the children, or one with the boys and one with the girls. Give them 1 balloon, ball, or any object for every 15 children to finish the game faster. When you put the music on, the children quickly pass those objects to the partner on their right with the intention of not having them on hand for a long time. When the music stops, children who have objects at hand are out of the game. Play quickly until there is only 1 winner.

Cookie face

Select several children to play on the scene and give each one a cookie. The game starts with the cookie on the top of the head. When the game starts, the player moves the cookie to his mouth using only the muscles in his face. If the cookie falls, the player loses the game. Each player has 1 minute per cookie. Whoever manages to bring two cookies to his mouth in less than two minutes will win.



4 BRAVERY PUTS OTHERS BEFORE SELF

Ester 3-9: Salvation for her people

ATTENTION GRABBERS / CLAPS 4

“Bravery puts others before self”

1. With a partner, clap right palms together, then the back of the hands, then the front again
2. Make a fist and hit fists above, below, then above again
3. Point to the sky and move shoulders and elbows down three times

MEMORY VERSE 4

1 John 3:16 “This is how we know what love is: Jesus Christ laid down his life for us. And we ought to lay down our lives for our brothers and sisters.”

DRAMA 4: CAMEL BEAUTY CONTEST

Camelia: Ooohhhh, I’m so nervous!

Camelot: Why are you nervous, Camelia? I’m sure you will do fine.

Camelia: There is no way I’m winning this beauty contest! The dancing competition was one thing, but this is way different. Oh, if only I didn’t have such a big nose and such big feet! All the other girls back home always laughed at me for having a bigger nose and feet than anyone, even the boys! What will I do, what will I do?

Camelot: Leave a big footprint on the world? Win at kick-boxing?

Camelia: Hey! I really want to win because my owner plans to donate all the winnings to charity. This is important!

Camelot: Don’t you know that who you are on the inside is more important than what is on the outside?

Camelia: Really? But what about my nose??

Camelot: Don’t think about your nose. You are here to be the best camel you can be and to be kind to others so they can know about God! Focus on being kind and thoughtful.

Camelia: But what about my looks?

Camelot: Here, let me try putting some make-up on your face. (Puff some powder into the air, enough to be visible to the children. Camelot and Camelia both cough and sneeze.) Maybe not that. How about some Botox injections?

Camelia: No, that’s cheating and will get me disqualified!

Camelot: Here, I can put some eyeliner on your eyes... (Camelot awkwardly approaches Camelia with some eyeliner in his mouth...) Don’t move.

Camelia: Ack! No, that’s not necessary. Thank you for encouraging me, though. I think I’ll go to the beauty contest just the way God made me, and I’ll focus being kind and thoughtful to others like you said. Oh, it’s my turn now.

Camelia exits the stage.

Camelot: Let me know where the food is, since you can smell it from a long way away! Heehee! I’m hungry.

Announcer: And the winner by 19.7 points is.... Camelia! Noted for her exceptional nose and feet, both of which are crucial features in camel beauty contests.

MAIN LESSON 4

Welcome back! Today we'll learn a bit more about bravery. The Babylonian empire was conquered by the Medes and the Persians. Sometime later, King Xerxes hosted a big party to show off his kingdom. At the big party, Queen Vashti disobeyed. The king deposed her and looked for another woman to replace her. A young Jewish woman named Esther was beautiful and had a quiet and gentle spirit that was beautiful to everyone around her, and the king made her queen. Remember our friends in earlier lessons? They were given high positions for God's glory and the benefit of others. This story is no different; Esther's beauty and her position as queen were for the benefit of others. Everyone say, "Bravery puts others before self!"

An evil man named Haman had in mind to kill all the Jews. He convinced the king to decree for all the empire a certain day where everyone could kill the Jews. Everyone was distressed! Esther's uncle Mordecai, who had raised her, told Esther about it and asked her to intervene. It was scary, because anyone who approached the king without being summoned was put to death! Mordecai reminded her that perhaps she had become queen so that she could save her people. You can be brave by telling others about Jesus so they can spend eternity in heaven, standing up for someone who's being taunted, encouraging each other to follow Jesus instead of doing wrong, telling the truth when it hurts, or doing something nice for someone lonely even if people talk bad about you. Everyone say, "Bravery puts others before self!"

Esther asked Mordecai and the Jews in the city to pray for her. When you see something that you need to do that's scary, pray to God for bravery and for help! Then Esther did the incredibly brave thing and stood before the king. To her great relief, the king held out his scepter to spare her life and asked her what she wanted. She invited him to a banquet, then at the banquet, she invited him to a second banquet. Perhaps she was scared in the moment to tell him about Haman, or perhaps she had it planned already. We don't know. But bravery doesn't have to be perfect. What if you are so scared that you vomit? It's OK! Go to the bathroom and vomit, then come back and do good for others anyway. The more scared you are, the braver you are when you do something good. Everyone say, "Bravery puts others before self!"

The king listened to Esther and hanged Haman on the gallows that Haman had built for Mordecai. The king also gave the Jews permission to defend themselves. Instead of the evil that Haman had in mind, the Jews had the advantage throughout the whole empire. Then the king made Mordecai the second-in-command of the whole empire, where he worked for the good of all the Jews. Maybe that's not exactly how things will happen when you do something brave. It may not work out like you want. But when you bravely put others before yourself and stand for God in love, the rightful King Jesus of the whole universe will be exalted in your life. Everyone will see Him at work in you, and someday they will all praise God for your good deeds, and you will receive praise from the almighty God. Everyone say, "Bravery puts others before self!"

ROTATION STATIONS



CRAFTS IN THE EMPIRE 4

Picture frame




Materials

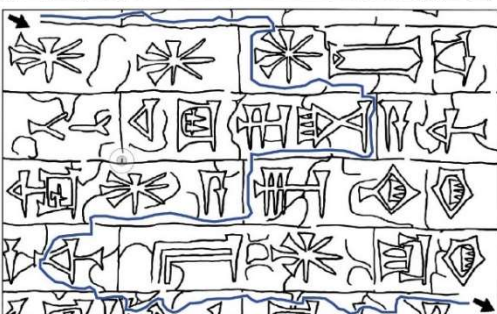


- *Frame pattern out of foamy or color paper
- *3 paper crowns
- *Letters "I am brave"
- *½ drinking straw
- *Curly ribbon
- *Glue

Instructions

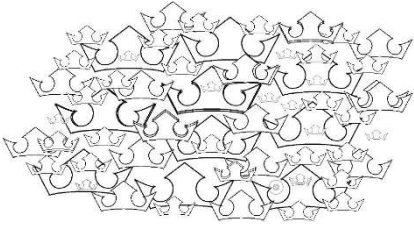
- *Cut out the frame pattern and remove excess pieces.
- *Fold it in half and glue 3 of the 4 edges. Leave the 4th edge open to insert a picture and leave the bands on top open to insert the straw.
- *Consider printing photos or having the children draw a picture of Esther to insert into the frame.
- *Decorate the crowns and the letters "I am brave."
- *To finish it, insert the straw into the bands on top and tie a curly ribbon on both sides of the straw to hang the picture frame.



CLASS IN THE PALACE 4



P	A	Y	D	I	S	O	B	E	Y	N
O	E	B	A	N	Q	U	E	T	A	M
L	G	R	W	J	E	W	Z	M	Y	E
L	V	A	S	T	I	F	A	O	I	D
E	R	V	L	I	E	H	E	R	T	S
L	E	E	Q	L	A	L	L	D	H	C
C	H	R	B	U	O	N	L	E	S	A
N	T	V	A	J	E	W	S	C	A	R
U	S	E	D	E	M	E	S	A	V	E
S	E	X	R	E	X	G	N	I	K	D



QUESTIONS AND ANSWERS 4

1. What are the names of the people in today's Bible story?

King Xerxes, Queen Vashti, Esther, Haman, Mordecai

2. What scares you?

Possible answers: darkness, spiders, snakes, dogs, weapons, strangers, loud noises, loss of popularity, bullies, changing homes or schools.

3. What brave thing did Esther do?

She applied to be queen, she risked her life by going to see the king without an invitation, she invited him to a banquet, she told him of Haman's plan to kill all the Jews.

4. What brave things can you do?

Tell others of your faith in God, stand up against bullies at school, be honest with your parents.

5. Why didn't King Xerxes just change his decree that Haman talked him into: a certain day for killing all the Jews in the country?

The Babylonian empire was conquered by the Medes and Persians and their laws were unchangeable.

ASSIGNMENT 4



Practice bravery and tell somebody that you are a Christian.



DRAMAS WITH DANIEL 4



Teacher: Today we have someone else coming to visit us. Everyone, please welcome Queen Esther!

Esther: Hi everyone. I'm glad to be here with you all.

Teacher: We're learning today about your story. Can you tell us how you became queen?

Esther: I was living with my uncle Mordecai who raised me when King Xerxes removed Vashti as queen for disobeying him in front of all the nobles. All the girls were called in for something like a beauty contest to see who would become queen. I was scared to leave Mordecai, but he encouraged me. We spent a full year in preparations and beauty treatments. Some of the girls were mean, some sweet, and many I thought were more beautiful than me. But I found favor with the man in charge of us and followed his suggestions when it was my turn to meet the king. I don't know why he chose me, but suddenly I was the queen of the empire.

Teacher: Wow, what a dream come true! What is life like as queen?



Esther: I serve the king and often go to banquets and events and host the wives of the officials who visit from across the empire.

Teacher: What happened with Haman?

Esther: He got the king to issue a decree that gave everyone permission to kill the Jews on a certain day. I was frightened for my people, but no one in the palace knew about it because I hadn't told them that I'm a Jew. Then it all got worse. Haman planned to kill my uncle Mordecai and hang him on very tall gallows at his house. But the night he went to ask the king for permission, the king was listening to the records and remembered how my uncle had saved his life some time ago. Instead of Haman killing Mordecai, the king had Haman lead Mordecai around the city on a horse and royal robes proclaiming the king's honor for him.

Teacher: Did that save your people from the decree?

Esther: No, because the decrees in the Median and Persian empire cannot be changed. We were still in trouble with that dreaded decree.

Teacher: What did you do?

Esther: Mordecai encouraged me again and asked me to go to the king for help. It was terrifying. Even though I'm the queen, I am not permitted to visit the king without being summoned, and the penalty is death. But Mordecai said that God may have made me queen just for this and asked me to be brave. I had all the Jews pray and fast for me for a few days. Then I got dressed up and went to the king. I tried not to show it, but I was shaking. The king smiled and held out his scepter to save me, and it was hard for me to keep standing. Then I invited the king and Haman to a banquet, then another banquet. Finally, after another quick prayer, I told the king about the decree and my people. Haman was his second in command, and I was scared that the king would rather have Haman than me and my people. But the king was furious and had Haman killed on the gallows he had built for Mordecai. Then the king promoted Mordecai to take his place, and we wrote a second decree on the king's behalf to let our people defend themselves instead of getting killed.


Teacher: Thank you for coming, Esther.

Esther: Thank you for having me.

ACTIVITY 4

Putting others first

To help people reflect on how to put others first, make a paper ball and ask the group to toss the ball around to each person. When someone has the ball, they mention a way how to put others first. For example, I can put my classmate first by letting them enter the classroom before me.





ROYAL BANQUET 4



The great heart of the Queen




Ingredients:

- Heart-shaped cookie cutter or cardstock and knife.
- Sliced fruit
- Sticks (skewers)

Instructions:

1. Cut fruit hearts with the cookie cutter. If you don't have a heart cookie cutter, make a heart out of cardboard or cardstock. Place the cardboard heart on the fruit and cut it with a knife.
2. Put the fruit hearts on skewer sticks.

Now to enjoy these beautiful and rich hearts remembering the great heart that Queen Esther had for others!



GARDEN GAMES 4



Bingo Lingo

With the help of the class, make a list of 50 or 60 key words of the lesson, in this case the story of Esther. Put the list in an easy to see place. Write each word on a small sheet of paper, fold it in half, and put it in a can or some container. Children make their own Bingo cards, folding a sheet in half 2 times in each direction to mark 16 rectangles on their paper. In each rectangle they write a word. Beans, stones, etc. can be used as markers. They can reuse the card several times or change with a partner.

The teacher draws a word from the can and says the word out loud. If the child has that word on his card, he covers it with a marker. The first person who fills his card shouts "Bingo lingo!" And is the winner.



Camel race

Form equal teams of 10-15 children in each team. They line up with enough space to play. Mark a goal on the other side of the room. To play, the first player in the line will run and growl like a camel to the goal, turn around, and return to his team. When he taps the next player on the hand, the next player takes their turn in the relay race. The first team in which all children finish the relay is the winning team. Play again by changing the type of running: jump on one foot, turn to the finish line, etc.



5. BRAVERY PERSEVERES

Daniel 6: Daily devotions and the lion's den

ATTENTION GRABBERS / CLAPS 5



"Bravery perseveres"

1. With a partner, clap both hands together
2. Cross hands and clap hands together again
3. Repeat the first clap
4. Clap right hands together, then left, then right
5. End with a final clap of both hands together

MEMORY VERSE 5



Hebrews 10:36 "You need to persevere so that when you have done the will of God, you will receive what he has promised."

DRAMA 5: CAMEL CARAVAN



Camelia: Oh, this desert sun is really going to damage my beautiful skin!

Camelot: Good thing you have a coat on.

Camelia: I know, it's so hot with all this fur. Why are we even out here? I want to go back home to Persia. How long do we have to walk in this caravan?

Camelot: All day. And then you know what we get to do tomorrow?

Camelia: Walk?

Camelot: That's right! And then the next day, guess what?

Camelia: We'll walk?

Camelot: Yeah! How did you know?

Camelia: Aaaaah! Every morning we get up and eat the same thing then pray together, then we walk and walk, then we stop for lunch and eat the same thing and pray again, then walk and walk, then at night we eat the same thing and pray and go to bed. I'm so tired of doing the same thing! I'm even

starting to dream about walking! And you know what? I'm thirsty! That almost never happens! Can I just stop now?

Camelot: What, stop here? Let's see... over there is no water. And look! No water there. Wait what's that over there? It's no water. This is a terrible place to stop.

Camelia: Ugh... or at least not pray EVERY time we stop? It's getting boring. Besides, most of our caravan quit praying and think we're weird for continuing. What's the big deal anyway?

Camelot: It's not about entertainment. We need God all the time!

Camelia: More than water?

Camelot: Yeah! More than sunscreen even. Or mobile devices.

Camelia: Well, soon I'm giving up and you're carrying me there.

Camelot: Hey! I'm thirsty, too. Just keep going, one step at a time.

Announcer: Some time later, they arrived at the oasis.

Camelia: Phew! I thought I was going to die!

Camelot: (Chewing) We were all going to dieeee!!! (Dips nose below the stage a little to eat)

Camelia: Hey, did you hear those other camels talking?

Camelot: The ones with license plates from a different state?

Camelia: Yeah. They arrived yesterday ahead of us, and they were talking about all kinds of snakes and bandits and sand storms...

Camelot: And sneezes and stubbed toes and (gasp!) no wifi! (Continues eating)

Camelia: I wonder if God protected us the whole time. Hey, you know what? I feel better here in the oasis with food and water... and it's way easier for me to talk to God. It's almost like persevering and spending time with God when it was hard has made it even better now that it's easy.

Camelot: Yeah, me too. Hey, are you going to eat that? I'm hungry.

MAIN LESSON 5

Welcome back to this VBS! We have learned all kinds of things about bravery this week. Today we will learn that bravery perseveres. Everyone say, "Bravery perseveres!" Persevering means keeping doing the good things you are doing. It doesn't matter what you did yesterday. If you did well in following Jesus, congratulations! But don't trust yesterday; do good again today. If you didn't do well following Jesus, don't worry because He has fully paid for your sins. But don't let the wrong you did yesterday keep you from doing good today! Everyone say, "Bravery perseveres!"

Bravery doesn't just put God first but perseveres and puts God first every day. Don't just trust in God once but every day. Don't just tell the truth once but always. And don't just put others before yourself once but every day. Jesus told us to lay down our lives for Him daily, to submit to Him and do good things even if we don't want to. Daniel, who we learned about on day 1, prayed to God three times a day without fail. At the same time, he was such a great administrator that king Darius intended to put him in charge of the whole kingdom. It made others so jealous that they tricked Darius to issuing a decree to trap Daniel by outlawing prayer. Everyone say, "Bravery perseveres!"

Instead of fearing the king's decree, Daniel kept going to his room to pray and thank God three times a day as usual. When you recognize God as almighty and bigger than even kings and laws, you can recognize that every good thing comes from God and thank God even in the hard times. One day, Daniel was praying and asking God for help. Right at that moment, his enemies caught him and turned him in for his illegal prayer. He was asking God for help right when the problem came! Even king Darius was upset and tried his best to save Daniel, but nothing could be done. Often in our lives, we look around and cannot find any way out of our problems. Remember the lesson from day 2? Trust God anyway, because God is infinitely wise and creative and can find a way out when no one else can. Everyone say, "Bravery perseveres!"

Daniel was thrown into the lion's den and stayed there overnight. How scary! Have you seen a lion up close? Even a little growl shakes the ground. But God saved Daniel right inside the den by sending an angel to shut the mouths of the lions. Daniel spent the night with lions like huge stuffed animals. In the morning, king Darius came and found Daniel safe. He threw Daniel's enemies into the den, and the lions killed them before they hit the ground. Meanwhile, king Darius told the whole empire to revere Daniel's God, and Daniel was promoted to a high position in the kingdom. Everyone say, "Bravery perseveres!"

Knowing who God is, that He has all authority and is all-powerful, gives us bravery to do hard things, like trusting and obeying God and loving others even when it's hard. To understand more and more of who God is, we need to spend time with Him daily, like Daniel did. Read the Bible, pray, sing songs to Him even when you are alone. As you do, you will learn more about how big God is and you'll be braver for Him. Everyone say, "Bravery perseveres!"

ROTATION STATIONS



CRAFTS IN THE EMPIRE 5

Lion mask



Materials

- *Paper mask base
- *Yellow foamy or color paper with the face
- *Orange foamy or color paper for ears, eyebrows, and nose
- *White foamy or paper for the mouth
- *Curly ribbon, 50cm
- *Colors
- *Glue



Instructions

- *Cut out the base of the mask and color it.
- *Glue the yellow foamy/paper on top as seen in the photo.
- *On top of that, glue the mouth and glue the nose on top. Also glue the ears and the eyebrows as seen in the photo.
- *Tie curly ribbon into the holes on both ends so that it fits the child's head.

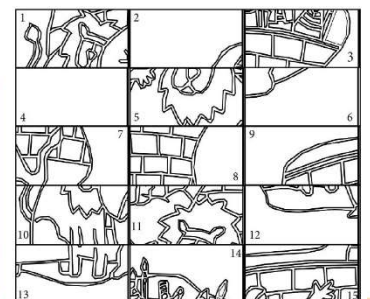



CLASS IN THE PALACE 5



B	J	S	H	T	U	O	M	D	B	
P	E	R	S	E	V	E	R	E		
A	G	E	L	L	A	N	U			
I	E	G	N	A	V	O	S	I		
O	U	E	L	Y	I	C	E	R		
N	U	B	W	E	T	A	L	Y	A	
S	S	A	E	O	R	B	S	L	D	
C	Y	B	V	Y	I	C	N	I	G	
S	O	B	E	Y	B	I	D	E	A	N
E	D	A	L	E	I	N	A	I		
T	R	U	S	T	I	N	G	E	K	
P	G	N	I	S	S	U	R	T	R	

4	2	14
9	15	3
1	11	8
10	5	7
12	13	6





QUESTIONS AND ANSWERS 5



1. What does it mean to “persevere”?

It means not to give up but to keep doing something even when it’s hard. Daniel didn’t give up praying.

2. When the lions were very hungry, why didn’t they eat Daniel?

God sent an angel to shut their mouths so they couldn’t eat anything.

3. What might King Darius have been feeling at these times: When he was tricked into making it illegal to pray to God instead of him? When he had to put Daniel in with hungry lions? When Daniel was not hurt? When he decided to put the officers into the den?

Possible answers: Proudful and special to be prayed to, sad to put Daniel where he’d die, relieved that Daniel survived, mad at the officers for tricking him into hurting Daniel.

4. What good thing do you find difficult to keep doing in your life?

Possible answers: Prayer, Bible reading, singing to God, doing dishes for mother, being kind to a sibling, being considerate to others in an argument, guarding your heart and thoughts, avoiding activities that “everyone” does that you know are wrong.

5. What happened after the King took Daniel out of the den?

The king told all the people to revere Daniel’s God. Daniel got promoted to a high position in the kingdom. The enemies of Daniel got eaten by the lions.

ASSIGNMENT 5



Just like Daniel did, pray 3 times today.



DRAMAS WITH DANIEL 5



Teacher: Welcome back, Daniel.

Daniel: Thank you. I’m glad to be here another day. How was the visit with Queen Esther?

Teacher: We had a lot of fun visiting with Esther. Today we heard something about you with lions. Is it true?

Daniel: That’s right. I spent the night with lions one time. So far, I have only told you stories that happened when king Nebuchadnezzar was ruling. Later, the Medes and Persians came and conquered Babylon. Again, it was a change of



power and it felt like going into exile again, learning a new culture and ruling system all over again. But king Darius took note of me and placed me and two other men in charge of all the different provinces. After a while, he planned to place me in charge of the whole empire. The other officials got jealous and wanted to get rid of me. I would hear them whispering as I walked by and knew they were planning something. One day, king Darius issued a decree that no one could pray to any god or man except Darius for a month with the penalty of being thrown into a lion's den. People keep trying to worship or pray to small things. This time, it was a living person. It felt absurd to me, but in the new empire decrees could not be changed by anyone. As part of my daily routine, I spend time praying and thanking God every day. He has been helping me all my life, and I continue to need His help to do my job well. I was praying and asking God for help one day when a whole group of officials barged into my room and caught me praying to God. They brought me to king Darius. He looked heartbroken when they told him what I had done. I wished like anything to get out of the situation, to be able to continue serving the new king and working for the benefit of the people throughout the empire.

King Darius spent the whole day finding a way to save me. I had no idea that I had so much favor with him. But at night, when it was certain there was no way, they threw me into the den. I will never forget that place, the smell, the warmth of all the big lions. Even the smallest grunt in their throat shakes the ground. But they never came toward me to attack me or eat me or eat anything all night. There must have been an angel or something, like my friends experienced in the furnace. At dawn I heard king Darius's voice calling, asking if I was OK or if my God had saved me. I told him about the angel and assured him that I had not done anything wrong to him. He had those other men thrown into the den, and the lions ate them immediately. Then he wrote a decree that everyone in the kingdom fear and reverence our God. See, again God made His power known to a new king who didn't know Him. Again, we saw that God was with us even here in our exile.


Teacher: It's encouraging to hear how you persevered in prayer.

Daniel: It's easy to forget, but the truth is that I need God daily. He really does help me all the time and for that I am grateful always.

ACTIVITY 5

Accommodating my time

Hand each child a paper. Let the children think about free time that they have in the week that they can spend with God, either by praying, reading the Bible or praising God. Have them write or draw on the paper what free time they have and encourage them to spend some time with God. At first it can be as simple as 2 minutes with God, then it can grow.



ROYAL BANQUET 5

Lion



Ingredients:

- Yellow fruit of your choice (Pineapple, mango, etc.)
- Orange fruit or vegetable (Tangerine segments or carrot strips)
- A piece of a banana (For the ears)
- A knife
- Blueberries or raisins

Instructions:

1. With the knife cut a circle of the yellow fruit for the lion's face.
2. Place the orange fruit and / or vegetable that you have chosen, simulating the lion's mane.
3. Place some banana slices simulating the ears
4. Place blueberries or raisins as part of the lion's eyes.
5. For the lion's whiskers, place some carrot strips.

Ready! Now we can eat a delicious lion remembering that we must be very brave like Daniel.



GARDEN GAMES 5



Faces and gestures

On small papers write names of the characters and objects of the Bible stories in the VBS, such as Daniel, Esther, King Nebuchadnezzar, fire, lion, etc. Put the pieces of paper in a container. Form 2 teams with the children. A representative from each team comes to the scene to act. Take out a piece of paper to find out what they will do. Without saying a word or making sound, the two children act like that object or character, and the other children guess what or who it is. Repeat the game, altering the participants who act. The team that guesses the most wins.



Cup tower

Form teams with the children and send a representative from each team to play in front. Give each player the same number of plastic cups and blindfold them. Players must build a tower with the cups while blindfolded. If his tower falls, the player loses. The player who finishes first without his tower falling wins.

