

A stylized orange and yellow rocket ship with a long yellow flame trail, flying across a black space background. The trail loops around the text. In the background, there is a large orange and red striped planet, a smaller grey cratered planet, and a comet. The scene is framed by orange circuit-like lines.

Galaxy Express

*Where kids encounter
the greatness of God!*



Director's Manual



Welcome to the Galaxy Express VBS program!

Everything is ready for you to 'take-off' and do a week-long special program for the children in your church and community that could change their lives forever!

The teachers will enjoy transforming your church hall or venue area into a space shuttle, the 'Galaxy Express' where each day the whole group will 'takeoff' into outer space to explore the wonders of God. Children will have a blast as they fly in the space ship, leaning to the left and right as they imagine the ship is making turns and avoiding asteroids. The audio tracks for the take off and landing will make the kid's imagination come to life, as well as the daily skits with the captain and his assistant robot.

Each day you will take the kids on a journey to a space station either on the moon, a star or another planet, where they will learn about the greatness of God from the life of Moses. Everyone will enjoy singing the music together, complete with actions to the songs.

After the time on the "bridge," the children will split into classes by age-group and rotate throughout the space ship. They will head to the cadet class, where they will work in their student books and review the lesson, engineering to work on crafts, and the mess hall for snacks and a space application to the lesson. In these smaller groups, your students get to know each other and their teachers, creating new friendships that last the whole year long.

It's easy to call all the kids back together to the "bridge" for some fun space games. Close the day with some songs from the new CD 'Galaxy Express,' a prayer, and don't forget to invite them back to VBS the next day!

I hope you enjoy this vacation Bible school... I know you will put lots of creativity into it, and make it "Out of this world!"



Table of Contents

Introduction	1
Credits	2
Overview	3
How to Use this Material	5
Extra Ideas	9
Lesson 1	11
Lesson 2	15
Lesson 3	19
Lesson 4	23
Lesson 5	27
Songs	31
Resources to photocopy	35

This material “Galaxy Express” is written by the ministry Equip & Grow “Children are Important” and we reserve all rights. Our material is free to download, free to use, free to print, and free to distribute to other churches and ministries without obligations.

For more information, contact us at:
blessy@equipandgrow.org or +91 96560 75587
All Scripture is taken from NIV and from Hindi BSI.




Thanks to the whole team!

Editor: Kristina Krauss
Creative Team of CAI: Angie Moses, Blessy Jacob, Dwight Krauss, Jacob Kuruvilla, Jennifer Sánchez, Jetender Singh, Julio Sánchez, Mike Kangas, Prajwal Sharma, Rubén Darío, Suki Kangas, Verónica Toj, and Vickie Kangas.

Navigation Panel

General Overview



“Call out to God!”

Birth of Moses

God is
GREAT

Every time the students hear “Call out to God” during the lesson, have the students respond by saying “Lord, Help me!” while they jump with both arms extended towards God.

“I call out to the Lord, and he answers me from his holy mountain.”
Psalm 3:4

“Respond to God!”

Moses and the Burning Bush

God is
INCREDIBLE

During this lesson, every time the students hear “Respond to God,” have them respond by saying “Yes Lord!” while they put their hand to their ear. Next they click their feet together like a soldier while saying “Here I am!”

“Whom shall I send? And who will go for us?” And I said, ‘Here am I. Send me!’”
Isaiah 6:8

“Obey God!”

The Plagues in Egypt

God is
MARVELOUS

Every time the students hear “Obey God” during the lesson, have the students respond by saying “I must get moving” while they stand up and march around, changing seats with another student.

“The one who keeps God’s commands lives in him, and he in them. And this is how we know that he lives in us: We know it by the Spirit he gave us.”
1 John 3:24

“Wait on God!”

Cloud by Day and Fire by Night

God is
MAGNIFICENT

Every time the students hear “Wait on God” during the lesson, have the students respond by saying “I am ready” while they jump up and do boxing moves, and then say “But I must wait” as they put their hands together and sit back down.

“For the Lord is a God of justice. Blessed are all who wait for him!” Isaiah 30:18b


“Worship God!”

Crossing the Red Sea


God is
AWESOME

Every time the students hear “Worship God” during the lesson, have the students respond by saying “I worship you” while they raise their hands up in the sky and wave back and forth.


“Praise God in his sanctuary; praise him in his mighty heavens.”
Psalm 150:1b



ROBOTS



Telescopes



Moses in a Basket




Form a Word

Taste Test


MOSES' BURNING BUSH



Amazing Size



The Burning Bush



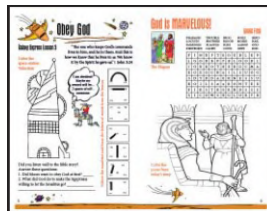
Drinking Relay Race

Banana Eating Race

THE PLAGUES



Movement



"I Will Go" Sandals




Funny Sound Effects

Sticky Head

CLOUD PILLARS



Space Shuttles



Galaxy Express Rocket



Paper Jousting

Make a Pyramid

CROSSING THE SEA ON DRY GROUND



Supernovas



Crossing the Red Sea



Asteroid Catch

Cake Relay



HOW TO USE THIS MATERIAL



THE EASY VBS

You have in your hands a VBS that is simple, easy to plan, and easy to do. Just pick a date, gather some volunteers, hang some invitation posters around the community, and you are ready to go! With a larger team of staff, the VBS is more fun for everyone involved, so we have divided up the work into various roles to involve more people.

Here are some ideas for you to divide up the workload of your VBS:

- 1 VBS director
- 1 Song leader
- 1 Preacher for the main lesson
- 2 Actors for the drama (the captain and the robot)
- 1 Class coordinator (student books and lesson review)
- 1 Crafts coordinator
- 1 Snack coordinator
- 1 Games coordinator
- 6-10 leaders for each small group, depending on the number of children in your VBS



DRAMAS/SKETCHES

Each day the captain will lead the kids on a ride in the space ship, 'Galaxy Express' with the help of his assistant robot. Your captain is a serious man because he is responsible for the ship, as well as the children's ability to receive spiritual input during the week. He introduces his assistant robot to the audience: a clumsy and sometimes malfunctioning robot. Sometimes while the robot is talking, he ends up muttering and just spitting out weird sounds instead of words. He always needs oil in his joints to keep moving. Each day the captain and the robot will introduce the main point of the day, and the response the kids need to do each time they hear it. The captain will also introduce the space application that the kids will hear in their small groups. The skit ideas are provided for the VBS opening of each day, but you can also close the day with them, or have the characters participate in the games, or go around and visit the classes. The kids will love getting to know the captain and the robot!



LIVE, IN ACTION!

Each day, the students will learn a phrase for that day, and the response with actions. This activity is very important, so that your students will not get bored during the main sermon, and it will make your whole VBS special. Throughout your whole VBS, whenever a leader mentions the phrase of the day, the students should know the response and the action that goes with it. They will learn it during the drama with the captain and the robot, and you can use it the rest of the day.



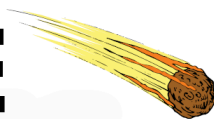
Message Relay

"Call out to God!"

During this lesson, every time the students hear "Call out to God," have them respond by saying "Lord, Help me!" while they jump with both arms extended towards God.



SCHEDULE



(2 1/2-hour program)

BLAST OFF!

(Songs - 20 min
Opening Drama - 10 min)




URGENT FROM MISSION CONTROL...

(Main Lesson & Memory Verse - 20 min)



(Snack Station and
Space Applications)

...to the Stations...



(Craft
Station)



(Student Book and
Review Station)

...back to the
Bridge...



SPACE GAMES

(Games - 30 min)

CADETS DISMISSED

(Closing Song & Announcements
- 10 min)

ROTATION STATIONS

In the middle of each day, the children split up into three groups and rotate through the stations: Mess Hall (snack and space application), Engineering (craft s), and Cadet Class (student books and lesson review). Read more about these stations on the next page.





GAMES

The games for this program will be played with all the children sitting in a large group, separated into teams. (You can have 2 to 4 teams.) The easiest would be the boys against the girls. For each game, the teams will send a few volunteers to represent their team while the others help by screaming, cheering, and laughing from their chairs. So that the children do not get bored, play several different games each day, for short periods of time, changing volunteer participants.


One idea for choosing the students who will participate up front in the games, is to look for well behaving students during the other activities of your VBS. Hand these students something that shows that they get to play. It could be something to hang around their necks, something tied on their wrists, or a card they put into their pocket.

For each game, the more prepared ahead of time you can be, the better the games will be. You could have some bright fabric for the students to put on up front, sound effects or music for the game time, and maybe some fun decorations. (We have provided a game-time song for you to play on the Galaxy Express CD.) Do in-expensive things that can add some real fun to your VBS. So get ready and have fun!





ROTATION STATIONS



Mess Hall


Snack Station

Here you'll find instructions on how to prepare the snack. Keep in mind that the students could enjoy creating the snack like a craft before eating it. Don't miss the opportunity to teach them to clean up after themselves.



Factoid (Space application to discuss during snack)

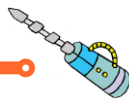
During snack time, discuss with the students the space application and how it relates to the lesson and to their daily lives. Information about the snack and space application are also found in the Mess Hall leader's pamphlet.



Engineering




Craft Station



Here you'll find an idea for a craft, with suggested supplies and instructions. All the crafts in the Galaxy Express VBS program are designed to use about 1 sheet of paper per craft, keeping them economic as possible. Download the patterns online, and look for the craft information both in this director's manual and in the Engineering leader's pamphlet. Also find patterns to photocopy in the Engineering leader's pamphlet.



Cadet Class




Student Books and Review Station

Here you'll find instructions for a few key words from the Bible story in sign language. Review the story, teaching these words in sign language. Then pass out the student books and assist anyone with the puzzles. This information is also in the Cadet Class leader's pamphlet.

Family

With thumbs and index fingers touching, make outward circle until hands touch.





Children's ministry is often the most overlooked, the least budgeted, and has some of the highest turnover rates of Christian ministries. But there are millions of children who need to hear about Jesus!a

That is why at **Equip & Grow** we believe **"children are important"** and we are dedicated to produce original, complete and relevant **Sunday School curriculums as well as Vacation Bible School (VBS)** curriculums, training materials, training for children's ministry workers and other resources to help you in your ministry.

Equip & Grow ministry offers free resources in more than 60 nations and 27 languages!


Equip & Grow has been serving children's ministries in India since 2017 and many Sunday school and VBS curriculums are available now in English and Hindi, as well as 5 other languages - the translation work is an ongoing process with the vision to translate all the curriculums into all the major Indian languages!



All our materials are free to download and print and free to use.
You are free to add in your own church name and logo to the children's workbooks etc.
The website has access to all the resources in different languages - just use the language option to select your preferred language!

www.ChildrenAreImportant.com

EXTRA IDEAS



Extra Crafts




This picture is created with glue and colored powder or glitter. It can represent the explosion of joy and praise, just like a supernova! It is the joy we feel when we think of all that God is and has done for us. A caption could say, "I will worship God."

Each child makes their own cloud, and the class assembles the pillar of cloud from each individual one. To make the clouds, have them draw it, cut it out, and glue a decoration on it. (White powder from the market or glitter.) Repeat for the column of flames.

Craft activity: picture of earth as viewed from space.

1. Draw a big circle in the middle of a paper towel using a black waterproof marker.
2. Give the students green thick markers to color planet earth. Next they color the water with blue markers.
3. Now have the students paint it with water. They need to wet the whole circle and watch the colors bleed together.
4. Once it is dry, students cut on the black line and glue their creations on black paper.

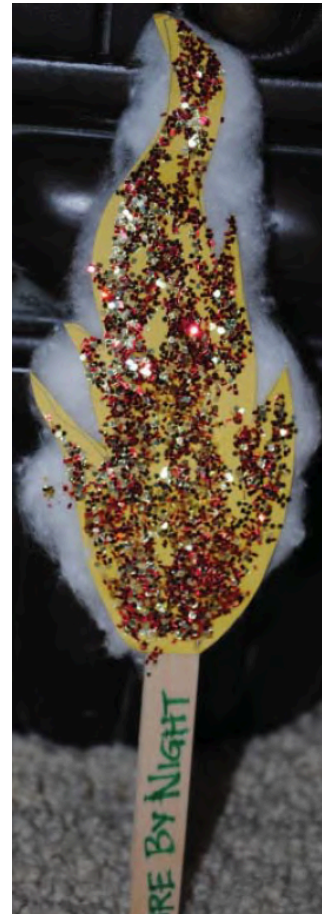


Class Activity





Here is a fun extra craft you could use! Decorate a stick with one side as fire and the other side as the pillar of cloud!



These costumes would be awesome for your teachers to use to add flavor to your VBS! Cover 2-liter plastic bottles with tinfoil or gray tape, attach tissue paper flames and tie a string or rope to tie it onto your back. Your teachers will look great wearing “jet packs”!

Children will LOVE having pictures from your VBS!



Activity: Moon Craters

Have your students create a flour mixture, and then drop small pebbles into it. Watch the craters form, right before your eyes!

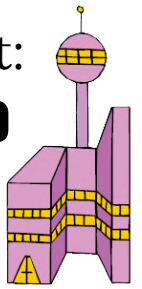
Flour mixture: 4 cups of flour and 1/2 cup of oil



1st Voyage

Call Out to God!

Spaceport:
Nebucopio



Blast off!

(Opening drama)


The captain welcomes the kids to a week of fun adventures as they travel across the galaxies to see the greatness of God. Next, he introduces his assistant, the Robot. The captain shares how today they will be traveling to Saturn and visiting the space station “Nebucopio” where they will be using awesome telescopes to see some very far distances. The captain also mentions that each day they will be learning about the greatness of God, directly from an awesome, old, old book: the Bible. Introduce the theme song by having the captain tease the kids that they don’t seem ready to take off into space, so the robot helps them get ready with the song. Have your song leader lead everyone in the main song for take-off. After the theme song, you can use the sound effect track for take off and travel, continuing the skit while traveling.

The spaceship “Galaxy Express” encounters a bunch of asteroids, and has to keep changing direction in order not to crash into one. Robot is very nervous and sputters extra because he is afraid of crashing and the captain helps him learn to call out to God.

The captain teaches the kids in the audience to listen for the words of the day, “Call out to God” and to respond with the phrase, “Lord, Help me!” while the kids jump up and extend their arms toward God. The robot tries it several times and learns the words and actions with the students.

In the end they are safe, and make it to Saturn. The robot thinks the ring around the planet is the freeway for speedy travel. They have trouble landing, so Robot has to cry out to God again with the audience: “Call out to God” and every responds: “Lord, Help me!”

They land just in time for the astronaut training from the Bible!
(After making a fun landing with the audience, start the main lesson)



Urgent from Mission Control... Birth of Moses

(Main Lesson)

The Israelites groaned in their slavery and cried out, and their cry for help because of their slavery went up to God. God heard their groaning and he remembered his covenant with Abraham, with Isaac and with Jacob. So God looked on the Israelites and was concerned about them.

(Exodus 2:23-25 NIV)

The Bible show us in Exodus chapter 2 that the people of God learned an important lesson that we are learning today. We need to CALL OUT TO GOD when we need help with anything!

The Israelites were in slavery and were experiencing trouble in life.




Incoming Message...

(Verse)

“I call out to the Lord, and he answers me from his holy mountain.”

Psalm 3:4



Message Relay

“Call out to God!”

During this lesson, every time the students hear “Call out to God,” have them respond by saying “Lord, Help me!” while they jump with both arms extended towards God.

The Israelites were in slavery and were experiencing trouble in life. There are many poor people, who have very little to eat. Sometimes we feel mocked or made fun of at school or maybe we are struggling because our parents are fighting all the time. That is when we need to CALL OUT TO GOD! The people of God at this time were not only poor and very hungry; but they were also mocked and laughed at by the Egyptians. With all the stress, they would also fight amongst themselves. Life was hard. Then to make matters worse, the Egyptian ruler declared that all baby boys must be killed! That is some serious persecution!!! If anyone needed to CALL OUT TO GOD, it was the Israelites.

But God had a plan. He carefully watched when Moses was born, and protected him from getting murdered. Moses' mom tried to hide him as long as she could from the bad soldiers that would take him away and kill him. There came a time when she couldn't hide him any longer. That is when she probably got a very good idea: to CALL OUT TO GOD! God watched over Moses as his mother put him in a basket in the river. He could have drowned or been carried far away, but God made sure that he was safe. The basket floated near the home of the Egyptian ruler where the daughter of pharaoh decided to take him as her own son. Our God is so GREAT! God had a plan for Moses' life and saw him even when he was a baby in a basket, drifting in the river. God sees you and me and knows each one of us.

We can learn an important lesson today to CALL OUT TO GOD. Times can get tough for you and me. For example, we could have a hard time at school or a fight with a brother. The best thing you can do is CALL OUT TO GOD. The Israelites did just that. They were able to CALL OUT TO GOD and the Bible says that He heard them, and remembered them. God saw them and knew them. He took compassion on them, and saved them. He already had a plan in place with Moses... born an Israelite, saved from death, escaped in a basket, and adopted into Pharaoh's family. So let's put into action what we have learned today and CALL OUT TO GOD!



Astronomical Observation


God is
GREAT



Mess Hall

Robots (Snack Station)


Begin with a cracker, draw the robot around the cracker on paper, and place small chocolates (Gems) on the cracker. Or...use a little cream cheese and stick on small chopped frozen vegies for a healthy robot. You can also start with the robots already drawn on the paper if you choose.



Factoid (Space application to discuss during snack)

Telescopes

Telescopes are amazing things. With them we can see the great expanse of the universe. From the earth, we cannot see the planets or moons very well with our eyes. They seem like thousands of little dots in the sky. But with a telescope we can see them more closely. We can see craters on planets, galaxies and other interesting things. With a telescope, we can see things that are far away up close. Sometimes you and I feel insignificant. We are like one little star in a universe full of stars. There are times when we feel like no one can see us, but God can see us up close. It is as if He has a telescope and can see us up close even though there are thousands of other people around us, and He feels thousands of miles away.



Engineering



Moses in a Basket



Supplies:

Prepared picture (print, cut out, and punch holes) Crayons (or colored pencils, markers, or paint)

Instructions:

1. Students write their name on the back and color the front.
2. Students lace string through the holes.



Back to the Bridge for games and closing

Form a Word

Using 3 children from each team, the children will stand on stage and spell out an assigned 3-letter word using their bodies. There can be multiple rounds of play, and each team will compete against the clock. When the leader says go, the leader whispers the first word to one team and without talking they form the word with their bodies. The audience of only that team guesses. When they are correct, the watch stops and the leader records how many seconds it took for their team to guess the correct word. If your teams are boys against girls, the girls will get a word for example, and the 3 girls on stage will form the word/object with their bodies while only the girls in the audience will shout out guesses of what the word is. If the boys participate, they just end up helping the girls win. Some suggested 3-letter words are: dog, cat, hat, sun, pig, fun, jet, etc.




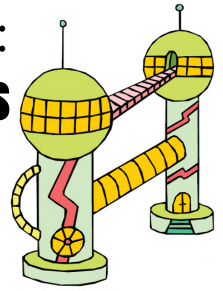
Taste Test

Invite on stage one child from each team. Prepare different foods with different flavors and textures. Hide the food from everyone, and blindfold both students that come up front. Bring one food at a time to the students on stage to have them taste and identify each one. Have the rest of your students try not to mention what they see to make it more of a challenge. (Don't let your class give the answers!) Each student only has one chance to give an answer, and give them only 10 seconds to decide. Have napkins or towels available to clean up any mess that may occur. Have the students on stage take turns guessing with the variety of different foods. The team that correctly identifies the most food wins.

2nd Voyage


Respond to God!

Spaceport:
Megantares



Blast off!

(Opening drama)



Today Robot will have a lot of trouble responding to the captain, appearing as though he lost his hearing. Start the skit with the captain greeting Robot, and trying to get the ship ready for take-off, but Robot totally ignores him. As they are struggling to communicate, the captain teaches the robot and the audience the response for the day:

During this lesson, every time the students hear “Respond to God,” have them respond by saying “Yes, Lord!” while they put their hand to their ear. Next they click their feet together like a soldier while saying “Here I am!”

The captain shares that they will be traveling to Antares today, the 15th brightest star in the sky, which also happens to be incredibly huge! They will land at the space station “Megantares” and see just how huge the universe is!

(Sing the theme song, then take off with the blast-off sound track.)

While traveling, the captain mentions to the robot that they need to grab the Milky Way (like it is a freeway) in order to get to their destination. Robot doesn’t hear correctly, so they miss an entrance to the Milky Way, and have to take the next one. The captain oils up the robot, and he starts responding well to the captain. (Use the catch phrase several times: “Respond to God” and “Yes Lord, here I am.”)

They land just in time for the astronaut training from the Bible!

(After making a fun landing with the audience, start the main lesson)



Urgent from Mission Control...

(Main Lesson) **Moses and the Burning Bush**

Now Moses was tending the flock of Jethro his father-in-law... There the angel of the LORD appeared to him in flames of fire from within a bush. Moses saw that though the bush was on fire it did not burn up. So Moses thought, “I will go over and see this strange sight—why the bush does not burn up.”

When the LORD saw that he had gone over to look, God called to him from within the bush, “Moses! Moses!”

And Moses said, “Here I am.”

“Do not come any closer,” God said. “Take off your sandals, for the place where you are standing is holy ground.”




Incoming Message...

(Verse)

“Whom shall I send? And who will go for us?” And I said, ‘Here am I. Send me!’”

Isaiah 6:8



Message Relay

“Respond to God!”

During this lesson, every time the students hear “Respond to God,” have them respond by saying “Yes, Lord!” while they put their hand to their ear. Next they click their feet together like a soldier while saying “Here I am!”

Then he said, "I am the God of your father, the God of Abraham, the God of Isaac and the God of Jacob." At this, Moses hid his face, because he was afraid to look at God. (Exodus 3:1-6)

How incredible is our God to show up to talk to Moses!!! God called out to Moses, and He knew him by name! Today we are learning what we can do when God calls to us... RESPOND TO GOD!

Moses was minding his own business watching over the sheep. Moses wasn't praying or doing anything spiritual. God called to Him while he was working. He didn't say, 'Hey you over there' either, but He called Moses by name! All of a sudden Moses could hear someone calling his name... "MOSES, MOSES." He must have looked around trying to find who was calling His name. There was no one around him. He was all alone. Then he sees it. A bush on fire!!! Do you think he grabbed a fire extinguisher out of his bag and started to try to put the fire out? He probably hurried over to do something when he noticed that the bush wasn't actually burning. It was on fire, but not getting burnt! Then the bush started talking to him! Moses must have thought, "Should I RESPOND TO GOD?"

You and I normally do not see burning bushes, and God does not normally talk to us through an audible voice, but God is trying to communicate to us all the time. God is always trying to talk to you, spend moments with you or give you direction. The thing is that very few of us are listening to Him. Most people go around ignoring God all day long. They forget that he even exists, or that He wants to talk to us! God actually is hoping that you will RESPOND TO GOD! Isn't our God INCREDIBLE?

Moses could have chosen to ignore God just like we do today, but he stopped and listened. Then he opened his heart and mouth to RESPOND. He answered God with this phrase, "YES LORD, HERE I AM." God had a plan to save the Israelites from slavery. He wanted to use Moses. Moses answered God's call when he spoke that simple phrase, nothing fancy, just: "Here I am". God wants to do amazing things with your life too! He has great and incredible plans for you, but He needs you to stop and listen to Him. God wants you to RESPOND TO GOD!



**Astronomical
Observation**

God is
INCREDIBLE



Mess Hall

Moses' Burning Bush
(Snack Station)

Small pieces of cauliflower look like small bushes and can represent the bush Moses saw burning.

Cut the cauliflower into small pieces and cook/boil it. Dip them in tomato sauce or Chinese chutney to get the flame look!



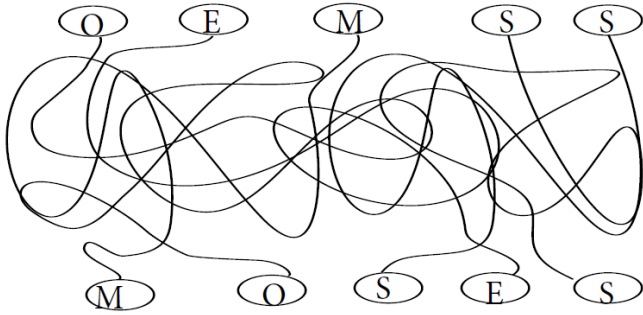
Factoid (Space application to discuss during snack)

Amazing size

Since God knows our name and loves us, we may feel very important and big in the universe. Just like the earth seems big compared to Venus, Mars, Mercury and Pluto. (Show poster 2) But then if you compare the earth to Jupiter, Saturn, Uranus and Neptune, it feels small. (Show poster 3) Look at the rest of these posters of the universe. (Show posters 4-6) In the great expanse of the universe God can still find you and He knows your name, but you still need to respond to Him when He calls. You may feel very important, but in the whole universe, you are actually very, very, very small.

Respond to God

Review the story, teaching these words in sign language. Then pass out the student books and assist anyone with the puzzles.



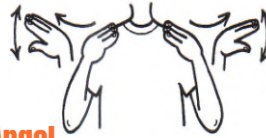
Moses

Extend thumb and index finger of both hands at temples; close fingers as you move hands to sides.



Listen

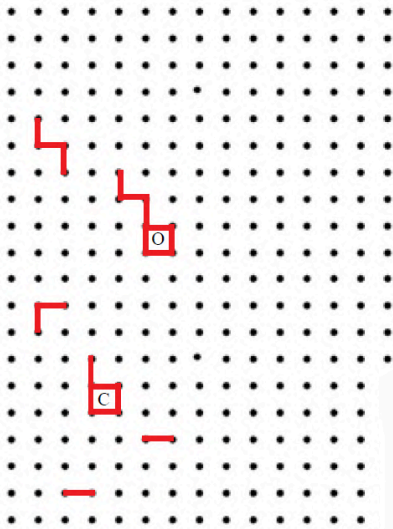
Cup right ear; turn head to the left.



Angel

Fingertips on shoulders; draw away and out, waving up and down.

Play dots and boxes with a friend. Taking turns, draw a vertical or horizontal line between two dots. If you complete a small square with your line, write your initial in the box and take another turn. When the board is filled, the player with the most boxes wins.




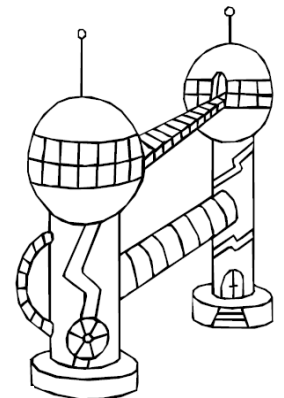
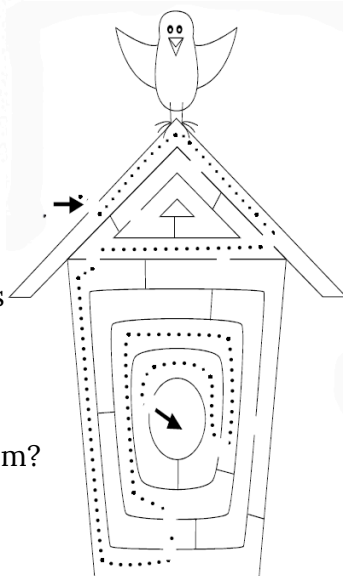
C	G		M	I	D	I	A	N			Z
O	R	L	I	S	T	E	N	B	W	J	I
N	O			R			G	U	I	E	P
S	A	N	D	A	L	S	R	R	L	T	P
U	N	F	R	E	S	P	O	N	D	H	O
M	G	I		L	E	F	U	G	E	R	R
E	E	R	O	I	G	A	N	O	R	O	A
D	L	E	B	T	Y	C	D	D	N		H
	S	H	E	E	P	E	G	R	E	E	N
H	O	L	Y	S	T		B	U	S	H	
	F	L	O	C	K				S		


- GOD
- FIRE
- OBEY
- HOLY
- FACE
- BUSH
- BURN
- SHEEP
- EGYPT
- JETHRO
- LISTEN .
- SANDALS
- GROUND
- RESPOND
- ISRAELITES
- WILDERNESS
- CONSUMED
- ZIPPORAH
- GREEN
- ANGEL
- GROAN
- MIDIAN

Answers to Questions:

1. Who was talking to Moses from the burning bush?
God

2. What did Moses say to Him?
Here I am

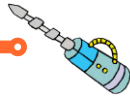




Engineering



The Burning Bush



Supplies:

- Copy of the picture for each student
- Tiny torn tissues
- Crayons
- Glue


Instructions:

1. Make copies of the bush, or allow children to draw their own.
2. Color branches brown.
3. Gather the tissue tightly around a stick, crayon or pencil, then press it into a dot of glue on the picture to form the leaves and flames.
4. Children can also draw other things in their pictures, like rocks, canyons, sand, desert, hills, the sun, clouds, etc. If you have time, let your students get creative!



Back to the Bridge for games and closing

Drinking Relay Race



Use 3 children for each team, forming a line. On the other side of the room put a table with a bottle/jug of water for each team. Provide each of the participating children with a paper cup (disposable cup). The first child in the team will run to the table and start drinking water until the leader blows the whistle. They run back and the next child runs down and starts drinking etc. The winning team has the least water remaining in their bottle/jug when time runs out - or finishes their water first!





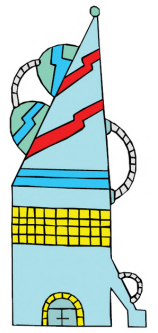
Banana Eating Race

Select one child to represent each team, simply peeling and eating a banana. The problem is that one hand must always be behind their back. When the leader says 'Go', the children must try to peel the banana as best as they can using one hand and their teeth. As soon as it is peeled, they must eat the whole banana to win.

3rd Voyage

Obey God!

Spaceport:
Velocistar



Blast off!


(Opening drama)

Today Robot is complaining because he didn't get enough sleep last night, and he wants to take a nap. Each time the captain asks him to prepare something for take-off, the robot doesn't want to obey, and also looks bored. As they struggle because the robot will not obey, teach the audience the phrase for the day: 'Obey God' with the response. The audience learns to jump up and start marching and say "I must get moving," then actually change seats with someone else! The idea with today's lesson is that the audience will continually be changing seats, keeping them on their toes and listening for the words: "Obey God."

The robot doesn't do so well at the beginning and sputters noises more than talking, but the captain gives the robot a great big Coca-cola with lots of caffeine to wake him up. (Make a huge pretend coke or coffee from poster board or cardboard) Now the robot is moving all over the place, faster than a space shuttle, or a comet, or the speed of light!

Sing the theme song, and take off into space. At this point the robot realizes that he doesn't know where they are going, so the captain tells him. They will be going to the closest star and landing at the space station "Velocistar" where they will be learning about movement. (All the time the robot is moving all over the place.)

Have them land really quickly so that this trip was the shortest trip of the whole week (because we are visiting the closest star), then jump into the lesson. The robot can run around like crazy once they land, with the captain chasing after him as they exit.



Urgent from Mission Control...

(Main Lesson) *The plagues in Egypt*

"And now the cry of the Israelites has reached me, and I have seen the way the Egyptians are oppressing them. So now, go. I am sending you to Pharaoh to bring my people the Israelites out of Egypt... Now go; I will help you speak and will teach you what to say." But Moses said, "Pardon your servant, Lord. Please send someone else." Then the LORD's anger burned against Moses...

Then Moses went back to Jethro his father-in-law and said to him, "Let me return to my own people in Egypt to see if any of them are still alive." (Exodus 3:9-10, 4:12-18)




Incoming Message...

(Verse)

"The one who keeps God's commands lives in him, and he in them. And this is how we know that he lives in us: We know it by the Spirit he gave us."

1 John 3:24



Message Relay

"Obey God!"

Every time the students hear "Obey God" during the lesson, have the students respond by saying "I must get moving" while they stand up and march around, changing seats with another student.

Obedying is such a difficult thing. No one wants to obey. No one wants to stop what they are doing and obey someone else. It can be especially hard to OBEY GOD since we cannot actually see Him, and so we try to pretend He doesn't exist so that we don't have to. Everyone wants to do their own thing. If you do not like to obey your parents, guess what, you are not alone! All of humanity is born this way. We are not born sweet little creatures as you may think. We are born selfish, thinking that the whole world revolves around us. Sometimes when we know we should OBEY GOD but we do not want to, we start fussing and begging to get out of it. Well, that is what Moses did.

God had a marvelous plan to save His people from slavery and oppression. He wanted to show his Glory and Greatness at the same time as He delivered his people. He decided to use the plagues, a series of bad things, each one getting worse until the Egyptians decided to let His people go, and let God win. God wanted Moses to be the one to speak to Pharaoh. Moses was God's guy, but Moses didn't want to obey. Moses didn't want to go.

Moses begged and begged, saying that he wasn't a good public speaker, that God was better off finding a different guy. Moses asked God to send someone else!!! Have you ever begged your mom not to make you go somewhere or do something? Then you know how Moses felt. God had a big plan, and it was important for Moses to OBEY GOD. God got tired of all the fussing Moses was doing. The Bible says that God got angry with him! God allowed Moses to have help, another guy to go with him. What do you think Moses did??? That's right, in the end he did OBEY GOD!

God's plan showed his glory and wonder starting with turning Moses' staff into a snake and then back to a staff. Pharaoh refused to let God's people go, so God started with the plagues, each time giving Pharaoh the opportunity to repent, but he would not. God then sent plague after plague: blood, frogs, gnats, flies, death of livestock, boils, hail, locusts, darkness, and death of the first born. After all that, pharaoh finally gave up and let God win! God's people were free to leave. And they had seen the glory of God!

It all happened because Moses was willing to quit fussing, get up and GO, and OBEY GOD!



Astronomical Observation

God is **MARVELOUS**



Mess Hall

The Plagues

(Snack Station)

Show students how to assemble a frog from various ingredients. Use a small apple or cookie for the body. Green grapes, celery, or "Little Hearts" biscuits become the legs. The eyes are candies, raisins, or chocolate pieces. The tongue is a tiny sliver of carrot. Let the children make their own frogs for extra fun.


Optional: To serve water that turned to blood, put red powdered drink mix in the bottom of a dark container in advance. Pour clean water from a clear jug/bottle into it while the students are watching. As you stir, it will turn red.



Factoid (Space application to discuss during snack)

Movement

God ordained movement in the universe. He planned from the very beginning that the earth would be spinning on an axis as well as revolving around the sun. But from the ground, it doesn't feel like we are moving at all! (Have the kids spin in a circle then try to walk to the other side of your class while spinning) Wouldn't it be hard to walk if we could feel the earth spinning and revolving? Just like God planned movement in the universe, He planned movement in our lives. God's plan for life includes steps of action, taking risks, and obeying Him even when the path may seem difficult or crazy. In fact, without movement, we get bored very quickly and start looking for other things to entertain us. Just like the earth will continue spinning, God will continue to give us direction in our life. Our response needs to be, "Yes Lord" and movement.

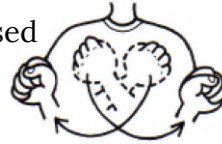


Cadet Class
Call Out to God

Review the story, teaching these words in sign language. Then pass out the student books and assist anyone with the puzzles.

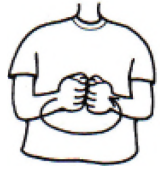
Save

Open crossed arms.



Save Together

Touch fists together.




God

Point right index finger; lower and open hand at chest.



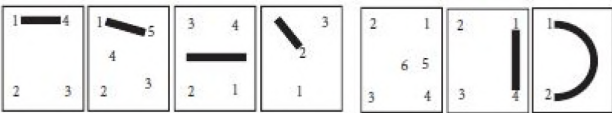
Go Away

Right hand moves forward as it closes.


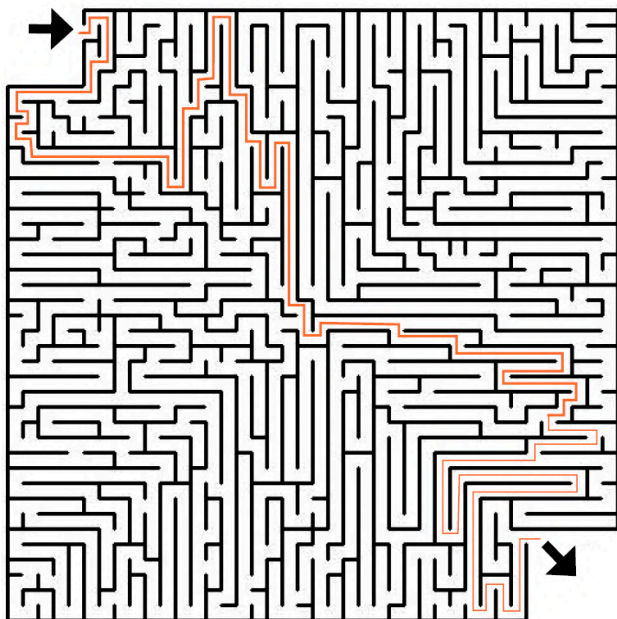


F			F	T	R	O	U	B	L	E	P
L	G	O	D	R		P	B	L	O	O	D
I		B	R	O	T	H	E	R		C	M
E		E	O	G	H	A	I	L	S	U	O
S		Y	D	A	R	K	N	E	S	S	U
B	O	I	L	S	A	A	R	O	N	T	E
F	I	R	S	T	B	O	R	N	D	S	S
		C	O	W	S	H	G	L	O	R	Y

- | | | | |
|-----------|---------|-------|------|
| PHARAOH | BROTHER | FLIES | OBEY |
| LOCUSTS | PLAGUES | COWS | SEND |
| DARKNESS | GLORY | BOILS | HAIL |
| FIRSTBORN | FROG | MOSES | GOD |
| TROUBLE | BLOOD | AARON | |





OBEY GOD




Answers to Questions:

1. Did Moses want to obey God at first?
No

2. What did God do to make the Egyptians willing to let the Israelites go?
He sent the plagues.





Engineering



Take off your sandals

Supplies:

Paper/chart paper, wool or string, two per student, Hole punch, Scissors, pencil, pen, or marker.

Instructions:

1. Trace the child's foot (Children can draw around each other's feet.) on paper or chart paper.
2. Cut out the shoe shape, punching holes for lacing.
3. Give each child two pieces of yarn or string to lace their sandals to their feet.
Don't worry about the lacing being perfect. Small children love to lace and it teaches small muscle coordination. Older children will enjoy using a longer string and lacing their sandals more intricately.
4. Write the following on the sandal: I will respond to God,
"Yes Lord, Here I am."



Back to the Bridge for games and closing

Funny Sound Effects

The leader prepares ahead of time a list of sound effects:

1. Cough.
2. Hiccup.
3. Burp.
4. Sneeze.
5. Hand clap.
6. Yawn.
7. Giggle.
8. Foot stomp.
9. Clearing throat.

Line up 6 players, 3 from each team, alternating them. Instruct the players that they must copy all the sounds you make in the order you make them. Make the first sound on the list. Go down the line, having all the players make that sound individually. Then make the first and second sounds, and all the players must make those sounds too. Then add the third sound, and so on. If a player cannot make a sound, forgets a sound, or makes them in the wrong order; that player is out. Keep adding sounds until only one player is left. His team is the winner!



Sticky Head



Wrap masking tape (sticky side out) around the forehead and chin area of one person for each team.

Scatter paper strips across a table. Have the players put their hands behind their backs while standing behind the table, facing the audience. When you say, "Go" the players roll their heads along the table, attempting to stick as many paper strips to their head as possible. The player with the most strips at the end of a minute wins. (If a child has long hair, pull it back before applying the tape to avoid painful hair-pulling)

4th Voyage

Wait on God!

Spaceport:
Panasa



Blast off!


(Opening drama)

Open today's VBS with the captain and the robot fighting as they talk about where they will be traveling. The captain says that they need to go to the moon, but the robot wants to go to a satellite space station. They fight back and forth as they try to prepare for take off. Continue the fight in-between songs to make it seem longer. (Sing a song, and then have them run across the stage fighting, then sing another song, etc.)

Have the captain teach the robot today's lesson point and the response: When a leader says "Wait on God", the children are to jump and do boxing moves while they say "I am ready," then put their hands together and sit down while they say, "But I must wait."

Robot realizes that he is wrong and apologizes to the captain. The captain admits that the satellite is a good idea too, and offers that they could go there tomorrow if the robot wants, since the astronaut is already waiting at the moon for today's lesson. The captain and the robot are happy to have a solution, the moon today and the satellite tomorrow, so they give each other a hug and prepare for take-off to the moon. Before take-off, robot starts looking around for his moon boots.

The captain shares how they will be landing at "Station Panasa" and will be learning about space ships and waiting. (Make the travel quick and land on the moon for the lesson.)



Urgent from Mission Control...

(Main Lesson) **Cloud by day and fire by night**


As Pharaoh approached, the Israelites looked up, and there were the Egyptians, marching after them. They were terrified and cried out to the LORD. They said to Moses, "Was it because there were no graves in Egypt that you brought us to the desert to die? What have you done to us by bringing us out of Egypt? Didn't we say to you in Egypt, 'Leave us alone; let us serve the Egyptians'? It would have been better for us to serve the Egyptians than to die in the desert!" Moses answered the people, "Do not be afraid. Stand firm and you will see the deliverance the LORD will bring you today. The Egyptians you see today you will never see again. The LORD will fight for you; you need only to be still." (Exodus 14:10-14)



Incoming Message...

(Verse)

"For the Lord is a God of justice.
Blessed are all who wait for him!"
Isaiah 30:18b



Message Relay

"Wait on God!"

Every time the students hear "Wait on God" during the lesson, have the students respond by saying "I am ready" while they jump up and do boxing moves, and then say "but I must wait" as they put their hands together and sit back down.

Today we get to learn how the Israelites learned to WAIT ON GOD. As soon as the Egyptians let the people go they regretted it. Right away Pharaoh started chasing after them and wanted to bring them back into slavery. It would have felt like the huge victory of no longer being slaves was now lost. The enemy was chasing them and they were afraid. In fact, they started to complain and wished that they could return to Egypt. They actually thought they would prefer slavery to being free because they were being chased by the enemy in the desert. The last thing they wanted to do was to WAIT ON GOD.

Isn't it amazing that the people were still afraid after seeing the glory of the Lord protecting them? God did the most amazing things for these people as they travelled! God sent a huge pillar of cloud to guide them in the daytime, and a huge pillar of fire to guide them at night and to give them light! Can you imagine over a million people walking across the desert with a pillar of fire in front of them? We don't know exactly how many people there were, or how tall the pillar was, but there was a large crowd, and it could NOT have been a small little flame. (Scholars have calculated if there were 600,000 fighting men, there could have been even up to 2 million people including woman, children and older men.) This is miraculous and magnificent! God guided them as they travelled with a huge supernatural sign, and yet they were still afraid when the enemy came at them.

You and I often get afraid just like the Israelites when we are trying to obey God. Sometimes our surroundings start to look like a desert with nowhere to turn and an enemy charging after us. Even when we have seen God's wonder and majesty, His miracles, and remember the times when He has saved us. But when we are scared, it is hard to WAIT ON GOD.

The Israelites probably thought they had two options, either to run away or to fight. It probably never crossed their mind to just sit there and WAIT ON GOD. Who waits when anything bad is about to happen??? Everyone knows that you either fight or run away, but God had a plan. Moses heard God's plan and shared it with everyone... "The LORD will fight for you; you need only to be still." God's plan was to fight the battle for them, while they just had to WAIT ON GOD!

How many of you like to sit and wait? No one! These people were in trouble, just like you and I get into trouble at times. God's plan for them was to just WAIT ON GOD and let GOD do the fighting. Next time you are in trouble, ask God and see if He doesn't want to do the fighting for you. Your job will be the same as the Israelites: to WAIT ON GOD!



Astronomical Observation

God is
MAGNIFICENT




Mess Hall

Cloud Pillars (Snack Station)

Popcorn or puffed rice can be used to represent clouds, like the one that lead the Israelites in the desert.

To make a pillar of cloud, dip a wooden stick (lollypop stick) into sticky syrup/tomato sauce/Chinese chutney and then poke it into a bowl of popcorn or puffed rice so that the stick gets coated with the snack. Let the children make their own sticks for extra fun!



Factoid (Space application to discuss during snack)

Space shuttles

Ever since man was able to see the moon he has wanted to travel to it. Think about this amazing point in space travel: Very soon after their "take off" on their way to the moon the astronauts will reach "escape velocity" and turn off their engines and coast the rest of the way. At the point when the motors are completely off, the shuttle is going it's fastest! It is the same with you and I. Often, we think we need to work hard and push to get where we want to go. However, many times God asks us to just sit and wait, like the astronauts have to in the space ship. We have to do absolutely nothing, and let God take care of us. It must be hard for astronauts to be in the middle of nowhere out in the huge expanse of space and just turn off their big rocket engines... trusting that they are going as fast as they need to that way! We can also relax knowing that when God asks us to wait, we are actually moving fast!



Cadet Class

Call Out to God

Review the story, teaching these words in sign language. Then pass out the student books and assist anyone with the puzzles.

See

Move two right fingers away from eyes.



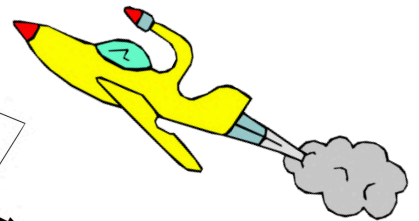
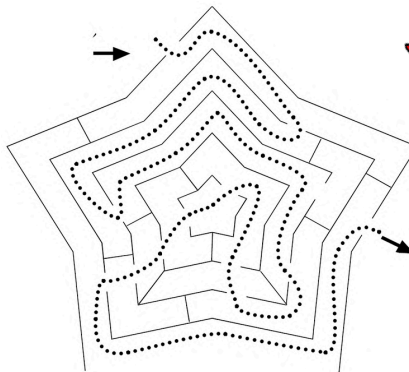

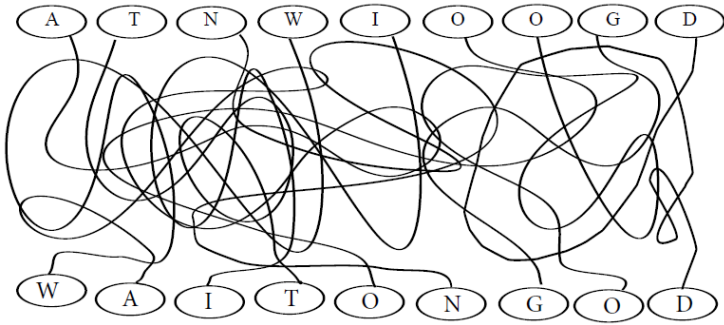
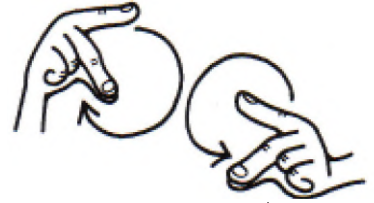
Promise

Right index finger on lips; move to open hand on left fist.



People

With thumb and middle fingers touching, alternately make inward circles.




- | | | |
|--------------|----------|--------|
| SUPERNATURAL | COLUMN | MOSES |
| TESTIMONY | MIRACLES | DESERT |
| FREEDOM | FOLLOW | GOD |
| WAITING | PEOPLE | DAY |
| MIRACLE | FAVOR | FIRE |
| MAJESTY | ISRAEL | FEAR |
| VICTORY | NIGHT | LIGHT |
| CLOUD | | |

Answers to Questions:

1. If the cloud didn't move, what did the Israelites have to do?
Wait on God
2. God used a cloud during the day, what did He use at night?
A pillar of fire

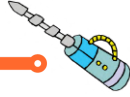




Engineering



Galaxy Express Rocket



Supplies:

- * Copy of a space ship pattern for each student.
 - * Scissors (If students are cutting out their own rockets. Young children will need to have the teacher pre-cut the spaceships so they are ready to assemble.)
 - * Crayons or colored pencils
 - * Tape or glue
- Optional: Glue the picture onto chart paper.
Optional: Stick on stars or tiny bits of aluminum foil to add decorations.



Instructions:

1. Cut out all of the pieces on all solid lines.
2. Color each part.
3. Roll the "Galaxy express" into a tube shape and tape or glue to secure.
4. The fins have tabs that insert to the base of the rocket. Notice that they cross over each other to connect before inserting into the rocket body.
5. Form the cone, overlapping up to the dotted line. Tape or glue the tabs to the top of the rocket.
6. Form the cone, overlapping up to the dotted line. Tape or glue the tabs to the top of the rocket.




Back to the Bridge for games and closing

Paper Jousting

Two children participate, one from each team. The children stand on a piece of wood (2" by 6"). The goal is to knock the other player off the board using rolled up newspapers as if it was a sword, without hitting the other person in the head.

A player is out as soon as one foot hits the ground. The remaining player must still have his balance on the wood in order to win. Don't put the wood up too high, so that no children get hurt. Substitute the rolled up newspaper for anything that is soft and will not be dangerous.






Make a Pyramid

Give 5 children 10 disposable cups each and have them stand at a table. Using only one hand, each child must build a pyramid of cups.
First child to build their pyramid wins!

5th Voyage

Worship God!

Spaceport:
Explotelite



Blast off!

(Opening drama)

Today the robot is acting like he thinks he is the best robot in the world, or even the universe, and wants the captain to praise him for how awesome he is. The captain tries to point out that God is the One who is awesome, not people, but the robot is sure that he is perfect.

The robot is excited that they will be going to the satellite he wanted to go to yesterday, and points out that there is a great movie showing! They will be witnessing the explosion of a star, a supernova!

They quickly get ready for take-off to the space station “Explotelite” which is a satellite. Play around with your skit, showing that the robot thinks he is doing things perfectly, but he is actually making mistakes. For example, while flying the ship, the robot could tease that he can fly with no hands, and then turn to tie his shoe. While he isn’t looking, the captain has to grab the wheel to barely miss a comet that goes flying by!


After not seeing his mistakes for a while, the robot makes a big mistake and feels bad.

The captain shares the word of the day: “Worship God,” and how it is talking about worshiping GOD, not yourself!

The captain teaches the audience and the robot to respond by shouting, “I worship you” with their hands up, waving in the air.

As they approach the satellite, the captain realizes that he forgot to use googlemaps for directions. He doesn’t know how to get to the satellite. They guess some, pray some, turning right, then turning left, and in the end they arrive perfectly at the right space station! Both the captain and the robot notice that God is the one who helped them find their way and they shout together “I worship you” with their hands up in the air.

After landing, they exit the stage, excited to witness a supernova today.



Urgent from Mission Control...

(Main Lesson) **Crossing the Red Sea**

Then the LORD said to Moses, “Stretch out your hand over the sea so that the waters may flow back over the Egyptians and their chariots and horsemen.” Moses stretched out his hand over the sea, and at daybreak the sea went back to its place. The Egyptians were fleeing toward it, and the LORD swept them into the sea. The water flowed back and covered the chariots and horsemen—the entire army of Pharaoh that had followed the Israelites into the sea. Not one of them survived. But the Israelites went through the sea on dry ground, with a wall of water on their right and on their left. That day the LORD saved Israel from the hands of the Egyptians, and Israel saw the Egyptians lying dead on the shore.

Then Moses and the Israelites sang this song to the LORD:



Incoming Message...

(Verse)

“Praise God in his sanctuary;
praise him in his mighty
heavens.” Psalm 150:1b



Message Relay

“Worship God!”

During this lesson, every time the students hear “Call out to God,” have them respond by saying “Lord, Help me!” while they jump with both arms extended towards God.

“I will sing to the LORD, for he is highly exalted.
Both horse and driver he has hurled into the sea.
The LORD is my strength and my defence; he has become my salvation.
He is my God, and I will praise him, my father’s God, and I will exalt him.” (Exodus 14:26-30, 15:1-2)

When we left the Israelites yesterday; they were in trouble and facing their enemies who were chasing them. They wanted to fight or flee, but chose to WAIT ON GOD. They found themselves trapped between the enemy army and the huge “Red Sea.” They were trapped and waiting on God to come to their rescue, and HE DID! Let’s WORSHIP GOD!

God instructed Moses to hold his staff out over the sea and immediately the water started to part in two! The whole huge sea divided and left them a cool dry channel to walk across on dry land! This is one of the most amazing miracles of the Bible. The sea stopped and piled up while over a million people walked across. Then when the Egyptians tried to follow them, God had the sea come crashing down on them, killing them all! This is an example of God fighting the battle for you! There is nothing left to do but WORSHIP GOD for His wonderful miracle. Can you imagine crossing the sea on dry land and seeing God conquer your enemies, right in front of your eyes? The first thing they did was to sing praises to God, worshiping Him for his wonder and might.

That should be our first response to God and his wonder as well, to WORSHIP GOD! When you ask God to help you with a test in school, and HE does, don’t just sit there. Thank Him! When you feel good for doing well on that test, WORSHIP GOD! When you are tired of seeing your parents fighting and you pray to God to give them peace, and they suddenly stop fighting, WORSHIP GOD! When you ask God to see you and give you a project to help at church, and the teacher of a class asks you to be their assistant, WORSHIP GOD. When you ask God to help you avoid or stand up to a bully at school, and the bully and his whole family get moved to another city, WORSHIP GOD! There will always be different answers from God for a variety of problems we face. God is constantly helping us and caring for us, and we need to respond like the Israelites did: WORSHIP GOD!



Astronomical Observation

God is
AWESOME



Mess Hall

Crossing the Sea on Dry Ground (Snack Station)

Using blue food colouring, make either blue jelly or thick blue custard and pour into a large dish to set. If desired, put small chocolate pieces or 'Gems' to represent fish before it sets completely. Remove the centre section to represent the dry ground that the Israelites walked on as they passed through the Red Sea. Make one for display, but prepare small disposable cups of jelly/custard for each child to snack on.



Factoid (Space application to discuss during snack)

Supernovas

Some stars get so huge and have so much inner pressure that they get to the point where they cannot stand the pressure anymore. It builds and builds and builds until the star actually EXPLODES into a million little pieces in space! Scientists call these supernovas. The day that the Israelites were saved from slavery and death through the crossing of the red sea, the gratefulness and joy must have been a huge pressure inside them. I can imagine they had to explode in gratefulness and worship their God who had saved them! Just like a supernova, you and I also have times when God comes to our rescue and we cannot help but explode into worship; thanking God and praising Him for saving us!



Call Out to God

Review the story, teaching these words in sign language. Then pass out the student books and assist anyone with the puzzles.

Sing

Move right hand back and forth in front of left palm



Live

Thumbs and index fingers extended, move hands up body.

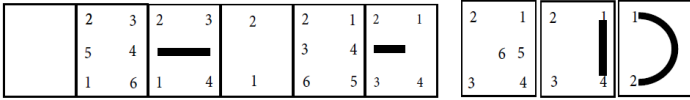


Celebration

Right index finger and thumb touching, make small circles

W	O	R	S	H	I	P					
L	A	N	D	O	T	R	I	U	M	P	H
		M		R	F	A	T	H	E	R	
C	R	O	S	S	O	I	S	O	N	G	
	E	S	E	E	L	S	I	N	G		
	D	E	A		L	E	A	D	O		
	R	S			O	B	E	Y	D		
Y		P	O	W	E	R					

- | | | | | |
|---------|--------|-------|------|-----|
| WORSHIP | PRAISE | LAND | OBEY | DRY |
| TRIUMPH | HORSE | MOSES | SONG | GOD |
| FATHER | POWER | SING | RED | |
| FOLLOW | CROSS | LEAD | SEA | |






PRAISE GOD

Answers to Questions:

1. Why didn't the Israelites get wet when they walked into the Red Sea?
God parted the sea and they walked on dry land.

2. What was their response when they saw God deliver them from the Egyptians?
They worshiped God.






Engineering



Crossing the Red Sea



Supplies:

Printed white paper with verse or copy of preprinted sea. Blue crayons, colored pencils, marker, or paint.

Directions:

1. Color the water parts and the dry ground.
2. Cut or tear along the dotted lines, stopping before reaching the dry ground part.
3. Roll the strips tightly on a stick, pencil, or crayon. Optional: Glue little stones on the seabed.



Back to the Bridge for games and closing

Asteroid Catch

Make 20 "asteroids" out of crumpled up paper.

Teams of 5 children will take turns to play.


Choose one child from the team to stand on a safe chair or a stage, holding a bowl with the asteroids in it. The other 4 children must sit on the floor some good distance from the chair/stage, holding medium-sized bowls on their heads and gently swaying from side to side. Give each child a pair of goggles to protect their eyes from asteroid injuries!

The child with the asteroids must throw them, aiming to get as many as possible in the bowls within a certain time limit, perhaps 30 seconds or 1 minute.

Record how many asteroids are caught and repeat the game with other teams.


The winning team is the team that catches most asteroids in their bowls!

To make this game more difficult - the child on the chair/stage could wear a blind-fold, but an adult should ensure the child does not step off the chair/stage!

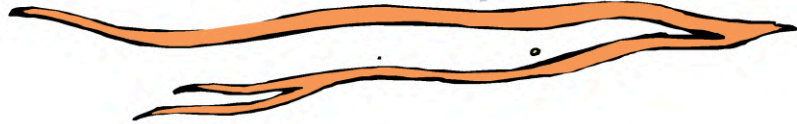



Cake Relay

The idea of this game is to have two children from each team decorate a cake as fast as possible as a relay that is fun to watch for the whole audience. Prepare ahead of time two cakes that have not been iced or decorated. Provide aprons, the icing, some knives and some sprinkles or other ways to decorate the cakes a little. When the leader says go, the children put on the aprons, ice the cake, decorate it, and take a quick bite out of the cake. The fastest team is the winner. As a bonus, provide enough cake to be a fun treat for all the children at the end of your VBS!



Songs



1. Galaxy Express



Let's climb aboard the Galaxy Express
Cause we're children of God and He's the best
We want to see all the greatness of God
He made the world appear with just his voice
If you stay away, you might miss the ride
We're taking off soon so climb inside.

Swerve to the right, woa! Then to the left, Wee!
Hey! Watch out for all those asteroids
We're God's passengers and we want to see
All of the greatness of God.

Swerve to the right, woa! Then to the left, Wee!
Hey! Watch out for all those asteroids
We're God's passengers and we want to see
All of the greatness of God.

2. Whole World in His Hands

He has the whole world in His hands,
He has the whole world in His hands,
He has the whole world in His hands,
He has everything in His power.



He has all the stars in His hands,
He has all the stars in His hands,
He has all the stars in His hands,
He has everything in His power.

He has the Milky Way in His hands,
He has the Milky Way in His hands,
He has the Milky Way in His hands,
He has everything in His power.

He has all the galaxies in His hands,
He has all the galaxies in His hands,
He has all the galaxies in His hands,
He has everything in His power.

He has the universe in His hands,
He has the universe in His hands,
He has the universe in His hands,
He has everything in His power.





3. We are Moving



Pharaoh was a bully and he wanted us as slaves
But Moses soon confronted him and told him there's no way
That we're just going to bow to him and give him everything
Our hearts belong to God and it is Him we're worshipping.

Because we're moving. We're not just standing still.
God's called us to be moving on, we're going to do His will.
We are moving, that's what our life is now
We don't know everything but know that God will show us how.

Our sin is like old Pharaoh who just didn't want our best,
Then Jesus came like Moses and said He would give us rest.
Jesus dying on the cross was for our liberty
So even if we're making bricks, we know our hearts are free.

4. God's Light Shines



God's light shines, all through the galaxy
Cuts through the darkness, shows the way for you and me
Lights up our choices, so we can plainly see
Helps us to know, just what we ought to be

So Jesus, I'm going to give you praise
And with your help, I'll follow you every day.

Ten, nine, eight, launching now so don't be late.
Seven, six, five, we're glad to be alive.
Four, three, two, many things for us to do,
One and Zoom! Excitement in the room.

So Jesus I'm going to give you praise
And with your help, I'll follow you every day.

5. Awesome God




Our God is an awesome God
All powerful and mighty
Conquering with authority
Our God is an awesome God

Our God is an awesome God
All powerful and mighty
Conquering with authority
Our God is an awesome God

You are marvelous and you are glorious
Your love has made me victorious
You took away the fear in us
Now we praise you because you, you delivered us

There is no stopping us. No!
Devel, there is no blockin us. No!
Come on and move your hands with us!
Like this, like that




6. Clouds and Fire



Clouds and fire, the wilderness was their new home,
Clouds and fire, God showed them they were not alone,
Clouds and fire, His awesome presence every day,
Clouds and fire, He led the people on their way.

Clouds and fire, cool by day, warm at night,
Clouds and fire, our awesome God just does it right.
Clouds and fire, He knows our needs before we do,
Clouds and fire, His endless love for me and you.

Clouds and fire, the wilderness you might be in
Clouds and fire, our mighty God will help you win
Clouds and fire, He is aware of what we fear
Clouds and fire, our loving God is always near.



7. I Will Sing to the Lord



I will sing to the Lord forever
His power in His mighty right hand
I will sing to the Lord forever
His power in His mighty right hand


He has thrown into the sea, the chariots of the king
With His mighty power, opened up the sea
The children of God, through the desert the way
To the land God promised, praise His mighty name
Hands in the air, giving glory to the Lord
The joy never ends, we are worshipping our God
And singing this song, so the joy must go on
And to everyone who is here, we say, "Come on!"

He threw in the sea, the chariots of the mighty king.
La la la la la, la la la la la,
La la la la la la la.
La la la la la, la la la la la,
La la la la la la la.





8. Awesome Galaxy



Riding in my rocket ship, around the galaxy
So many stars to see, it's where I want to be.
The stars are beautiful and very cool to see
An awesome galaxy, God made for you and me.

The planets way beyond the atmosphere
Who knows how God made the stars appear?
Amazing God, I can't understand
How you did it all, with your mighty hand.

10. My God is so Great



My God is so great
So strong and so mighty
There's nothing my God cannot do.

The mountains are His
The rivers are His
The stars are His handiwork, too.

My God is so great, great
So strong, strong so mighty
There's not a thing He cannot do.

The mountains He built 'em
The rivers He filled 'em
The stars He made those twinkle, too.

My God is a warrior
So strong fighting for ya
There's nothing my God cannot do.

He made mountains from granite,
And rivers and planets
The moon and the asteroids, too.

9. My Great, Incredible God



My God is great, and so incredible
He's marvelous you know, I'm saying to you.
Magnificent and He's awesome, too.
My great, incredible God
Is extra-super cool.

You are invited to
board the spaceship...


Hey Kids!



An astronomical adventure, where you will discover the greatness of God! There will be snacks, crafts, activities, songs, rockets, and tons of fun. Come and join us!

Where:

When:



You are invited to board the spaceship...



Hey Kids!



An astronomical adventure, where you will discover the greatness of God! There will be snacks, crafts, activities, songs, rockets, and tons of fun. Come and join us!

Where:

When:



Awarded to:

[_____]

For participation in the vacation Bible school "Galaxy Express"

Awarded by: _____

