



START YOUR ENGINES



DIRECTOR'S MANUAL

START YOUR ENGINES

Are you ready for the spiritual race?

1 Corinthians 9:24



Vacation Bible school program from "Children are Important"

Teacher's Book for all ages

Web: www.ChildrenAreImportant.com/engines/

THANKS TO THE WHOLE "CHILDREN ARE IMPORTANT" TEAM!

Editor: Kristina Krauss

Creative Team: Abril Palacios Camacho, Areli Zuriel Salinas Sanchez, Dwight Krauss, Jennifer Sánchez Nieto, Julio Sánchez Nieto, Mike Kangas, Monserrat Duran Díaz, Suki Kangas, Verónica Toj, and Vickie Kangas.

Thanks to Rubén Dario for the wonderful music in this program.

Translation Team: alineviera, Annupama Wankhede, Anton Klymyk, Araz Mammadzadeh, Aroma Publications and Media, Arturo Jr Boron, Blessy Jacob, Carmela Dawn Flores, Chrisbresnahan, David Raju, Ephraim Njuguna Mirobi, Finny Jacob, Geenav, HamidReza Azimi (hamid.azimi1364 at gm#ail com), Heyaudrey, I-clever.com, iqbalman, Jacob Kuruvilla, kamilturk, Karunguru Mwangi, kiran, Maitrayi Mondal, Marco Chu, Marcos Rocha, Mathew Das, Mitesh Mandaliya, mrramlama, Mrs.Geethashree NavaneethaKrishnan, Nassim Bougtaia, nicbenk, Paul Mwangi, Paul Septan, Rana922, Rubina Rai, Safdar Khan, shahroshan15, Talento-Unido, ueritom, Verdia Juliansyah Cancerika, Yeoh Jung Chin, Zeina Mirella Barzaga Arencibia





WELCOME TO THE VBS START YOUR ENGINES!

According to the Bible, our walk with Christ is not just a passive event; it's a race! We and the children must strive to win, and winning this race does not give us a nice trophy on earth that will wear down or get lost in a closet, but an eternal reward:

"Do you not know that in a race all the runners run, but only one gets the prize? Run in such a way as to get the prize. Everyone who competes in the games goes into strict training. They do it to get a crown that will not last, but we do it to get a crown that will last forever." 1 Corinthians 9:24-25

There is an eternal reward for us if we press hard and follow Jesus Christ with everything we have! In this energetic and accelerated VBS, we will see motorcycle racing as an analogy of our life with Jesus Christ.

Like any motorized vehicle, a motorcycle must be in the best condition to compete in races. The engine needs oil to work, otherwise it will be ruined! In the same way, as followers of Jesus, we should practice admitting our mistakes and regretting every time we do something bad. The bike needs new tires for good traction to go super fast on the track. In the same way, we must practice obedience to obtain good traction following Jesus in our lives. As antifreeze is needed in the engine to keep it cool, we need to practice Christ's love for others in our lives, to help us avoid dissension and strife with our brothers in Christ. As a motor without gasoline, we can not do anything without the power of Christ in our lives. And, finally, in a major motorcycle race there will be a stop in the pits with a team of people who will work together to take care of the bike and keep it in the best condition during the race. In charge of this crew is the boss who not only checks the mechanics of the vehicle, but also watches the race and guides the driver through any obstacles. Like the race chief, Jesus Christ takes care of all these things and guides us as our team leader.

You and your VBS team can launch this event with ideas from the station "Garage Crafts," games at the station "Ready, Set, Games!", ideas to make snacks from the Snack Stand, and books for students with fun activities and puzzles in Driving Class. Meet the Mechanic character in the drama. Teach funny lessons that combine racing analogies with Bible stories and learn some words in sign language to make it interesting for children. Use a new attention grabber every day to increase interest, and do not forget the songs with actions! This VBS is a great evangelization tool, so invite as many children as possible to your VBS. The biblical story in Lesson 5 is about Jesus dying on the cross and salvation. Do not forget to invite the children to accept Jesus Christ as their Lord and Savior!

"And let us run with perseverance the race marked out for us."
Hebrews 12:1

May God bless you abundantly as you teach your children to follow Christ with humility, obedience and love, putting Jesus Christ as the head of your team. We pray that many children come to know Christ, and that it is a great blessing for the whole church. Zoom zoom!

Many blessings from the creative team of Children are Important!



HOW TO USE THIS VBS

EXCLUSIVE TO THE DIRECTOR

As the director of the program, we suggest you not be the leader or teacher of any team or class, but put other people in charge of each area of work. When there are problems with lost resources, an accident with a child, a missing teacher or a need to talk to the senior pastor, this is handled by you as the director. You can not do your job as you should if you are also preaching the main message or preparing the snack. Leave all the fun jobs for the brothers of your church.

VOLUNTEERS

Finding people to help you in VBS is easier than for Sunday School because VBS is only a week. Try to involve many volunteers, because doing so will motivate the congregation.

Look for the types of jobs available to be covered by the staff. After doing so, think about the people with the right skills to help you. Choose people who love children, who are reliable and agreeable in their character.

The next step is to go directly to them and invite them to do a specific job in the VBS. Share the vision of reaching the children of the neighborhood for Christ with them. People tend to get involved with all their time and energy if they are personally invited.

PRAYER

Start planning your Vacation Bible School (VBS) with prayer. Make time to approach God, seeking His direction as you organize your event. Ask a close friend of yours to pray as the weeks approach. Gather your team and pray with your pastor.

- Find people to pray during the days of VBS.
- The VBS is a great learning opportunity for the children of your church and also an evangelistic tool. Do not underestimate the importance of prayer for this event.

“The prayer of a righteous person is powerful and effective.” (James 5:16)

TRAINING

Schedule a training session for training all who will participate in the VBS. During that day you will be able to explain in detail how the program will work and you will assign the responsibilities of each one.

CHOOSING A DATE AND PLACE

Choose an appropriate date according to the calendar of the church. Once you have agreed with your pastor, verify that the date does not coincide with other activities that take place in your community that may interfere with the VBS. It is not mandatory to have VBS in your church. You also have the option of doing your VBS in a park in your neighborhood or in a public place to reach more children. When you choose the place, remember that you must leave some time for decoration and cleaning the space.

This program is written as a VBS of 5 days, but you can adjust it to suit your needs. It can be a VBS of only 3 days using lessons 1, 4 and 5, if you choose. The material is made to serve you, not to be a strict rule to follow.



ADVERTISING

You can start advertising about 4-6 weeks before the event. Make sure it is announced from the pulpit and make sure to cast the vision of reaching the children of the community.

- A vacation school is a good first step for evangelism, since people might be afraid to attend church with children, but no one has any problem sending their children to a week-long program for children during holidays. This opens the door to visiting families, and even parents can attend to see what their children are doing. This challenges the congregation to think about the families they could invite.
- Invite people to get involved in advertising by distributing invitations, brochures, etc. Make sure you have enough advertising material.
- Place some posters in different places (stores, public places). You can even have a competition to reward the person who brings the most guests to the VBS. (The prize can be a dinner or some other token).

REGISTRATION

Encourage registration before your event. This will help you to have an estimated number of attendees so you can plan to have enough materials for everyone. A careful record will also help you keep a list of children and families so that in the future other evangelistic events can take place.

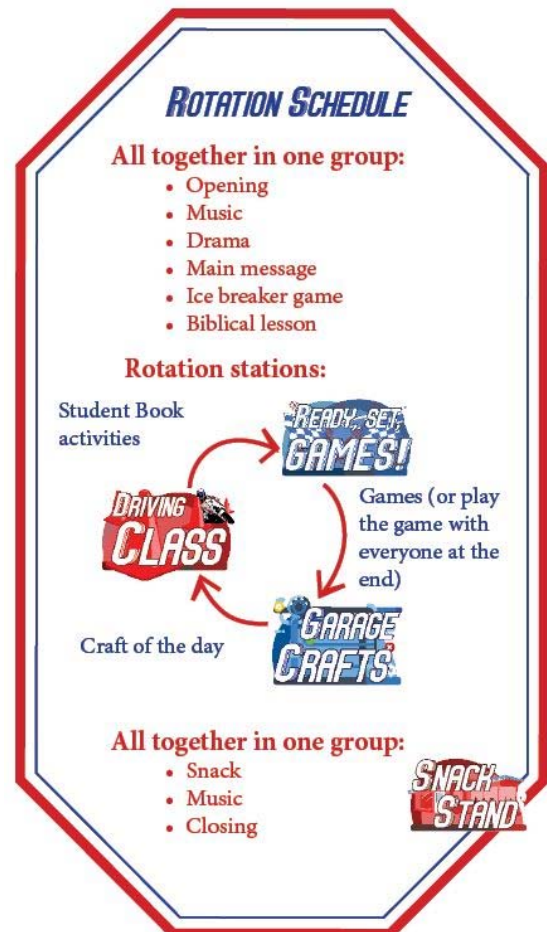
ROTATION STATIONS

This VBS can be used to your liking, but it is written to be used with a rotation program of three stations at a time. This means that you divide the children into three groups, and the groups rotate through the three stations, even if the stations are all located in the same sanctuary area. Each station lasts 20 to 40 minutes, and each station is repeated three times so that each group goes to each station once a day. The easiest way to divide children is by age, and this also helps for the student's books:

- Easy (4-6 years)
- Medium (7-9 years)
- Difficult (10-12 years)

We have another Advanced age group (13+ years) if your older children would like to participate in the VBS. You can divide the groups for rotation stations according to the number of students in each age group, or have only Class and Craft stations with the Games activity toward the end of the day.

Our favorite way to rotate through the stations is to play music when it's time to change, so there's a lot of energy as students move from one station to another. The beauty of using the stations is that the teachers do not need to prepare too many things, but they prepare one part of the class, and they repeat that 3 times. (It's a little less work for each teacher).





ROTATION SCHEDULE

All together in one group:

- Opening
- Music
- Drama
- Main message
- Ice breaker game
- Biblical lesson

Rotation stations:

- Student Book activities
- Craft of the day
- Games (or play the game with everyone at the end)

All together in one group:

- Snack
- Music
- Closing

TRADITIONAL SCHEDULE

All together in one group:

- Opening
- Music
- Drama
- Main message
- Ice breaker game

Time in classrooms:

- Bible lesson
- Student books
- Crafts
- Snack

Together for games

All together in one group:

- Music
- Closing

ICEBREAKER GAMES

Icebreakers are short games that you can play with your students in their spare time. These will help students integrate and connect with one another in a group setting. Icebreakers can also help improve teaching by encouraging cooperation and participation. They can provide positive encouragement for the study and discussion in small groups by:

- Helping a new group get to know each other.
- Helping new members to join a group.



TRADITIONAL SCHEDULE

All together in one group:

- Opening
- Music
- Drama
- Main message
- Ice breaker game

Time in classrooms:

- Bible lesson
- Student books
- Crafts
- Snack


Together for games

All together in one group:

- Music
- Closing

DRIVING CLASS
GARAGE CRAFTS
SNACK STAND
READY-SET GAMES!



- 
- Helping young people feel comfortable together.
 - Encouraging cooperation.
 - Encouraging listening to others.
 - Encouraging team work.
 - Encouraging young people to leave their cliques.
 - Developing social skills.
 - Building a relationship with leaders.
 - Creating a good environment for learning and participation.

Your students will not enjoy listening to the Bible story directly after hearing the main message! It is an overload of talking and preaching. We have divided the "talk" with an icebreaker game in each lesson. Use these games to help your students pay attention and learn the lesson each day!

GAMES

There are two games provided for each lesson for school children in this material. One game is relay style with teams, and the other game is individual, where children compete a single child wins. You can use the games to add fun to VBS so that the children want to return every day. If you are interested, you can also form groups and give points for teams that win the games.



EXTRA IDEAS

DOOR DECORATIONS

Decorate the door of your classroom as the finish line to be the start of your class, or decorate with motorcycles representing each of the children in your class. You can use construction and other special paper to decorate.



TRAFFIC LIGHT

You can make this yourself.


You only need:

- A cardboard box
- Some cans
- A stick to hold it



PAPER CURTAINS

Place them on doors or windows.



BALLOONS


Decorate the classroom with different balloon designs from cones, traffic lights, tires or arcs to feel the thrill of being on the race track.





PAPER CIRCLES

Make these from colors or designs that suit you most, using different sizes.



STREET SIGNS

They will add a lot of fun and help create the perfect atmosphere.



MOTO SELFIE

This is an excellent opportunity to take pictures of the children.



MOTORCYCLE

You can make this using only cardboard boxes.

TIRES

You can decorate with recycled tires just by adding details.



1

RECONOGNIZING MY SIN

Bible Story: Peter Repents / Matthew 26:69-75, John 21



VERSE

"If we confess our sins, he is faithful and just to forgive us our sins and to cleanse us from all unrighteousness."

1 John 1:9

DRAMA

The Lying Mechanic

- A mechanic enters, removing the grease from his hands with a rag and laughing very loudly. He sits on a sofa and starts to take a drink. He tells the children what his life is like: He is a very good mechanic called Greasy. He also tells them that he has a beautiful wife, a good but rebellious daughter, a very nice and obedient puppy, and mentions where he lives. (Mention a city in your area)
- He starts to laugh again, he is very happy, so he wants to share with the children why he is so happy. Something happened 10 days ago; a client brought his car in to change the oil. Instead of giving him new oil, the best and the most expensive, he gave him used and waste oil. He thought that the man was not going to realize it and thus get more money.
- At that moment, the customer enters, angry and running towards the mechanic, ready to give him a good beating. The mechanic jumps and hides behind the sofa. The two run for a while in front of the children in a battle, screaming, the mechanic says he has not done anything wrong.
- The screaming customer tells the mechanic that his engine broke down in the morning and that, when checking it, everyone said that it broke down because the oil had not been changed in a long time. The client insisted that he had changed the oil, but nobody believed him because the oil was very old. The man keeps yelling at the mechanic and tells him that he has to replace the engine with a new one. The two go out screaming and running. One of the teachers comes out saying, "later we will see the end."
- Someone passes with a sign that says, "Later...." Now the mechanic enters with a repentant heart, talking to the client. Greasy admits that he used used oil and apologizes to the customer. He offers to replace the engine with a new one, in exchange for how badly he did.
- The customer accepts and forgives the mechanic. They walk and embrace. The mechanic slaps his new friend on the back and the customer slaps him back a little stronger. A little nervous, but laughing, the mechanic gives him another even stronger slap, and then the client responds with an even stronger one. The two begin to laugh and leave.

ATTENTION GRABBER

Speaker: "It's race time!"

Children: "Beep! Beep! Beep-beep!" (fist hitting hand with each beep)

"Oooooooh" (arms begin straight down and move up for 3 counts) "Yeah!" (arms jolt back slightly in motorbike handle position)



MESSAGE

Children, welcome to the start of this special VBS, "Start your Engines!"

Today we will be looking at the importance of oil in the engine. On a motorcycle, or any car, oil is very important, because if you run without oil, you can ruin the entire engine! This will stop you completely. It is very sad to lose the entire engine, when all you had to do was check the oil and make sure you have enough. The oil in the engine gets more and more dirty with time, then at some point we have to change it and put new oil. From time to time check the oil, sometimes you will have to buy more, but you save the time and money that you would spend if you ran out of oil and damaged the engine.

Getting caught in a big sin is as if we damaged the engine of our cars. Many sins have great consequences, even after God forgives them. Some sins will cause you to go to jail for a long time, others will cause your family to kick you out of the house, and others will cause you to leave school. The best way to avoid these costly mistakes is to always be willing to admit that we are wrong, even in small things.

Absolutely no one wants to admit that they have done something wrong. It is in our human nature to think that we are always right, and that we never make mistakes. But this is not the truth. We make mistakes all the time, some bigger than others. Today we will learn about a man in the Bible, Peter, who made a mistake. He was caught sinning, and if he had continued like this, he would have ruined his life.

Instead, Peter accepted his sin and repented before God. This action returned him to the race of life and got him back on the track. Peter became a powerful man in God. God loves you and has special plans for your life. He wants you to be a powerful man or woman in Him, just like Peter in the Bible.

But for you and I to win this race, we have to learn from Peter's lesson; admit when we are wrong and repent. In order to win, we have to admit that we are really wrong and that we are not perfect. Then we confess our sin to God. He will forgive our sins and cleanse us, which makes it so much easier to stay clean and follow God.

But since we are not perfect, we sin again and start the process again. Like a motorcycle that will always need new oil in its engine, you and I will always need to acknowledge our sins before God. This is not a one time thing, but it is a constant practice that we have to adopt if we want to win the race. I am not talking about salvation having to be done over and over again, but about **ADMITTING THAT YOU ARE WRONG**. This practice will keep the "oil" of your engine clean, and you will go farther in the race of life!



ICE BREAKER GAMES

Fruit Basket Upset

In this icebreaker, the intention is to get to know the names of the students who attend the VBS; a fantastic idea is to include all the people that participate in the VBS. Have the children sit in rows and there will be less problem performing this activity.

Each student in the line will say his name out loud. Both the first row and the last row should pay attention to the names. The teacher will point to a participant say the name of a fruit such as orange, lemon, cantaloupe, watermelon or fruit basket. The participant should say the name of his partner, according to what the fruit indicates.



Example:

Orange: The name of the partner that you have on your right

Lemon: The name of the partner that you have on your left

Cantaloupe: Say your own name

Watermelon: The name of the person in front

Fruit Basket: Everyone changes places

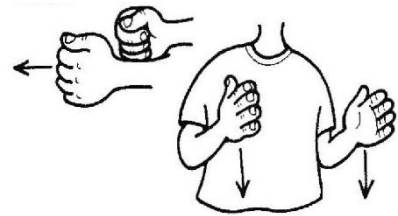
You can walk between the rows to point out the students or participating staff. The most fun part is saying “fruit basket upset” and making everyone move.

BIBLE LESSON

Peter Repents

1. Peter was a disciple of Jesus, this means that he was a person who followed Jesus to learn from him. Jesus told his disciples, “Come and Follow me.” Peter loved Jesus very much. He was the first of the disciples that told him, “You are the Son of God.”

At the word, disciple: Close your hands, putting them in front and when lowering them, open them.





2. After having been with his disciples for 3 years, he told them he would be arrested and sent to his death. Jesus also told his disciples that they would flee and that they would say they did not know him. Peter stood up and said: “I will never say that I do not know you,” and the rest of the disciples said, too, “We will never say that we do not know you.”

At the word, never: Turn your hand in a semicircle and lower your arm to the right.

3. The three things happened as Jesus had told them. The soldiers arrived and arrested Jesus. All the disciples ran, but Peter followed him from afar to see what was happening to him. When Jesus was being interrogated in the house of the High Priest, Peter was outside warming himself by the fire since it was very cold, when suddenly a servant girl said to him, “You were with Jesus,” then Peter answered, “I don't know what you are talking about.” Another girl told a person out loud: “he was one of the disciples of Jesus,” and Peter answered, “I am not,” (even when he had recently said that he would never deny him). Moments later someone said, “I'm sure you're one of his disciples, you are from Galilee,” Peter said a few bad words, and then said, “I don't know what you mean.”

At the phrase, I don't know: Put your right hand fingers on the forehead and turn it upwards.



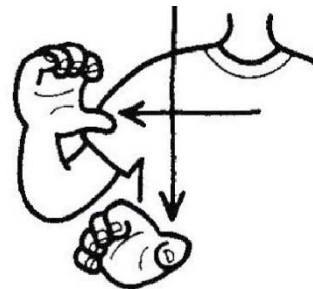


4. Just then, a rooster sang; Peter then remembered what Jesus had told him, "Before the rooster sings you will deny me three times." Peter started to cry because in the presence of other disciples he had said that he would never say that he did not know him. And now it was three times that he had done it. Peter was very sorry. Peter knew that was wrong. Peter may have asked, "Now what am I going to do? I do not know what to do".

At the word, rooster: Put the thumb of your right hand to your forehead, lifting the next two fingers up.

5. A few hours later, Jesus was crucified. He died on a cross to pay the price of sin. All the disciples were very sad, but, where was Peter? He was hidden, repentant and fearful. He had done something wrong. Three days later, Jesus rose again (he came back to life). He was not on the cross anymore, nor he was dead in a tomb, and one of the first things that Jesus said was that they inform the disciples and Peter to meet him in Galilee.

At the word, cross: With your fingers curved inwards and your thumb straight out, form a cross, first from top to bottom and from left to right.



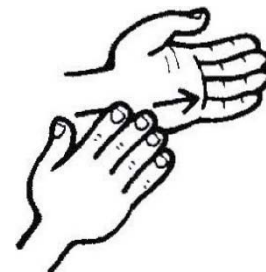
6. "Uff, that's fine," said Peter and he began to feel better. When Peter was in the presence of Jesus he would feel more than happy. All those days, Peter thought, "I don't know what to do." One of those days in Galilee, Peter told the other disciples, I am going to fish, and they went with him. They got to the lake and they fished all night, but they did not catch anything. Someone from the shore told them to throw the net to the right (as it was still dark, they did not know who it was). When they threw it to the right they caught many fish.

At the word, fish: With your hands closed, put your left on the right and move them from top to bottom.



7. "It's the Lord," yelled John. When Peter heard that, he threw himself into the water and swam to get to Jesus faster. Jesus wanted Peter to know that he had forgiven him. Jesus told Peter, "Feed my sheep, feed my lambs." Jesus wanted Peter to tell others about his love for him. Jesus was not finished with Peter yet, he had to do important things in his life. Best of all, Peter knew that Jesus had forgiven him and that he could start a new life.

At the word forgiven: Carve your left hand the fingers of your right hand.



8. You can apply this story to your life because you, too, are a disciple of Jesus, just like Peter, and you follow the path. It is never too late to confess your sins to Jesus. Even if you also say "I don't know what to do," the important thing is that you do not lie and hide. There probably will not be another rooster by your side to remind you of your sin, but now you know that Christ died on the cross to forgive all your sins. And now He wants you to become a fisher of men. The best part of confession is when Jesus jumps with joy and forgives you.

(All actions)



ROTATION STATIONS



Divide into 3 groups to move to the stations

GARAGE CRAFTS



Motocross Track

Distribute to each student:

1 sheet with the path printed

A little sawdust and/or glitter

- Cut out or detach rectangles and motorcyclists.
- Take the rectangles and fold over the lines marked in one direction, making two tabs for each rectangle.
- Place some glue on the bent tabs, and glue them on your pathway wherever you want, making a small bridge.
- Place some glue on your entire track, then add sawdust and/or glitter on the glue to simulate a motocross track.
- Finally, color your motorcyclists, play with them or stick them on your track.



SNACK STAND



Chocolate Pudding/Custard with Cookies

Ingredients:

- Chocolate Pudding/Custard
- Cookies
- Plastic Spoon

Instructions:

1. Open chocolate pudding/custard
2. Open cookies package
3. Break the cookies into small pieces
4. Put the pieces of cookies in the custard.
5. Stir the cookies in the pudding/custard with a spoon.

Now you can enjoy eating dirt as if you were in the front row!!



DRIVING CLASS



Welcome to the “driving class” where we will work on our student books. Why don’t we start the class by repeating together the lesson of the day with the verse of the day? Let’s start!!!

QUESTIONS AND ANSWERS

1. What happens if I do not want to repent?

In your heart there will be no peace because God in his word calls us to repentance, and He forgives us and cleanses us just as He did in the Bible.



2. Can I ask for forgiveness at anytime and anywhere?

Of course, it is one of the best things we can do. Whether you are at school or stay at a friend's house, God listens to you wherever you are.

3. If I apologize to someone and they do not forgive me, what I do?

You are not responsible for the actions of other people, you are only responsible for what you do.

4. Where was Peter from?

Peter was from Galilee

5. What was Peter's work before he became a disciple?

Fisherman

DRIVING CLASS ANSWERS



HOW IS PRAYER LIKE THESE IMAGES?

Mobile Phone

I can talk to God in prayer, like making a phone call. God can send me a text message and I can read your text in my Bible. Even if I don't feel it, I can still leave a message. He will receive it.

Sink


1 John 1: 9 I can confess my sins and be cleansed. I can go to Him in prayer when I am spiritually thirsty.

Electric cable

It is useless unless it is connected. Connecting to God in prayer can provide me with power.

Rooster

Like He did with Peter, God can speak to me using anything.



What could she be praying for and asking forgiveness for? Draw it in the thought bubble.



C	G	D	O	D	E	I	N	E	D	B	G
O	A	I	S	A	B	S	S	I	C	I	A
N	L	A	E	M	S	I	N	H	F	B	L
S	I	G	R	A	I	S	A	A	O	L	R
E	L	E	V	G	B	N	E	R	E	E	I
Q	E	M	A	E	G	R	M	F	T	L	L
S	E	C	N	E	U	Q	E	S	N	O	C
N	P	L	T	M	D	A	O	T	P	O	M
C	A	D	M	I	T	O	S	N	E	O	C
E	E	V	I	G	R	O	F	Q	U	P	G



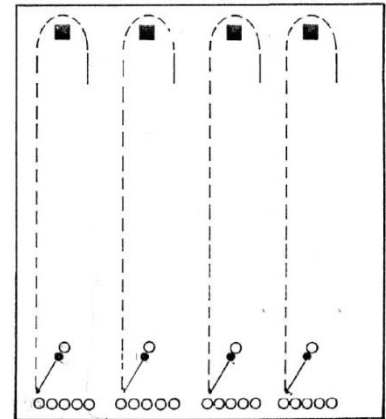
READY, SET, GAMES!

Crash Race (a game for Individuals)

All teams can participate. A child from each team is chosen to be the one who will tag others. To eliminate a child, tag him 2 times. When the teacher says, "Go", the chosen child should chase everyone trying to tag them, when this happens, the tagged child should put a hand where he was tagged. For example: if tagged on the back or leg, he should put a hand on his back or leg and continue running, trying to escape. As long as they have a free hand they continue in the game. A child is eliminated when tagged a second time. They put their other hand where tagged and remain without moving until the end of the game. The winner is the one who is not eliminated. The winning team gets a point.

Ball Race (a game for Teams)

1. The VBS teams must each choose a leader.
2. The members of each team form a line about one step apart. The leader is two steps in front of the others.
3. Each leader is given a ball (crushed paper, for example).
4. Place a marker several meters from the starting place (a chair, for example), which they run around in the race.
5. The game begins when the leader throws the ball to the first member of the row. That person runs to the marker with the ball, goes around the marker and returns. When he reaches the row with his teammates, he must throw the ball to the leader. Then he should sit down.
6. The leader will throw the ball in the same way to all the members of the team. When all the team have sat down, he must also run around the marker.
7. The game ends when the team leader arrives and sits in line.
8. The team that ends first will be the winner.
9. To play again, assign a different leader in each team.



CONCLUSION



What a wonderful first day of our Vacation Bible School! We have enjoyed a great time and learned how Peter made a great mistake in denying his Lord when he was under pressure. But he overcame his sin by acknowledging and confessing it. We can all learn from Peter and recognize our mistakes and confess our sins on a regular basis. In this way, we can keep the "oil" fresh in our engines and run the race of life to win!





OBEYING GOD

Bible Story: Noah Obeys / Genesis 6:9-14, 7:1-24



VERSE

"We know that we have come to know him if we keep his commands." 1 John 2:3

DRAMA

The Change

- The mechanic is sitting at the table and his wife is serving breakfast when his daughter comes in. The girl is kinder than usual and gives each one a high five and the three of them freeze.
- An announcer enters and informs the children that the mechanic and his wife do not know it, but that they have changed their rebellious daughter for a good, Christian daughter. He then says, "We will see the difference." The mechanic and his family unfreeze and continue with the drama.
- The first thing that the mother notices is her daughter's clothes. She asks if they asked her at school to wear a costume. She also asks her where she left her nose piercing and the clothes she normally wears. The daughter brings a newspaper to her dad along with his coffee.
- She talks about how she finished her homework and how she studied for the exam at school. The mechanic asks her if she needs money for something, but she tells him no.
- The parents talk about how they like their daughter more like she is now, and how much happier they stay with her. While leaving, the daughter takes a gift to give to her teacher.
- As she leaves, the mechanic and his wife sit, amazed, wondering what could have happened. The mechanic thinks, "Who is this girl, and what did she do with our daughter?"
- The announcer returns, saying that they did notice the difference; it was clear that they liked the change. The announcer ends by giving an suggestion to exchange rebellious children for Christian children.

ATTENTION GRABBER

Speaker: "Will you obey God?"
 Children: "I will..." (clap, clap with "I will" then tap both hands to legs)
 "I will..." (clap, clap with "I will" then tap both hands to legs)
 "I will obey God!" (clap, clap with "I will" then tap both hands to legs twice with "obey" then point up with "God")

MESSAGE

Welcome back to the race, children... and to the VBS "Start your Engines!" Today we will learn about another important part of racing bikes: the tires. In a race, the tires on the motorcycle are very important! Obviously a motorcycle can not run without them, but good traction is also important!!! Good traction from the tires helps the bike hold onto the pavement better, so that you do not slip on the track. In a race, they put NEW tires on the bike before starting. Because of this, they are sure to have better traction for the next lap on the track.



Obedience to God in all respects is like having new tires on your bike, and having good traction on the race track. If you really want to get to a place in life, and you want to do something GREAT for God, you need traction. This means that you need what? OBEDIENCE! The world tells us that we have to take a stand, and believe in ourselves if we want to do something great, but God teaches us that we need to be obedient and follow his commandments. Instead of believing in ourselves, we need to believe in the wonderful God we serve. He loves us so much, he wants us to get somewhere significant in life! Obedience will ensure that we have wheels to put action in our lives. Today we will learn a lesson about the obedience of a wonderful old man, Noah. He obeyed God even as the years passed, and there was no reason to obey God. But what does this mean for you and me?

We know what it means to obey our parents - it means doing what they say. But what does it mean to obey God? How can we know what He wants when we do not see or hear Him? The main way we can be obedient to God is by obeying His commandments in the Bible. There we will find many lessons on how to live and how to treat others, just as Jesus did. Also, God has placed authority over us for our good. Therefore, we also obey God when we obey our parents, our teachers, or our pastors. Sometimes, God also gives us a personal order. Sometimes, in our spirit we know that we have to help someone, give something, or be kind to someone. Whenever we find a specific mandate in the Scriptures as a commandment from God, and our parents or the pastor agree with this, we will know that we can follow that commandment, and this will bring joy to God. We will do something special with our life by obeying God; we will put some new tires on our racing bike... and we will get some traction in life. Let us follow God and the example of Noah by obeying the Bible, our authorities, and the voice of the Holy Spirit within us. Boys and girls, run this race to win with some traction!

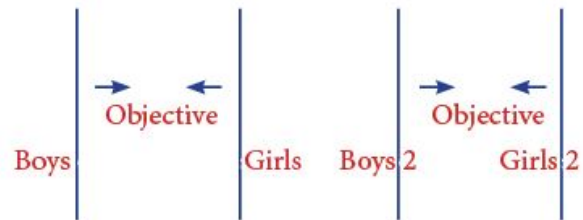
ICE BREAKER GAME

Electricity

Divide your students into two or four teams. How many teams depends on the size of your group. Make lines facing each other. Place an object between the lines. Students hold hands with the person next to them. The leader will take the hands of the first boy and girl of each team (you need one leader for every two teams).

The leader will squeeze the hands of the first child of each

team. When your hand is squeezed, you should squeeze the hand of the next person in line and so on as fast as you can. The first team to finish and take the object placed in the middle wins. If you want to add more excitement, close your eyes.

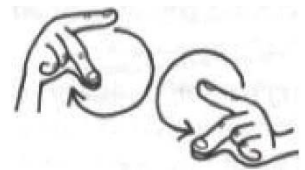


BIBLE LESSON

Noah Obeys

1. After God made the world, people began to multiply and there were more and more people. It was much more than at that time could be counted, but people forgot that God had created them. They also forgot to obey God and only acted in their own self-interests; lying, wounding and even killing others. They did not care what God wanted and that saddened God.

At the word, people: With your middle finger and your thumb touching, make alternating circles.






2. In the middle of that disobedience there was a person who loved and obeyed God. His name was Noah. One day God decided to put an end to all of the disobedient people by using a flood. So God spoke to Noah and told him that he would send a big storm. At that time it had never rained on earth and Noah did not know what it was to rain. It must have been hard for Noah to obey something he did not know or understand. God told Noah, "It's going to rain until the whole earth is covered with water, but I want you to make an ark, (a very large ship) for you, your family, and the animals that I have created to enter and be safe in."

At the word, obey: Hold your fists close to your forehead; lower them with your palms up.

3. God told him exactly how to build the ark, what kind of wood he would use and how big he would make it. The size was bigger than a football stadium. Noah started working with the wood by cutting and nailing it. Noah and his family worked many, many years to make that gigantic ship. Can you imagine obeying God for years and doing something you do not understand, and wondering how God will fulfill what He has promised?

At the word, God: Right index finger upwards; Lowering and opening the hand on the chest.



4. One day God said to Noah, "Enter the ark with your family and let all the animals enter with you." Again Noah obeyed, he loaded food for all the animals and for his family. God sent all the animals and they climbed into the ark, from the largest to the smallest. At the end, Noah and his family entered. Suddenly he started to hear a pitter-patter, the rain began to fall and as it was getting stronger, God closed the door.

At the word, family: With the thumbs and the index fingers touching, make an outward circle until the hands touch.

5. The rain was already very strong, the puddles grew bigger, soon the earth was covered with water by the flood and the ark began to float. (draw the surface of the water with the clouds). It rained for 40 days and 40 nights. The rains were so strong that even the largest mountains were covered by water. Until one day dawned and everything was calm, the rain was over. (draw the sun) It took almost a year for the earth to dry completely. One day, God told Noah that his family and the animals could leave the ark. What an exciting day to be able to be on earth again! Noah and his family could run, stretching their legs in full sunlight.

At the word, rain: Cup raised hands; Make circular movements to the sides.



6. The first thing that Noah did was to thank God for keeping them safe. God was pleased with that gratitude from Noah and also promised that he would "never again destroy the earth with water." So to remind us of that



promise, God put a beautiful rainbow in the sky. I think that God was very happy with Noah for obeying him, even though he did not understand everything God was asking of him. Every time you see the rainbow, remember that God puts it as a sign that he would never destroy the earth with water again. It may be difficult for you to obey God, but remember that He will help us if we ask Him. He loves us and wants to show us his love every time we obey him. At the word, thank: Place the fingertips of both hands against your mouth and extend forward and downward.



ROTATION STATIONS



Divide into 3 groups to move to the stations

GARAGE CRAFTS




Biker's Helmet

Distribute to each student:

- 1 sheet with the printed helmet containing the biblical text
- 1 piece of blue foamy or paper
- 2 pieces of yellow foamy or paper
- 1 piece of green foamy or paper
- 1 safety pin

Instructions:

- With the foamy / color paper and the printed helmet, make the pattern.
- When you have it just right, glue them in place.
- Attach a safety pin so they can hang them on their clothes.



SNACK STAND



Apple Car

Ingredients:

- Apples
- Raisins or purple grapes
- Toothpicks

Instructions:

1. Cut the apple into crescents (semi-circles)
2. Place the apple pieces in their crescent shape face down.
3. Push the toothpicks through the apple, one in back and one in front.
4. Put the grapes or raisins on the 4 tips of the toothpicks, simulating the tires.

Ready!! Now we have a delicious car.



DRIVING CLASS

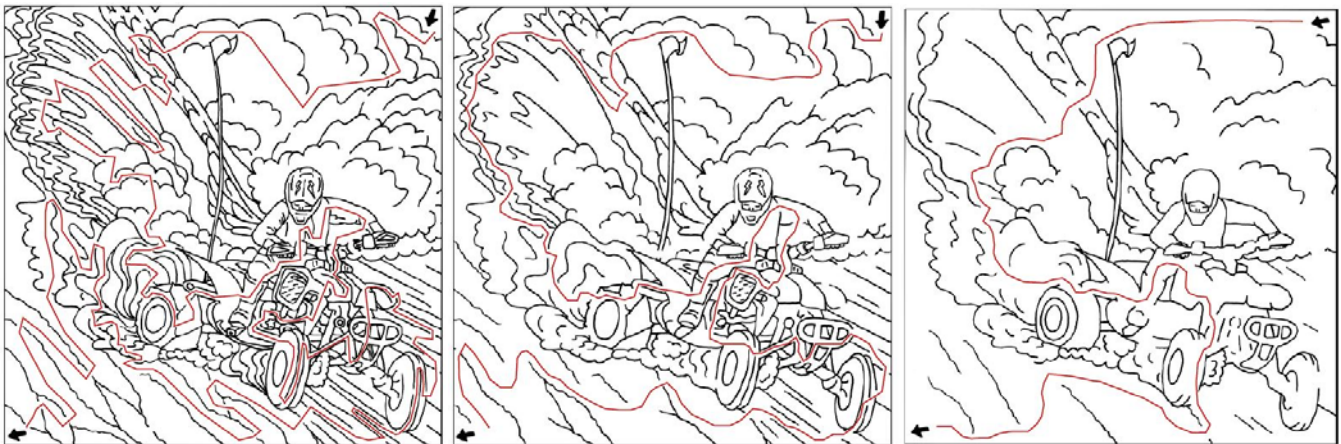
Welcome to the “driving class” where we will work on our student books. Why don’t we start the class by repeating together the lesson of the day with the verse of the day? Let’s start!!!

F	T	D	L	R	O	W	O	B	N	O
L	R	E	S	I	M	O	R	P	S	E
O	A	E	L	B	I	B	E	O	A	
D	C	A	F	U	N	N	R	E	C	R
A	T	S	L	A	M	I	N	A	Y	T
N	I	G	O	L	T	A	B	I	D	H
I	O	C	O	V	E	R	E	D	A	E
D	N	R	D	L	I	U	B	O	C	R
M	C	A	V	O	R	D	N	B	E	Y


CONSULT THE BIBLE AND MARK WHETHER THE STATEMENT IS TRUE (T) OR FALSE (F).

1. Noah live 350 years after the flood (950 years total). Gen 9:28-29
2. God gave Noah the rainbow to promise that it would never rain again. Gen 9:12-16
3. There were 14 of each clean animal in the ark. Gen 7:2
4. We do not know who Noah's ancestors were. Gen 5
5. Methuselah (the oldest person in the Bible, 969 years) was the grandfather of Noah. Gen 5:25-28
6. It took more than 100 years to construct the ark. Gen 7:6
7. There was 1 pair of each type of bird in the ark. Gen 7:3

T F
T F
T F
T F
T F
T F
T F



Can you find 2 of each animal? Circle the animals that are still waiting for their partners. Without looking, how many animals can you name from this image in 1 minute?



QUESTIONS AND ANSWERS

1. What happens when my parents are not fair?

Life is not fair, for example, if there is an earthquake, it affects people who are in the area whether they are good or bad. Injustice often happens, even in our own homes. Wouldn't there be a way to obey our parents, even if they ask us to do something wrong? God sees everything, even if our parents do not see it. One example: lying.



2. Has God ever asked you to do something? How did you know it was from God?

Sometimes we feel we have to go to help someone, or we feel that someone is nagging us, or constantly reminding us of about something that we need to do. God is reminding us because even when we try to forget, we can not.

Sometimes we dream at night about something we should do.

3. Do you see yourself as obedient to God?

Try to have an open discussion with your children, where nobody judges another. Share your own mistakes and failures to help them open up as well. Discuss what actions show obedience and what actions show disobedience.

4. How many people entered the ark?

Eight.

5. What were the names of Noah's children?

Shem, Ham and Japheth

READY, SET, GAMES!

Tow truck Catching (Individual)

Before playing:

- Designate a child (the tow truck) who will hook the motorcycles (the rest of the children).
- Set boundaries to the game space.

To play:

The motorcycles stay within the established boundaries and the tow truck will run, trying to hook them. When he hooks a motorcycle with his hand, that motorcycle will hook his arm to the player. With the motorcycle hooked on his arm, the tow truck will try to hook each of the remaining motorcycles to form a chain.

If someone leaves the established boundaries, they must hook themselves to the tow truck.

Note: When the group is large, it may be necessary to form 2 chains and there will be 2 tow truck to facilitate the catching of motorcycles.

Relay Race (Team)


For this relay race, tie two children together by one foot each.

Form teams, trying to keep the numbers of tied-together participants the same in each team.

Make a track in the playing area, one for each team.

At a signal, the first couple runs around the track, then the second, and so on, until the whole team has run.

The team that ends first wins.



CONCLUSION

What an exciting day at our Vacation Bible School! We had a great time and we learned that Noah not only heard the voice of God, but also had good traction on his tires in his life by obeying the Word of God. We can all learn from Noah and obey God regularly in our lives. In this way, we can keep good "tires" on our "bikes" to accelerate quickly and run the race of life to win!





GENUINE LOVE

Bible Story: Ruth Loves / Ruth 1:1-4:17



VERSE

“For this is the message you heard from the beginning: We should love one another.” 1 John 3:11

DRAMA

Love

- The mechanic enters talking about a client who pulled his motorcycle to the workshop because it overheated. Smoke is coming out of the motorcycle. The mechanic begins to work, muttering, “It would not have heated up, if he would have used antifreeze for the poor engine. Now I don’t know if I can fix it.”



ATTENTION GRABBER



Speaker: “Rev it up!”
Children: Triple-clap
Triple-clap
“Vroom, vroom!” (arms like revving motorbike)
“Let’s Go!” (right fist in air then left fist)

- Just then, his little dog enters and starts talking with him. The mechanic looks around, surprised and looking for who is talking to him. He spends some time looking until he realizes that it is the dog who is talking to him.
- The dog proves that it is really he who is speaking to him by telling him several stories that only his dog could know. "Do you remember the time your wife made you a very special dinner and you told her that it was the most delicious dinner of your life, and after trying one spoonful, you gave me the rest of it?"
- Finally, the mechanic believes the little dog, and they start talking about how all dogs can talk, but they hide it. While they talk, the mechanic is still working on the motorcycle.
- The mechanic understands that the reason that his puppy spoke was because today he wanted to thank him for all his love and care, then take some time for affection and hugs. Then the puppy leaves.
- The drama ends with the mechanic saying that the engine is dead because it overheated and that the owner is going to have to buy another engine.
- When the mechanic leaves, he says, “If he had only taken care of his engine with antifreeze, it would still have a lot of life left.”

MESSAGE

Hey kids ... are you ready to rev up your engines???

Who will win this race anyway? Can you take your motorcycle to the limit? If not, you had better leave the road, because the motorcycles are really at their best in the race.



When running, the engine of the motorcycle becomes very hot... and antifreeze is very important to protect the engine from overheating. So today, we will learn about antifreeze! This is a liquid that you put in the radiator instead of water. This circulates throughout the engine, and keeps it cool, even while running at incredibly high speeds. Without this, the engine overheats and starts to smoke, sometimes even catches on fire! There is no way to win the race on a motorcycle that overheats. How does this apply to our spiritual life? Love in a Christian's life is like antifreeze for a motorcycle. There will always be tension between people. God made us all unique with many differences of opinion and character. When we do not have love in our lives, we can get into fights and misunderstandings. Have you ever seen two people who normally get along get into a fight? Yes, everyone! Even in the best churches, problems arise and God expects us to show love for each other. Without Love, the smoke will begin to emerge from our life, or from our church, and a fire could start. And most importantly, if you and I do not show love to others, we will overheat and we will not be able to win the race.

Why is antifreeze so important? Well, the Bible makes it clear that love is the main characteristic that we have to apply in our Christian life. What does it mean to show love to others? 1 John 3:16 helps us understand love: *"This is how we know what love is: Jesus Christ laid down his life for us."* The Bible says that we, too, should give our lives for others, but how? This means taking the smallest piece of cake, offering to let your friend play first at the arcade, helping your parents even when they have not asked for it, waiting for a friend after school, being nice to someone at school even when they are not being very nice, and much more. In how many ways can we show real love to others? The list is infinite! After having discovered the way to show love, we must realize its importance. It's not just something we need to do along with the list of religious things we do: attend church, give offerings and obey our parents. Jesus makes it clear in the New Testament that your "religion" does not work if you do not have love for others - giving your life and putting others first.

Today we are going to take on an impressive racing driver ... Ruth. She gives us a great example of how to give your life for someone else.

We are going to take care of our Christian life, so that we can serve God for a long time. Let's show love to others and win this race!

ICE BREAKER GAME

Numbers and Actions

Ask students to form teams, of ten to twelve, if possible. Remember that young children and older students can participate on the same team. The teams will line up, each student in front of a classmate. If you do not want to move the children, you can do the activity where they are sitting.

Explain that each number will have an action.

1. We will give high 5's to our partner.
2. Squat down.
3. Jump raising arms.
4. Turn around.
5. Free movement (here maybe play some of the songs).



The leader says a number and the students will do the corresponding action. All those who get confused when doing the actions must sit down, but remember that the goal of icebreaker games is to integrate. Fun is the most important thing.

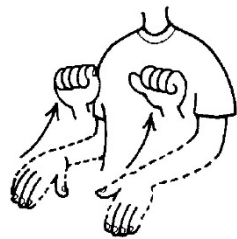



BIBLE LESSON

Ruth Loves

1. Ruth was a beautiful Moabite girl (from the region called Moab) married into a family from Israel who lived in Moab. Ruth and her husband lived in her husband's family's house. After a while, her husband's father died and then her husband and her sister-in-law's husband also died. Now Ruth, her sister-in-law and her mother-in-law, Naomi, were alone because all three of them had been widowed (their husbands had died).

At the word, husband: Close the fingers of the right hand while you take it off your head. Hold your hands.

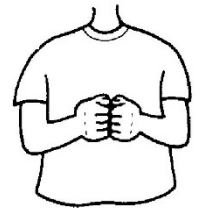


2. In those days for a woman who did not have a husband, life was very hard. It was difficult for her to work to support herself. The three women possibly thought, who will help us now since our husbands died? Naomi told her two daughters-in-law, "go be with your families, maybe you will remarry here, but I will return to my land in Israel." They did not want to leave Naomi, but in the end Ruth's sister-in-law decided to leave and return home with her family.

At the word, leave: With your hands open down and close when you lift them up..

3. Ruth did not want to leave her alone and told her, "I will go with you! I will be your daughter, your people will be my people and your God will be my God." Naomi realized that she was serious and would not change her mind, so Ruth went with Naomi to Bethlehem (the town where Naomi used to live). During the time they had no husbands, they had joy that at least they were together and had someone to live with.

At the word, with: Close your hands, putting your fists together.



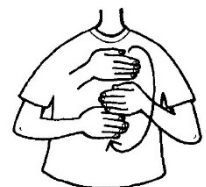
4. When they arrived in Bethlehem, the farmers began to harvest the barley, cutting the barley plants. Ruth began to gather the barley that fell behind the reapers, the men who did the cutting, because she had no husband to support her and Naomi. The Bible says that the grain and stalks that fall to the ground, and the plants that grow in the corners of the plot, should be left to feed the poor, so she picked up the stalks that fell. So, Ruth worked harvesting plants so they could both eat.

At the word, plants: Form a circle with your fingers of the left hand, as you pass your right hand through it.

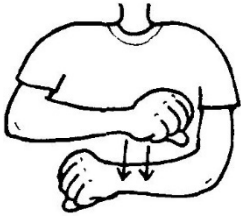


5. Ruth worked hard behind the reapers for a long time, she did not care about the heat. Naomi had been very good to her; she had helped her, and so Ruth wanted to make sure she was good to Naomi too. That's why she was working hard to bring enough food to Naomi.

At the word, good: Left hand in the middle, move your right hand from top to bottom.




6. The field in which Ruth was picking the grain belonged to a relative of Naomi. His name was Boaz. When Boaz saw her working, he asked his worker, “Who is she?” The worker told him, “She is the woman from Moab who came with Naomi. She asked me if I could let her work, just pick up the stalks that fell to the ground. She has been working hard since morning.” Boaz had heard how Ruth had treated Naomi from the time they had lost their husbands. Boaz told her that she could pick up any stalks she wanted, and no one would bother her, and that she could stay working in his fields.



At the word, work: With your hands closed, touch your left hand with your right hand.

7. Ruth picked stalks during all the harvest. When Naomi realized that it was in the field of her relative Boaz, where Ruth was working, she devised a wise plan. The plan was that she and Ruth would recover part of their family's land. Naomi told Ruth about the plan. As a result, Boaz returned the land that had belonged to Naomi, and now Naomi and Ruth had a home. Boaz married Ruth and when they had a son they had a party at Naomi's house. Through a wise plan, Naomi and Ruth had their homes and families again.



At the word, wise: Scratch your forehead with the finger of your right hand.

8. Despite the death of Ruth's husband, she realized that God wanted her to obey him and show his love to other people. It was a gigantic decision for Ruth not to leave her mother-in-law alone, but to return with her to Israel. You may not know the work of going to pick up what's left of the harvest, but I'm sure you know what it's like to be good to other people, even when it's difficult. God will bless you when you love others because not only is it a good thing to do, but it is the wisest thing to do. We also learn that even in our difficult situations, God places near us people to whom we must show God's love.

ROTATING STATIONS



Divide into 3 groups to move to the stations

GARAGE CRAFTS



Motocross Goggles

Distribute to each student:

1 paper with the goggle pattern

1 strip of red cellophane paper 18 cm x 3.5 cm

50 cm ribbon or string

- Cut out the white background from the goggles and the circles on the edges.

- Color your goggles with your favorite colors.

- On the back end, stick your cellophane strip, so that it covers the center of the goggles.



- Tie the ribbon in each of the holes so that they fit on the head of the student.

SNACK STAND

Heart-shaped sandwich

Ingredients:

- White bread
- Heart cookie cutter or a medium paper heart
- A jar of strawberry jam
- Knife (if you do not have a cookie cutter)
- Plastic spoon

Instructions:

1. Make enough bread hearts for the class.
2. Spread jam on half of the bread hearts.
3. Place another bread heart on top of the one that already has jam.

Ready!! Now we have a sweet sandwich to enjoy!!



DRIVING CLASS

Welcome to the “driving class” where we will work on our student books. Why don’t we start the class by repeating together the lesson of the day with the verse of the day? Let’s start!!!



QUESTIONS AND ANSWERS

1. Why doesn’t God eliminate all the evil people on the earth?

God loves everyone and continues to expect them to repent of their evil deeds and return to Him. To want God to eliminate all evil people is very dangerous because we all have evil hidden in our hearts, so we would end up being eliminated as well!

2. Do we have to be friends with everyone?

We must love others, be good and friendly with everyone. However, if someone continues to be cruel, we do not have to be his friend. We must show love to our enemies, but we do not always have to be their friend.

3. Do I really have to put others before me?

Yes, we must treat others as superior to ourselves. Also, if we want to live like Jesus, we must put the interests of other people before our own.

4. What was Naomi’s home town?

Bethlehem of Judah, in Israel



5. What was the name of Naomi's other daughter-in-law?

Orpah

H	T	U	R	U	C	K	A	S	E
P	L	A	N	T	S	U	R	Z	S
A	N	T	E	O	B	H	E	O	I
B	A	R	B	H	A	E	H	R	W
R	I	G	H	T	R	B	A	O	M
O	M	L	G	F	L	E	R	Z	A
B	A	O	I	H	E	B	V	L	R
A	O	T	U	O	Y	O	E	O	L
D	N	A	B	S	U	H	S	V	E
A	O	O	Z	A	P	Z	T	E	Y

1. What happened to the husband and sons of Naomi? They died.
2. What did Naomi offer Ruth and Orpah? What did they choose? To stay in Moab. Orpah returned to Moab. Ruth stayed with Naomi.
3. How did Ruth show love? She gathered barley to provide and care for Naomi.
4. How did Naomi show love? She welcomed Ruth into her home and wanted to be with her.
5. How did Boaz show love? He negotiated with the kinsman redeemer for Ruth then married her.



2



1



3



1

2

3

Write numbers in the boxes to put the images in order.

READY, SET, GAMES!

Run!! (Individual)

This is a variant of the traditional game "Tag." For this game it is necessary to mark an area, and in each corner mark a section to use it as a safe area (base or shelter).

The game consists of the following:

All participating children should be placed within the play area. One child is chosen to pursue others. When the teacher shouts, "Run," the designated child should chase everyone, trying to tag (touch) them, when this happens the tagged child must leave the game. All must run, looking for a place in the safe area (base or shelter) because in that place they will be safe and they can not be eliminated from the game. Once everyone is in the safe area, the teacher must shout, "Run!" again. Everyone must leave the safe area to move to a different shelter. If they stay in the same place, they have to leave the game. If they leave the established line or limit, they must also leave the game. The child that is not eliminated wins.

The winning team gets a point.

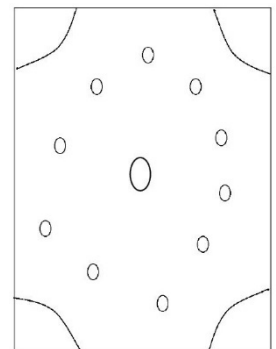
Broom Soccer (Team)

For this game you need 2 participating teams, 2 brooms and one ball.

Put 2 goals out and assign one to each team.

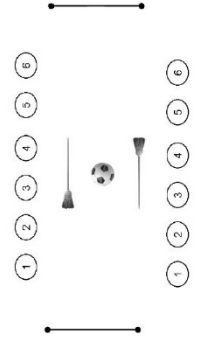
The 2 teams are formed in front of each other and each member is assigned a number.

Make sure there are the same number of participants in each team.





The ball and the brooms are placed in the center of the court.
 When the leader shouts a number, the child with that number on each team must run, take the broom and try to put the ball in the opposite goal.
 Only touch the ball with the broom.
 After scoring a goal, leave the brooms and the ball in the center.
 The leader continues calling numbers until all have played.
 The team that scores the most goals wins.
 Note: If you do not want to use a broom, play it as you would play football normally.



CONCLUSION

What a great day in our vacation Bible school! Today we had a lot of fun and we learned how Ruth showed a genuine love for the people around her, living for others instead of worrying about herself. We learned that this is like putting antifreeze in our vehicle, which will prevent it from overheating with anger, selfishness, fights and misunderstandings. We have to put that "antifreeze" in our lives, so we can win the race!





KNOWING THE POWER

Bible Story: Daniel Experiences the Power / Daniel 6:1-28



VERSE

"You, dear children, are from God and have overcome them, because the one who is in you is greater than the one who is in the world." 1 John 4:4

DRAMA

The Mechanic and Super Biblical

- The mechanic is walking to pick up a box that arrived at the Post Office. It is a large box with many parts, including a motor and a gas pump. The pump is for a customer who brought his motorcycle in, saying that his gas pump was broken, and that he wanted a new one.
- He starts to laugh nervously. Then he sees a superhero talking to himself. He tries to guess who he is and also sees the box with the motorcycle parts.
- The superhero, who can read minds, says, "I'm Super Biblical, and I'm on vacation." They talk for a while and the mechanic asks for his autograph. Since the superhero has x-ray vision, he can see what is inside the box.
- The mechanic says goodbye to the superhero and tries to lift the box, but it is too heavy. He tries with all his strength, with his legs, and everything that comes to mind. He knows the superhero can help you if he asks. The mechanic does not want to ask the superhero's help because he's on vacation. Trying to move the box again, he moves it just a little and the mechanic's finger is crushed and he starts screaming in pain. Finally, he decides he can't lift it and he says goodbye to the superhero.
- Before leaving, the superhero asks what was so funny about the gas pump. The mechanic tells him that he had noticed that the bike had just run out of gas and did not need the new pump. They laugh together about the poor client who has spent the whole month without a motorbike.
- The mechanic leaves because he can not lift the box. After the superhero comes out, and easily picks up the box saying, "What is really funny is that he could have asked for help."

ATTENTION GRABBER

Speaker: "Stomp on the brakes!"

Children: Stomp two times right foot
"Err-err-errrt!" (braking noise, movement is palm of hand straight out, then other hand, then first hand again)

"Ready to listen!" (point to one ear, point to other ear, thumb up)

MESSAGE

Welcome back to the VBS "Start your Engines!"

We are about to finish, so we need to know who has the power and who does not. Today we will talk about the power! The power that makes these racing motorcycles go so fast is, gasoline (petrol)! Without it, the motorcycles would be beautiful, but stationary, unable to move. As we all know, gasoline is stored in a tank on the motorcycle, and the motorcycle consumes it as it goes. At some point, the motorcycle will run out of gas, and will stop, if not refueled. The power of God in the Christian life is like gasoline in our tanks.



God is the one who makes us move forward and gives us strength. It is wonderful to know that we are not driven by our own strength. Everything that keeps life interesting keeps us connected to God. It would be sad to stop in the middle of the race in a certain part of life, just because you ran out of gas!



One of the most exciting principles of Scripture is the fact that we do not have to live the Christian life in our own strength - and in fact we cannot! Galatians 2:20 says, "... I no longer live, but Christ lives in me," and Paul clearly addresses this problem in Romans 7, "Who will deliver me from this body of death? Thank God for Jesus Christ our Lord." We have been given the impossible task of living perfectly for God, even with sin tempting us all around. The beauty of this is that God knows us, even in our weaknesses; and He helps us on our behalf! He gives us the strength we need to accomplish the tasks He puts before us. He fights with the enemy for us; he goes ahead of us and guides us in battle. We can rest in His power! It is also exciting to know that our Almighty God is bigger than any other god, and bigger than our enemy Satan and all his demons. Temporarily, God has given Satan permission to roam this earth, but God is still Omnipotent, He still is more powerful than anyone, even though He has allowed the devil to have a little power over the earth. Our memory verse for today declares, "...who is in you is greater than who is in the world." Today we will meet Daniel, a man of the Bible who could really see the power of God in action!

We must never run out of God's power or gasoline, but remember to stay connected to Him! Some ways to stay connected to Him are through prayer, reading the Bible, attending church, and listening to those who share their testimonies with us. The best way is straight from Him to you. Have you refilled your gas tank lately?

ICE BREAKER GAME

Secret code

Players choose a number, 1, 2, 3, 4 or 5.

They do not have any guide to know which number they should choose; each one thinks about it for a few seconds and he decides which one to choose.

They should not say it out loud to anyone who is playing.


The players leave their places, mix and start shaking hands to greet each other without saying anything. The children form groups as they find other children with the same number as them. Remember this game is silent. If a player has chosen the number 1, then he will only give one handshake. If you chose the number 3 then you have to give three squeezes and wait for the other player to also squeeze your hand to know if they chose the same number. If they have the same number, they join and continue looking for others of the same numbering. The players must remain silent. The first group of players to form a complete team will be the winner.

BIBLE LESSON

Daniel Experienced the Power

1. Daniel was a young man who was taken to a palace to serve the king, and was so good at what he did, that he became an officer. He was honest and he liked to obey God. Every day he prayed to God with the windows of his room open; he prayed three times a day, and not only when he was praying for food.

At the word, God: Point up with your right index finger, then open your hand as you move it in front of your chest.



2. King Darius was very happy with the good work that Daniel was doing, and decided to put Daniel in charge of everything. Some of the officers were very angry that King Darius had chosen Daniel to be the manager (draw angry faces of men). The angry officers began to spy on Daniel to see what they could find to make the king not give him preference anymore, but, they found nothing wrong! When they saw Daniel pray three times a day to God, they had a great idea (Draw a lightbulb over their heads).



At the word, angry: Double your right-hand fingers and draw them away from your face.

3. The officers wisely made King Darius make a new law. The law said that for 30 days, no one could pray to any god except to King Darius. The person who disobeyed would be thrown into the lions' den, and as everyone knows, no one could survive in the middle of the hungry lions. The angry officers were sure that the lions would eat Daniel. They also asked themselves if Daniel would stop praying to God.



At the word, lion: Shake your right hand curved over your head; move your hand backwards.

4. Immediately, Daniel heard the new law. Daniel could have hidden in his room, or closed the window to not be seen, or he could have stopped praying for those 30 days to God. Bbut prayer was very important to Daniel, who kept praying to God in the same way as he did before (three times a day and with the windows open). As soon as these angry officers saw him, they went to tell the news to the king, that Daniel had broken the law.



At the word, law: Move the crossed fingers of your right hand down the length of your left hand..

5. King Darius was very angry, not because Daniel had disobeyed the law, but because he realized that the officers had slyly deceived him to blame Daniel. The devil had used them and it seemed he would win. In Babylon, once the king made a decree, it had to be obeyed and could not be changed. King Darius knew that this foolish law would have to be fulfilled without anyone praying. Very sad, he walked beside Daniel to the lions' den.



At the word, pray: Touch the palms in front; move your hands to your body and bow your head.

6. King Darius embraced Daniel, and told him, "I hope your God can save you from these hungry lions," and after this Daniel was thrown into the lions' den. They rolled a huge stone to cover the entrance of the den, and the king put a seal on the stone that no one could break. That night, the king was very concerned about Daniel; he could hardly sleep. He spent the night walking around in his room, wondering if God was powerful enough to save Daniel. Very early in the morning, the king ran to the den, removed the seal, opened the entrance and shouted to Daniel, "Daniel, did God save you?" Then he heard a voice from the cave, "Yes, God saved me from the lions, He commanded his angel to close the mouths of the lions." The king ordered the soldiers to take Daniel out of the lion's den. King Darius that day made another decree, which said that the God of Daniel was the true God. Then he punished the angry officers.



At the word, king: right thumb between index and middle finger; move from shoulder to waist.



ROTATION STATIONS



Divide into 3 groups and move to the stations

GARAGE CRAFTS



Distribute to each student:

1 printed gas tank

1 nozzle

2 paper hands

1 ribbon, 35 cm

1 black pipe cleaner, cut into 3 equal parts

• Ask your students to color the pieces with their favorite colors.

• Glue two pipe cleaners on the back at the sides so that they are its arms and at the ends glue the two hands.

• Paste another pipe cleaner on the back to the bottom and at the other end stick the nozzle.

• Cut the ribbon into 4 parts and stick them on the back to make hair. Also with scissors you can make some curls so that it has more flavor.



SNACK STAND



Flavored water bottle

Ingredients:

• 1 200ml bottle of water

• Packets with Jamaican flavor, Tang, etc. for water

• 1 strip of printed paper with black and white checkered pattern (6cm by 15cm)

• Glue stick or any type of glue you have available

• Optional snack

Instructions:

1. Open the bottle of water
2. Open the flavor packet
3. Put some of the powder in the water bottle, close and shake the bottle
4. Glue the paper strip in the middle of the bottle
5. Optional: Give the child a snack to go with the drink

Enjoy a fun snack!!



DRIVING CLASS



Welcome to the “driving class” where we will work on our student books. Why don’t we start the class by repeating together the lesson of the day with the verse of the day? Let’s start!!!





IMAGINE YOU ARE DANIEL. WRITE:

Answers may vary and still be correct. Here are a few examples:


5 things you can see:
 Walls of the den,
 lions,
 the king,
 the lions' teeth,
 no escape route.

4 things you can touch:
 The lion's mane,
 Walls of stone,
 My face to wipe away
 sweat,
 The toes of my feet.

3 things you can hear:
 Lions snoring,
 Wind outside,
 My scared breathing.

2 things you can smell:
 My sweat,
 And lions stink!

1 thing that you are thinking:
 My God is very powerful!



QUESTIONS AND ANSWERS

1. What if we feel that God is far away?

It requires faith to believe in God when we do not see or feel him. However, no matter how we feel, God is there, loves us and cares for us.

2. Why does God allow bad things to happen?

For our spiritual growth and for us to help others believe (we can not help much unless we have been through the same problem). When sin entered the world, it affected everyone. God did not put a big wall around Christians. We all live in this world, we share the same planet, and we must be available and willing to help others.

3. What things scare you?



Talk about various things, from spiders to moving to a different school. Try to make them feel comfortable so they can share their fears. Do not try to get answers from every fear, just listen and let them share.

4. What did King Darius do after throwing Daniel into the lions' den?

Fasted.

5. Who were thrown into the lions' den when Daniel was taken out?

The men who had accused Daniel.

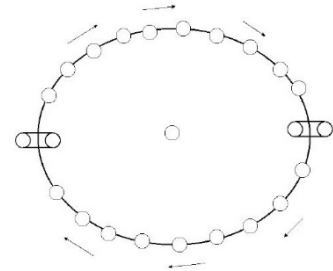
READY, SET, GAMES!

Black Flag (Individual)

(Variant of London Bridges)

1. Children form a circle as large as possible.
2. In front and holding hands 2 children form a bridge or tunnel with their arms raised.
3. To the rhythm of the music, the children walk in a clockwise direction, through the tunnel.
4. When the one who directs the game shouts, "Black flag!" the music stops. The two children who form the tunnel lower their arms, catching one of the children.
5. When two children have been trapped they will make another tunnel apart from the previous ones.
6. Tunnels are formed until there is a winner.

Note: You can add excitement to the game by varying the rhythm of the music, changing the direction you rotate, jump on one foot, making small jumps, going backwards, etc.



The Safe Zone Team (Teams)

All teams participate. Give a balloon to each team. Each team should have the same number of members.


Each team is placed in a row and keep some space between each team.

When the director says to start, they begin to pass the balloon from front to back. The first will pass it over their head, the next under their legs, and alternate that way until the balloon reaches the end of the line.

When the last person has the balloon, they walk backwards with their eyes closed, trying to arrive at the start of the row. The team helps only by speaking directions.

When that person arrives at the front, start the cycle again.

The first team that cycles through the entire row wins.



CONCLUSION



What an exciting day we have had at the Vacation Bible School! We had a lot of fun learning how God saved Daniel from the lions! In the same way, without "gas" in our engines, without the power of God, we cannot go anywhere! But with the power of Jesus Christ within us, we can do incredible things for God, running the race as fast as we can to win.



5

UNDENIABLE SALVATION

Bible Story: Jesus Saves Us / Matthew 27:32 - 28:10



VERSE

"I write these things to you who believe in the name of the Son of God so that you may know that you have eternal life." 1 John 5:13

DRAMA

The Driver

- Max is the racer, and he is in the middle of a very important race. He is using his radio to talk with the chief mechanic about race details. Max says: "Yes, I see... I'm going to slow down for at least one lap," he watches in the mirror and changes speed and decelerates.
- At the same time, the other mechanic we already know is near Max's mechanic, starts lifting his head several times so that the children see him, but he is careful so that the Max's mechanic does not see him. Max observes the situation ahead and asks the chief mechanic what to do.
- The hidden mechanic takes another radio and interrupts the conversation, loudly tells Max his opinion while he is watching. Max gets scared and tries to contact his mechanic to tell him that someone else is on the radio.
- The mechanic begins to give instructions to poor Max, who is trying to listen to his boss and does not understand him because he is listening to two people at the same time.
- The other mechanic speaks as if he knows the details of the race and how to handle the motorcycle, but Max begins to tell his experiences as a racer and also those of his chief mechanic. The other mechanic says that he also knows, that he has seen many races on television and that he is also a mechanic like Max's boss.
- At this point in the drama, the other mechanic tries to be very professional but then he raises his voice to match that of the chief mechanic so that Max will only follow his voice.
- Max shouts that he cannot stand it anymore and tells the other mechanic that he is only going to listen to the advice of his chief mechanic and no one else. With this, Max approaches him and removes the radio from his hand. Quickly, the other mechanic asks for Max's autograph. Max shouts at him and quickly returns to the race.

ATTENTION GRABBER

"Who saves you?"

Children: Clap, clap-clap, clap
"Jesus!" (point up right, point up left)

MESSAGE

In motorcycle racing, it is very important that the team has a boss. The bikes have owners, sponsors, and they also have a boss for the team. This person is carefully chosen for his skill and reputation. A great motorcyclist cannot win without a good boss because he helps the racer make the right decisions and can see the whole picture. How does this apply to our Christian life?

Today we will be learning about salvation. What does it mean to accept Jesus' gift of salvation? It means that we turn our lives over to Him. It means that we ask Him to be the head of our life. It's like asking Jesus to be the head of our team. We ask that He be responsible for our lives, so that we can better control our future.



God created us and put us here on earth, but there is sin all around us. Even though we do not want to, many of us sin every day, from small to big sins. The Bible clearly says that the payment for our sin is death (Romans 6:23)! So, what will become of us?

When you do wrong things, this does not mean that you will die at that moment! This means that when we have to die, we will be judged for doing evil, and we will be sent to be punished with the devil. This seems scary, but it is much more serious than we can imagine!

However, God in his mercy, made a plan He sent his Son to earth to die on a cross and pay for our sins. His death was in our place! In fact, today we are going to listen to this impressive story!

But what can we do? All we have to do is admit our sins and believe that Jesus is who he said he was, the Son of God. When we admit our sins and believe, we receive their gift - salvation! This means that we are "saved" from eternal punishment in hell, and we will rejoice in heaven with Jesus for eternity! This is great news!

Did you ever give something and take it back again? We do this to God all the time. We say, "I will do whatever You want me to do," then when we go to school, we end up doing what we want instead of what He wants. When we ask Jesus to be the leader of our lives, we have to leave ourselves in His hands! Our lives will be much better if we do it, we will have better chances of not crashing, plus we may win the race! Let's let Jesus be the team leader!



ICE BREAKER GAME

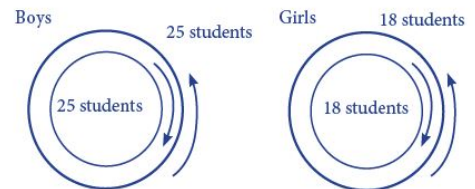
Greetings and Questions Circle

Make two circles, one inside the other, with the same number of students (No matter the age or height, you can mix the students). If you want, this game also works without the circles.

The two circles run in opposite directions while the music plays. When the music has stopped, everyone will be with a partner in front of him / her, they will say, "Hello", and their name and answer one of the following questions.

- What is your favorite food?
- Can you say the Bible verse from Lesson 2?
- Who is your favorite biblical character in this VBS?
- What is your favorite activity in the VBS?
- Did you meet someone new in this VBS? Tell his/her name.

Repeat the process, starting the music and stopping again to have new pairs of students ask each other questions.



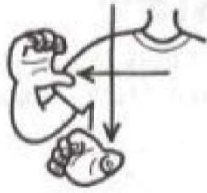
BIBLE LESSON

Jesus saves us

1. The friends of Jesus were fearful and sad. The night before, a crowd of angry men had arrested Jesus and taken him away. Jesus had been sentenced to death - even though Jesus had not done anything wrong. At the word, Jesus: touch your palms with the opposite middle fingers.



2. The Roman soldiers made Jesus carry a cross on his back, they also beat him so badly he could barely walk. When they reached the place of the crucifixion, the soldiers nailed Jesus to his cross. Even worse than the physical pain, people shouted at him, spat at him, and treated him badly. Jesus loved us so much that He endured all the wounds and punishment until death on the cross to cleanse us of our sin, even when He could have stopped them. It soon became dark, even though it was early in the day. After that there was an earthquake, and a few minutes later Jesus died on the cross. It was horrible!



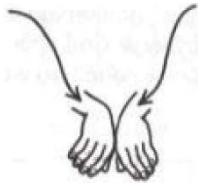
to right.

At the word, cross: move the right hand curved downwards; then from left

3. Jesus was buried in a tomb after he died. Three days later, several women went to the tomb at dawn, but when they arrived at the tomb, they realized that the gigantic rock blocking the tomb had been rolled to one side. The women were amazed!



At the word, woman: the thumb of the open right hand touches the chin and then the chest.



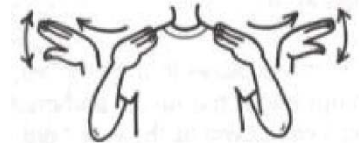
4. One of the women, Mary, did not know what to think with the empty tomb, so she ran to see Peter and John, two of Jesus' friends. When she told them, they ran to the tomb. When they entered, they did not see Jesus. The body was no longer in the tomb! Peter and John did not know what had happened.

At the word, tomb: Flat hands move down from the shoulders join in the center.

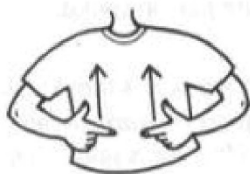
5. Mary, who had followed them to the tomb, kept crying. When she entered the tomb again, it was empty, but there were two angels who asked her, "Why are you crying?" Mary answered the angels: "Because the body of Jesus is not here," she told them, "I do not know where they have taken Jesus."

When she left the presence of the angels, Mary almost tripped over a person, but she thought he was one of the workers in the garden.

At the word, angel: fingertips on the shoulders; move away and move them up and down.



6. Then she heard a voice calling, "Mary!" She immediately knew the voice - it was Jesus. There He was, right in front of her, and he was alive. Jesus told her to go tell the others, she ran full of joy, shouting "Jesus is alive, I've seen him," and everyone was amazed. What Jesus had told them before was the truth. God's plan was good. Later, Jesus appeared to his friends, and they began to tell everyone the good news, that Jesus is alive!



At the word, alive: thumbs and forefingers extended, moving the hands up the body.

Teacher: Here is a good opportunity to invite the children to accept Jesus Christ. Ask them if they believe in Jesus Christ as their savior. Do it several times to give them a good opportunity to respond, then invite them to repeat after you: "Lord Jesus Christ, I believe in you as my savior. I recognize that I have sinned against you. I want to obey and love you and love others. I want your power in me. I want to give you my life. You are my boss. Please come and live in my heart. Thank you, Lord. Amen."



ROTATION STATIONS



Divide into 3 groups and move to the stations

SNACK STATION



Popcorn cone

Ingredients:

- 1 large bag of popcorn
- 1 orange sheet of paper
- Glue stick or adhesive tape

Instructions

1. Fold a sheet of paper diagonally and cut off the excess, making a square.
2. Join the upper left corner with the lower right corner, overlapping about 2 cm to be able to glue the square into a cone.
3. Cut the excess to make a cone.
4. Fill the cone with popcorn.

Ready!! Now it's time to enjoy the races.



GARAGE CRAFTS



Medal

Distribute to each student:

- 1 sheet with the printed medal.
- 1 sheet with the base of the printed medal.
- A little bit of glitter per child.

Medal:

- Trim the outline of the two circles and the one with the tire mark, being careful not to trim the flaps, then color them.
- Fold the tabs of the rectangle at 90 degrees.
- With a little glue, stick the tabs on one side of the rectangle to the back of a circle, do the same with the other circle, so that you get a 3D medal.
- Decorate with glitter.

Base:

- Take your sheet of paper with the printed base, cut the rectangle from the center, fold the dotted areas and color.
- Notice that in the corners there are two triangles. Join them inwards and glue them together.
- Finally, place your medal in the space that you cut.


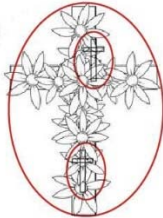


DRIVING CLASS

Welcome to the “driving class” where we will work on our student books. Why don’t we start the class by repeating together the lesson of the day with the verse of the day? Let’s start!!!



How many crosses
can you find?
10 crosses

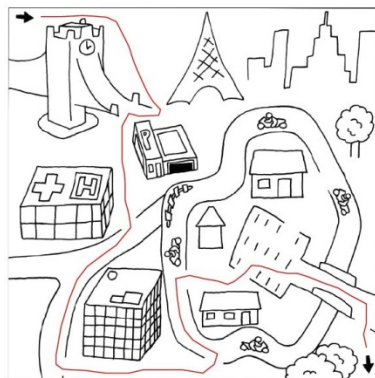


S	S	I	N	E	S	I	R	E
U	N	D	O	U	B	T	E	D
S	O	Y	I	H	Y	O	B	H
E	I	T	T	R	B	M	S	E
J	S	P	A	T	U	B	N	S
U	I	M	V	N	T	O	E	S
D	C	E	L	O	G	I	V	O
G	E	D	A	E	H	E	I	R
E	D	T	S	I	H	C	L	C
S	C	H	R	I	S	T	A	S

Have you listened carefully to the story today? You have 1 minute to write all the words you can think of from the lesson.

Teacher: the winner is the one who has the most words. Alternatively, have them cross off any words that other students thought of, and whoever has the most left wins.

JESUS, CRUCIFIXION, CROSS, SALVATION, SIN, CRY, BREATHE,
NAILS, ACCUSE...



QUESTIONS AND ANSWERS

1. What does eternity mean? How is it possible that we will live forever?

In eternity, there is no time; it is infinite life after death. The Bible says that we are eternal, that we will live forever in heaven or in hell. This also means that we will not return to earth as another person or being, as some believe, but when we die we leave the earth forever and ever.

2. Why doesn't everyone believe in Jesus?



God gave human beings the right to choose whether to believe or not, because he wanted us to have free will, and not to be like robots without options. Some people have not heard enough about Jesus to know what believing is. Others have heard enough but have decided to not believe and follow Jesus. Many people choose not to believe in Jesus because it means that they would have to change the way they live.

3. How does God speak to us? What was the last thing he told you?

God speaks to us through his word, the Bible. The verses will seem to "jump" from the page and appear to apply at a specific time. God can also use people as instructors, pastors and teachers to talk to you. God can also speak to you directly as when you strongly feel you should stop and help someone or should avoid a certain situation, person or street.

4. What happened on earth just before Jesus died?

It got dark early and there was an earthquake.

5. Who were the apostles who first entered the tomb of Jesus and saw that he was not there?

Peter and John

READY, SET, GAMES!

The burned (Teams)

Mark a square of about 15x15 meters. Separate the children into 4 teams of an equal number of players in each team. Each team stands on their side of the square. Assign each child a number. For example, one player in each team is assigned the number 1, another player in each team assigned the number 2, etc.

Place a ball in the center of the square. Make sure it is somewhat soft as the children will be hit with the ball.

The teacher shouts a number at random, and the child from each team who was assigned that number runs to the ball in the center of the square. The child who gets to the ball first and picks it up first wins a point for their team. They then throw the ball attempt to hit the children from other teams along the outside edge of the square. If they succeed, they gain another point for their team.

After the first throw, the four children in the center of the square can continue running after the ball and throwing at opposing teams. Allow 5-7 seconds for that activity.

When the time is up, the children leave the ball in the center of the square and go back to join their teams. The teacher calls out another number to play again.

Keep score to know who the winning team is.

True / False (Individual)

Mark an area on the floor or ground. One side will be called true and the other false.

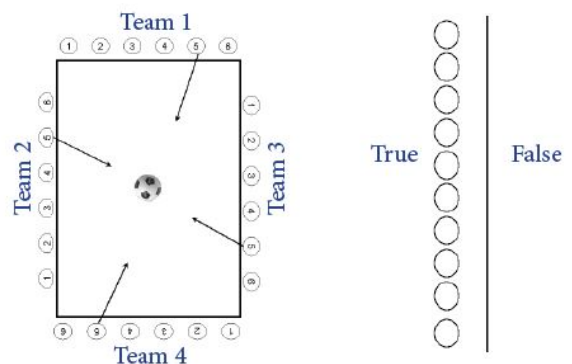
Prepare true and false sayings in advance from the lessons of the VBS, and also various themes of biblical stories.

In this game, mention things about the lessons.

If the students think the saying is true they go to the true side, or if they think it is false, they go to the false side.

Children who answer wrong leave the game.

The winner is the child left standing.



CONCLUSION



What an amazing Vacation Bible School we have had! Throughout the week we had a lot of fun learning how to put oil in the engine when confessing our sins, how to put on good tires with traction to obey the Word of God, how to put antifreeze in the vehicle to be interested in love for the lives of others, and how we need the power of Jesus like gasoline to go anywhere. Today was the best part: we learned that Jesus Christ is our boss! We accept him today to come to our hearts and provide all those things for the rest of our lives, guide us and give us his gift of salvation, so that we can be in heaven with Him for the rest of eternity! We have a race to run; Let's go super-fast with Jesus!

