



# ANCHOR POLICE VBS



**Leader's Manual**  
For all ages

# Dear Teachers

Welcome to the "Chor Police" Vacation Bible School!"

Are you ready to put on your police hat and running shoes for some real chor chasing fun? You guessed it! It's time to decorate your church with a castle theme, put some police badges or stars on the walls, and turn up the speakers with chasing music.

This vacation Bible school has an evangelistic focus. Your students will learn stories from the life of Jesus Christ each day in an exciting way with homemade clay. Over the week they will discover God's ultimate plan for salvation with five key Bible verses from the book of Romans (known in some countries and denominations as the "Roman's Road.")

The students will learn that God sees everyone and knows all the bad things people think, say, or do. Sin separates people from God and requires punishment. Jesus chose to be punished for all the bad things people do. His finished sacrifice is optional and requires a choice from people to take it or not. You can lead students to ask Jesus to forgive them and thank Him for taking the punishment they deserve and promise to follow God the rest of their lives. You can encourage your students to become messengers of the good news they learned at VBS to everyone they know.

Each lesson is supported with a super-fun drama/skit that will kick-off each day of your Vacation Bible School with laughter. Your actors in their costumes can be great helpers everywhere in your VBS to build relationships with your students. Seeing them moving from area to area will help your students remember the message of the day.

Decoration will be easy a jail, police car, and castle. You can make decorating even easier by picking up your own castle scenery backdrop for your church's stage. (Or of course, you can download it off our website and have it printed in your city!) For extra fun, don't forget to set up a bakery where everyone from your church can pick up some candy or even lunch after your Vacation Bible School

The kids will be challenged to think of themselves as the people in the Bible story and voting on what they would choose to do. They will enjoy working through puzzles in their handouts, reviewing the bible story with clay, and learning the memory verse with a fun game. From there, they head over to Crafts where they will get sticky making a new craft to take home each day. The game time will also be a favorite because children always love competition. Each team will be easy to spot with their brightly colored bandanas or ribbons. No one will forget to stop by the snack table for some juicy and delicious snacks.

Take this opportunity to evangelize because people need to hear the gospel! How can they if someone doesn't put on a Vacation Bible School? "And how can they believe in the one of whom they have not heard? And how can they hear without someone preaching to them?"

Romans 10:14b

We are praying for you and your whole team. Have a good time. God is with you.

God bless you,

Vickie Kangas



# Theme Verse

But God demonstrates his own love for us in this:  
While we were still sinners,  
Christ died for us. Romans 5:8

Introduction	1
Overview	3
How to Use this Material	4
Stations	8
Extra Bonus	11
Decoration	12
Lesson 1: Wanted	15
Lesson 2: Jailed	24
Lesson 3: Bailed	32
Lesson 4: Branded	40
Lesson 5: Deputized	48
Games Time	57
Credits	61



# Overview

1

## Wanted

Matthew is Called

Romans 3:23

Snack: Special Cucumber Chaat

Crafts: Police Radio



2

## Jailed

Woman is Caught in Adultery

Romans 6:23

Snack: Cupcakes with Gems

Crafts: Door Hanger



3

## Bailed

Jesus Dies on the Cross

Romans 5:8

Snack: Mini Sandwiches

Crafts: Police car



4

## Branded

Zacchæus Climbs a Tree

Romans 10:9

Snack: Fruit Kebabs

Crafts: Binoculars



5

## Deputized

The Disciples Become Fishers of Men.

Romans 10:14

Snack: Bhel

Crafts: 1. Royal Crown



# How to Use this Material

## How to Invite

Many churches really get excited as they start inviting the community to their Vacation Bible School. One idea is to have a parade down a main street with all your teachers dressed up as chors or police passing out invitations, or giving away candy. Some churches even make up different floats (decorated vehicles) to drive in the parade! The most obvious way to invite is to put up posters around the community at local grocery stores or in the metro, inviting people to your Vacation Bible School. You can also stand in public areas and hand out flyers.

For the purpose of inviting, we have created a full-color invitation poster (11 x 17 inches), a two-color invitation poster (11 x 17 inches), and small flyers (5.5 x 8.5 inches). These are available to download from our website and print.

Don't forget to include an invitation campaign for your own church body, letting everyone know that a special program is coming soon. You could also hand out five flyers to each family in your church and ask them to invite their neighbors to the Vacation Bible School. The main logo, artwork, and clipart are available on the website for you to make other invitation tools like postcards, invitation banners, printed T-shirts, or door hangers. Go all out! Kids need to hear the good news, and your Vacation Bible School is a perfect place for that to happen.



**Check out  
our Promo  
Pack!**



## Getting Volunteers

We recommend you recruit volunteers specifically for each job you will need for your Vacation Bible School. For example, you will be needing three actors who are willing to not only act silly on stage every week, but are also willing to wander around your Vacation Bible School and hug children all day long. This requires a different set of skills than the person you will recruit to run your snack station.

Start running promotion for your VBS months in advance, making the whole church excited about the upcoming program. However, when it comes to actually recruiting each person, we recommend you list out the jobs you need and think of people you know that would be good for each job. Then approach each person with a specific job opportunity. One idea is to have them sign up on a list that has all the jobs, letting others see who has signed up to help. You could also start with men who you know will say, "Yes," so that men can see that there will be other men participating, and will be encouraged to get involved. Choose people based on their gifts and skills in any given department.

Some people may not be accustomed to helping in children's ministry, but when you approach them about a specific job, they are willing to sign up. Participating in a Vacation Bible School is a great way to show people in your church how much fun it can be to work in children's ministry! Not all children's ministry workers are teachers. We need the whole Body of Christ to get involved in raising up the next generation!

# Placing Teachers

We recommend you recruit a whole bunch of helpers for your Vacation Bible School to travel with the children to the different areas. They do not have to prepare a class or teach anything. Their main job will be to learn the names of the children and to help them move around to the different activities. You can even assign small groups of the children of the same age and give each small group a leader. We recommend groups of five to ten children.

The rest of your recruiting is specific to each job: the person who will give the main teaching, the person who will run each station, the actors, the dance team, and each color-team captain.

Since the manual is available online, we recommend you demonstrate to the leaders of each center where to easily look at their instructions on their phones. For example, the snacks leader can find the directions and recipes for the snacks for each day on their cell phone. The game director can locate the game ideas and instructions online. If this is not possible for your group, you may wish to make a copy of their specific page to give them so they can prepare for their part.

# A Rotation Vacation Bible School

This Vacation Bible School is written to be used with a rotation schedule with three stations. This means that you break your group up into three groups, and those groups rotate through the three provided stations. Each station lasts thirty minutes, and each station is repeated three times so that each group goes to each station once each day.

You can divide your group up however you want, but we recommend you split them up by ages. This means that each group will NOT be the same size. However, it will make it easier for the staff to do each station for a specific age-group each rotation. You can use whatever age separations you normally use or use what we have set up for our student books.

Our student books for Vacation Bible School are divided into these four

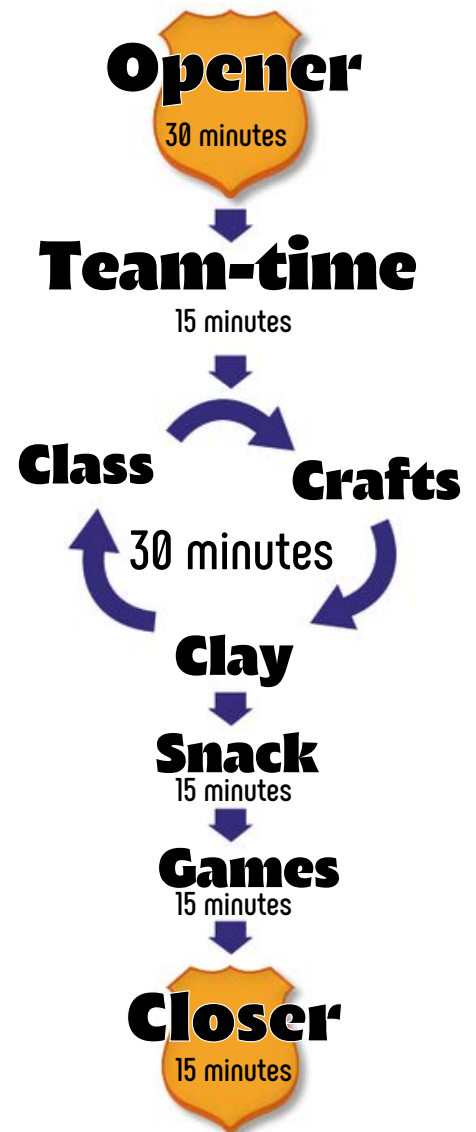
age-groups:

“Easy” 4-6 years old

“Medium” 7-9 years old

“Difficult” 10-12 years old

“Advanced” 13-15 years old



# Opener

Praise and worship:

Open up your VBS with some fun music with actions. We recommend you prepare a group of young people who can practice ahead of time and learn all the actions to the songs. Have them dress Chor Police style and you will have yourself a really fun kick-off every day.

Drama skit:

After the music is finished, the drama/skit follows, creating lots of laughter. You can plan ahead with the three actors who will play the parts of both chors and police and have them practice for each day's drama. Many churches get really involved with the costumes, making the whole Vacation Bible school more fun.

Bible lesson:

After the drama is the main teaching. Your students are still all together in your main room.

Tell the Bible story and the application to this special chor police Vacation Bible school.

Prayer:

The final part of the main lesson is the prayer time. This is done best with some soft music playing in the background. You may want to cover the main theme of the day, asking God's help to make it clear.

That wraps up the opening session. The timing for this opening session could be 12 minutes for music, 8 minutes for the drama, 7 minutes for speaking and 3 minutes for prayer.

When you are finished, play some peppy music as the children move to get into their teams.

**MUSIC**

**12**

**DRAMA**

**8**

**SPEAKING**

**7**

**PRAYER**

**3**



# Team -Time

Competition can be a really fun part of your Vacation Bible school, but it is totally optional. In order to keep the groups even, divide each age group into four groups. Bandanas are an easy way to show which team each child belongs to. For example, you could have the blue team, red team, yellow team, and green team. Give each team a fun, creative name. Each age group would then have children who were a part of each of the four color teams. Likewise, each of the four teams would have some children from all ages included.

Assign a captain for each team to lead their team time. Each day after the opening session, they can take 5-10 minutes to prepare a "cheer" for their team or a cool march. They can pray together and talk about strategies to win. We recommend that you have these team meetings in your main room, separated into the four corners of the room, allowing each team to hear each other practice. It will create more energy. This time only needs to last 5-10 minutes before blowing a whistle or playing music to tell them to head to their seats.

At the end of the day, have the four team leaders up on stage for the closing ceremony. Allow them to present team cheers then announce which team is ahead in points. Record the points for each team on a big chart.

The easiest area to assign points is the "Chor Police Games." But you can also have teachers take notes of which students are very well behaved, help clean up, are kind to others, or who help the younger students. Children who memorize the verse and can quote it could get points for their team.

Prepare some sort of reward for the team that wins at the end of the week!

**Four bandana colors  
(or ribbons) for four teams**





# Stations

Stations rotation can be really fun. Our favorite way is to play music when it is time to rotate, so that there is lots of energy as the students rotate from one station to another.

The recommended time for each station is 30 minutes.

It is easy to separate the children for their station groups by age. Just announce with the microphone the age levels and what station they should start at. Have them start at the same place every day, so that by day two they have it memorized!

## Decorate Your Station

Be creative with pictures on the walls of castles, police, or other items. You could put a paper king overseeing your game area, and a queen on the wall where snacks are served. The king would fit in with the bible lesson or student book activities area.

## Pre-class Preparation

Before children arrive, hang up the voting poster for the day. Prepare a blank sheet of paper and tape to be able to cover the area where each age group voted on their opinion of the Bible story. The goal is to let each group decide for themselves and not be influenced by votes from earlier groups. Have pencils or crayons ready for students to work on their worksheets. Prepare any supplies that will be needed for the memory verse game that you plan to use. It would enhance the fun for the students if you plan for some prizes for winners occasionally.

## Class time:

(Might not be first station to go to in your rotation)

## First Activity: Voting

When students come in, gather them around the voting charts and introduce the question and the two possible choices. Allow a few minutes of discussion about the Bible story and what it would feel like to be there. Discuss what choices the students would have made. Each child will sign the chart in the section for their age group, selecting what they would have done or what opinion they would have had if they were there when the story happened. (They can also use stickers for voting if you choose.) You can give the finished chart to the Vacation Bible school leader to show the children how everyone voted and which choice won the most votes for the day. This could be a part of the closing group time to reinforce the Bible story and make it personal.

## Second Activity

Next, the students will sit down to do their worksheet. There are 4 levels of books, so be sure to give them the right book for their age level. The younger students who cannot read will enjoy the coloring page. The older students will have a lot more fun with the complicated maze and word finds. You can print books for your students, or just photocopy the page for each day and pass out the lesson sheet for each day.

The worksheets for older students have provocative discussion questions. Be sure to study it before the children arrive and to be open to vibrant discussions while they work on them



# Bible Review with clay:

**(Might not be first station to go to in your rotation)**

This year's main lessons should be loads of fun as the children get their hands goopy with clay! Don't worry about making a mess because keeping things clean isn't the goal. The goal is to change lives. If we just preach a sermon to children, they will not be able to remember the lesson or to apply it at home. But making shapes with clay during the Bible story will help them review and remember the lesson for each day. So get excited about changing some lives and make up a whole bunch of clay!

As you tell the Bible story, they will make shapes with their hands to represent different parts of the story. At the end of each story, you will want to collect all the clay in the same bags as quickly as possible.

We recommend that, once you make several batches of clay, you divide them up into small balls, one for each child. Then put each ball into a plastic bag. This way you will be ready to pass them out quickly and collect them again at the end of each Bible story. Have some napkins and maybe even buckets of water ready where your students can wash their hands if needed. You may want to protect the area with a sheet of paper or plastic so the clay doesn't make the mat or children's clothing dirty. Prepare some ushers ahead of time, or have all your leaders ready to help you collect all the clay.

The directions covering what to make with the clay as you review the Bible lesson are listed in the directions for each day's lesson. Included here are some of our favorite homemade clay recipes. We hope you can have some fun as you change lives for eternity!

## **Fruity Homemade Clay:**

- 2 ¼ Cups flour
- 1 Cup salt
- 2 Tbs of flavored Tang drink mix
- 4 Tbs oil
- 1 Cup water

Using powdered drink mix is great for homemade clay because it not only colors the dough, but gives it a wonderful smell too! Mix the flour, salt and drink mix on the stove, then add the water and oil. Continue mixing and gently heating it until it stiffens into a dough. Take it out of the pan and knead it a few minutes!



## **Easy Homemade Clay:**

- 2 Cups flour
  - 1/2 Cup salt
  - 1 Tbs oil
  - 250 ml (1cup) cold water
  - 7-10 drops food-coloring or Tang (flavored drink mix)
- Mix together half of the flour, with the salt. In a separate bowl, mix together the water, oil and coloring, then add to the flour mixture. Add the rest of the flour as needed. Turn onto a floured surface and knead till smooth.

This is an easy homemade clay and requires no cooking!

# Stations

## **Memory Verse Games (part of clay time)**

Learning the Bible verse lasts for a life time. God often brings the verse into a person's memory at an appropriate time to guide and instruct. Turning the job of memorizing into a fun activity makes it enjoyable, quick and easy.

Introduce the game, explaining the rules, how to win, and reminding the students that team points can be earned. Supplies needed and instructions are listed in the daily lesson plan. Play the game repeatedly so many can have a chance to "win." The goal is to have a lot of fun while memorizing the verse. This activity can fill up the remainder of the class time. Have the students leave the class area cleaned up and ready for the next group to arrive.

## **Crafts Station** (Might not be first station to go in your rotation)

Crafts are a fun part of any VBS. We have provided the designs, patterns, list of supplies needed, and instructions for all our crafts online, allowing you to download and prepare your crafts ahead of time for your Vacation Bible School.

Be sure to let the children get messy and to show them lots of love! Parents will love their crafts and they will be a reminder of the theme of each day's Bible lesson, so it doesn't matter if the outcome is perfect or made exactly like your sample.

## **Snack Time**

Each lesson has the recipe and a picture of the suggested snack. You may want to have hand sanitizer available. Plan how you will serve the students and have the snacks prepared and ready to pass out.

## **Game time**

This will be a favorite with games provided each day for lots of fun. Don't forget to keep track of which color bandana or ribbon wins to announce at the closing ceremony of each day. Watch for good sportsmanship and cheering for teams to reward points also. Have fun!

## **Closing**

Invite the four team leaders up on the platform. Allow them to present their team cheers. Announce the points each team won for the day. The students will look forward to learning which team is ahead. Remind everyone there will be an award at the end of the week for the team with the most points.

Lead the entire group of children quoting the bible verse of the day. Give a hint about something fun planned for the next day to make the children not want to miss out. Encourage them to tell their friends about the fun they are having at Vacation Bible School, and to invite them to come tomorrow.

Briefly review the main theme of the story and the application. Close in prayer. Fill the extra time, until the parents pick up their children singing the same worship songs you used at the beginning of the day.

# Extra bonus ideas



**Photo shoots are a fun way to remember the fun and theme of your vacation bible school.**

Let's have a photo opportunity for children and parents! You can make this Vacation Bible School a special occasion that they will remember for years.



**Yes, girls do look cute with a mustache!**



Props are perfect for your photo booth.



# Decorations



Set the atmosphere of excitement for your Vacation Bible School with a huge decoration made from balloons.

Does it look like it will take a lot of hot air? Perhaps when you have your teacher's meeting you can have each volunteer blow up some balloons to help and also set a tone of decorating to the fullest. They will catch your enthusiasm and decorate their own area in the same manner.



# Decorations



**The theme for day two is jailed.  
Be ready with this idea.**



# Decorations



**Decorate your stage with this HUGE (5 x 2.5 meter) backdrop.**



# 1

# Wanted

Bible Story: Matthew is Called

## Drama/Skit

Motu: Oooo I am so excited, just so excited! I could just scream!!! How far away is he, how far?

Patlu: About two kilometers away.

Motu: Does he look angry?

Patlu: Not yet.

Motu: I wish I could have seen his face when he saw what we did to the bakery.

Patlu: Well, just don't scream again. I think we may have gotten away with our prank, but we don't need you screaming again.

Motu: I won't. He doesn't suspect a thing, not a thing.

Patlu: Are you sure the butter on the door knobs and the water in the bucket and the bag of powdered sugar was enough?

Motu: Oh sure, oh sure. It's not like he told the police about us trying to steal from him. He told us we should go turn ourselves in. Ha! Turn ourselves in? We are chors!

Patlu: Chors are not supposed to get caught!

Motu: How would we get caught? I'm fast on my bike.

Patlu: [Hits Motu on the back of the head] You can't ride faster than a police car. We just have to make sure nobody at the bakery saw us.

Motu: Maybe later we can head into town to see what we did.

Patlu: Hold on a second. Chief Inspector is hanging up a new wanted poster.

Motu: Who is on it? Maybe we can go get him and earn us some reward money.

Patlu: I can see the bottom of the wanted poster; oh the reward is not very big. It is just twenty.

Motu: Twenty? What kind of idiot is going to be thrown into jail with a bounty of twenty on their heads?

Patlu: It looks like some chors.

Motu: Who is it? Who are the idiots?

Patlu: It's us.

Motu: Ha, that's funny! I thought you just said it was us.

Patlu: It is us, Motu

Motu: What! How did he know? I thought we were silent and there was nobody watching. Can the king see everything in the town from his castle up on the big hill? Maybe he was watching us?

Patlu: I don't know, but they have a wanted poster up with a picture that is definitely you. I think I look nobler and perhaps a bit bigger than they drew me, though. [Adjusting hair and standing up taller.]

Motu: That is so frustrating! I could just, I could just scream.

Patlu: No, don't scream.

Motu: [Make a dramatic loud scream.]

Patlu: I wish you hadn't done that.

Motu: Why?

Patlu: [Hits Motu on the back of the head.] They heard you and they are coming for us. Let's get out of here!



# Main Lesson

## Matthew 9:9-13

You are wanted.

Your name is on the poster, and people are out looking for you.

But why? Because you were caught red handed.

You have been caught in sin. "What?" you may ask.

YES. God can see everything. He knows when you lie to your parents or steal a candy or hide from your teacher at school. God sees everything.

Raise your hand if you believe in the Bible. Wow, that's good!

Now raise your hand if you believe in Jesus. Wow, great!

Did you know that the Bible says that ALL have sinned? That's right. Both you and I have sinned. Also, Jesus said that we all have sinned!

So if you are going to believe the Bible, you have to believe today's key verse, too:

"For all have sinned and fall short of the glory of God." Romans 3:23

God is perfect. He never does anything wrong. But the Bible says that we fall short all the time.

We all have done many things against God's will.

But that isn't the end of the story. God knows that we are all sinners, but He still wants to talk to us, use us for His glory, and have a friendship with us.

Today's Bible story is about a sinner who Jesus knew had done wrong. Jesus knew he had sinned. But Jesus stopped and talked to him anyway.

Jesus called him anyway.

How many of you would like God to stop and talk to you, even though you have done wrong. Great! Me, too!

The Bible says that Jesus was walking along and He saw a tax collector named Matthew.

Back in the day, the tax collectors were known for taking a cut of people's money.

They were basically stealing from the people all the time. It was so bad that people understood the words "tax collector" to automatically mean

"sinner"! Can you imagine your job being identical to "sinner" because so many in your work lied or cheated or stole?

I bet you can imagine a job where people automatically assume you lie or steal because there is probably a profession in your country that is similar.

Do you have people in your country who take bribes?

He was walking by and saw Matthew sitting at the tax collector's booth. Jesus said to Matthew, "Follow me."

Immediately Matthew got up, left his post, and followed Jesus!

Matthew was no longer at his post but left everything to follow Jesus!

Later, Jesus was having dinner at Matthew's house, and the Bible says that there were many other tax collectors and sinners there to have dinner

with them. The religious leaders asked the disciples, "Why does your teacher eat with tax collectors and sinners?"

Jesus responded, "It is not the healthy who need a doctor, but the sick."

Did you know you were sick? I bet you feel just fine!

When Jesus said, "The sick are the ones who need a doctor," He was saying that sinners are the ones who need a Savior. If you think you are perfect and don't need any help, then you are on your own. Jesus came to help those who recognize that they are not perfect and do need the help.

You and I are on the wanted poster. We are caught in sin. The Bible says that ALL of us have sinned. But that is not the end of the story! Jesus is still looking for you! He knows that you are a sinner, but He wants a relationship with you anyway. In fact, He came to earth for sinners!

How many of you would like to have Jesus as your friend? That's wonderful! Let's pray together.

"Thank you, Jesus for coming to earth for us sinners. I admit to you right now that I am a sinner. I have made mistakes. Thank you for being willing to talk to me and for being my friend. I believe in you. Amen."

Just like today's drama/skit, you and I are also on the wanted poster. But that is not the end of the story. Tomorrow we will see more of the drama and learn more about God.

# Verse

"For all have sinned and fall short of the glory of God."  
Romans 3:23

# Voting

Encourage students to make the bible personal. If they were Matthew, would they do the same thing that he did? Was it ok for him in that country, but would it be wrong today in my country? Was it worth it to him? Would it be worth it to you? How much trouble would you be in if you did it like Matthew?

What do you think?

\* Matthew should have stayed at his table, doing his job. It was wrong to leave in the middle of his shift.

\* Matthew did the right thing to leave his job. He saw a better opportunity and didn't have to think about taking it.



**1 Time Voting** **Matthew is Called**  
What do you think?

Whether should have stayed at his table doing his job. It was wrong to leave in the middle of his shift.

Whether did the right thing to leave his job. He saw a better opportunity and didn't have to think about taking it.

Easy	
Medium	
Difficult	
Advanced	

Equip & Grow  
Children and Families

A small, stylized illustration of a group of people, possibly a family or a group of workers, in the bottom right corner of the voting sheet.

# Day 1 Student Books

## Questions and Answers

1. Think about the best people you know of and the worst. If both die in a traffic collision tomorrow, who will wake up in Heaven spending time with Jesus? Why do you think so?

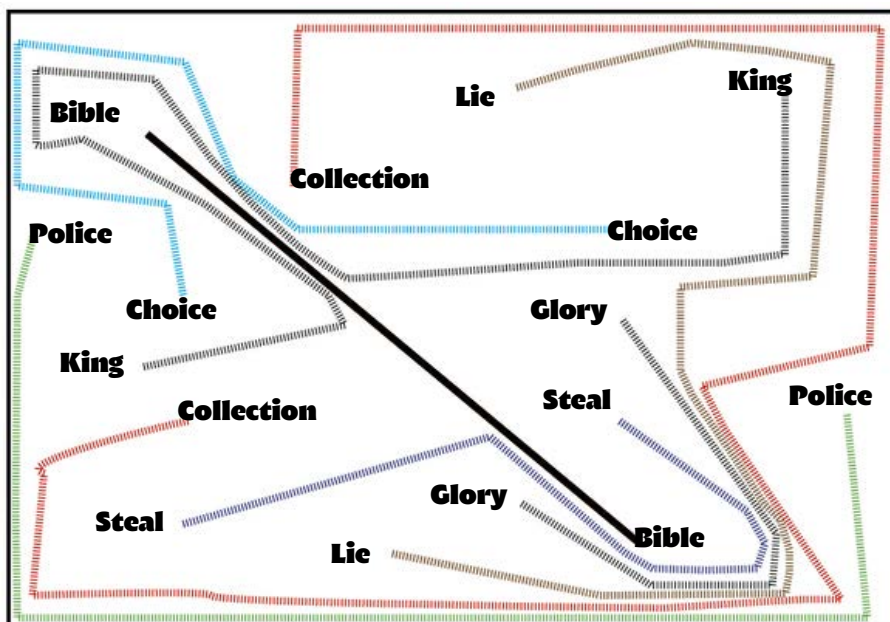
Answer: Nobody, no matter how good they are, can go to Heaven because of their own goodness. (Romans 3:23) God will forgive anyone who believes in Jesus and asks for His forgiveness. (John 1:12) Discuss celebrities and mafia leaders. If you have time, research online some famous people who have done a lot of good works but are not Christians, and perhaps some people who became Christians in jail while serving their sentence. Which of these will get to Heaven?

2. Who took bribes in the bible story today? Was that illegal? Is it illegal today in your country?

Answer: Matthew was a tax collector. They took bribes or collected more than was required so they would have the extra money for themselves. Yes, it was legal, and Rome considered it payment for doing the job of gathering taxes. Discuss the similarities between scams for money, stealing, and selling high priced things on a commission.

3. Like Matthew, what is a despised job in your community? Would Jesus want a person in that line of work to be His disciple and representative if he was here today?

Answer: Each country will have different answers, but answers might include slavery, prostitution, cleaning toilets or sewers, dangerous factory work, etc. Would Jesus want them today? "Yes!!" He chose Matthew deliberately. He still calls people, today, no matter what their job is.



**Match the same words correctly, without crossing the lines. Use a pencil to erase.**

# Student Books

## Maze

Start at the arrow pointing into the picture and find an open path that doesn't cross any lines to the exit arrow.


### Advanced - Difficult



### Medium



### Easy




### Wordfind

C	G	F	B	G	S	U	S	E	J	N	B	F	G
O	A	H	K	C	P	H	K	R	C	E	C	C	A
L	E	S	P	N	W	B	F	V	I	A	H	P	
L	A	C	T	G	B	I	B	L	E	K	L	K	B
E	G	H	S	L	A	X	G	C	T	K	L	O	H
C	H	O	I	C	E	V	S	P	V	O	E	A	P
T	S	R	N	B	S	N	R	E	E	T	D	G	S
I	C	T	K	P	W	E	H	T	T	A	M	H	F
O	E	K	F	R	T	C	O	D	E	X	A	N	E
N	U	H	C	A	E	N	L	A	S	E	K	F	R
E	N	C	E	I	G	I	A	O	E	S	N	C	S
P	S	H	U	B	F	K	E	T	R	F	K	K	A
A	C	O	K	E	C	A	T	F	S	Y	T	E	R
G	P	B	A	N	O	I	S	S	E	F	O	R	P

SIN  
GLORY  
CALLED  
POLICE  
CASTLE  
KING  
CHOICE  
LIE  
STEAL  
JESUS  
BIBLE  
TAKES  
COLLECTION  
CHEATER  
PROFESSION  
GOD  
MATTHEW  
CHOR

**Finish drawing the queen.**



**Circle the people below who have sinned.**



Answers: Circle all except Jesus. Encourage a discussion about the superhero who might be imagined to be sinless since he's not a real person but an imaginary figure. Discuss the fact that Jesus is not imaginary but is real, and His sinlessness is also real. If the superhero was real, he'd sin just like we do even when we do our best to be good all of the time.

**In the box on the left are negative actions. In the box on the right there are possible responses and consequences. Write the negative actions that are missing.**

1. Spoke disrespectfully to my mama



1. Ask her for forgiveness

2. Took something from my sister's room



2. Confess, return it, ask forgiveness

3. Ate the last slice of pizza



3. Next time, ask if anyone wants more pizza before I take it.

4. Copied an answer from another student on a test



4. Confess it to God and the teacher, and study harder next time so I won't be tempted.

5. My friend bought candy and I took it



5. Apologize and give it back or buy more and give it to my friend.

Allow the different punishments to open a discussion and make the lesson more interesting and applicable to present-day life for the students. Accept all answers, allowing the students to have fun with the reward and the crime. Some possible answers: Gave the dog some of my chips, woke me up too early, blew my head off, etc. Possible rewards: \$1,000,000, 2 packages of chips, a mommy hug, a free pass to get out of doing chores.



# The Bible with Homemade Clay

Let's get out some homemade clay for today's Bible story!

The Bible says that Jesus was walking along and He saw a tax collector named Matthew.

Divide your clay into three balls. With two clay balls, let's make a table and chair for Matthew to work at. (Give the students time to make the table and chair while sharing about tax collectors.)

Back in the day, the tax collectors were known for taking a cut of people's money. Since they were taking people's money for the government, many took a little extra. They were basically stealing from the people all the time. It was so bad that people understood the words "tax collector" to automatically mean "sinner"! Can you imagine your job being identical to "sinner" because so many in your work lied or cheated or stole? Okay, now let's make Matthew out of clay and set him down on the chair. (Give them a little time to finish Matthew.)

Okay. You can smash those, and now let's make a coin box and some coins. I bet you can imagine a job where people automatically assume you lie or steal because there is probably a profession in your country that is similar. Do you have people in your country who take bribes? Do people pay to have someone lie for them? This was the life of Matthew. He was a known sinner. Tax collectors took people's money and put it in a box to turn into the government. Only, they usually didn't turn over all the money.

You can smash the money, and now let's make Jesus with all your clay. He was walking by and saw Matthew sitting at the tax collector's booth. Jesus said to Matthew, "Follow me."

Immediately Matthew got up, left his post, and followed Jesus!

Now let's make a table and chair again with our clay, only this time, let's leave them empty! Matthew was no longer at his post but left everything to follow Jesus!

Now let's make a plate, fork, knife, and spoon. Later, Jesus was having dinner at Matthew's house, and the Bible says that there were many other tax collectors and sinners there to have dinner with them. The religious leaders asked the disciples, "Why does your teacher eat with tax collectors and sinners?"

Jesus responded, "It is not the healthy who need a doctor, but the sick."

Did you know you were sick? I bet you feel just fine!

When Jesus said, "The sick are the ones who need a doctor," He was saying that sinners are the ones who need a Savior. If you think you are perfect and don't need any help, then you are on your own. Jesus came to help those who recognize that they are not perfect and do need the help.

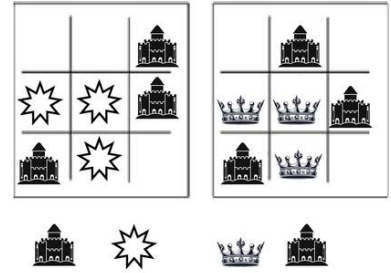
(Collect the homemade clay from the students.)



## Game Tic-Tac-Toe

As each team member repeats their memory verse correctly, have them choose a space on the Tic-Tac-Toe board and mark it with their team's symbol or sit or stand there. The first team to get Tic-Tac-Toe wins.

To play without a game board, line up three rows of three chairs in the center of your classroom to use as your Tic-Tac-Toe board. If you don't use chairs in your classroom, you can place paper plates or paper on the floor to use as your Tic-Tac-Toe board.



## Snack Special Cucumber Chaat

### Ingredients:

- \*1 to 2 big sized cucumbers (depending on the number of children you have)
- \*¼ cup grated carrot
- \*2 tablespoon grated coconut
- \*¼ cup roasted peanuts
- \*¼ cup puffed rice
- \*1 tsp chat masala
- \*¼ cup sev
- \*2 tablespoon coriander leaves
- \*1 lemon juice
- \*You will also need paper plates to arrange and serve the chaat.

### Instructions:

1. Peel cucumbers and make medium sized slices.
2. In a bowl mix, grated carrot, grated coconut, peanuts, puffed rice, chat masala, sev and lemon juice. Mix well.
3. Arrange cucumber slices on paper plates
4. Place a spoon full of mix on each cucumber slice, decorate with coriander leaves on top.
5. And your special cucumber chaat is ready to be enjoyed.



## Crafts Police Radio

### Materials:

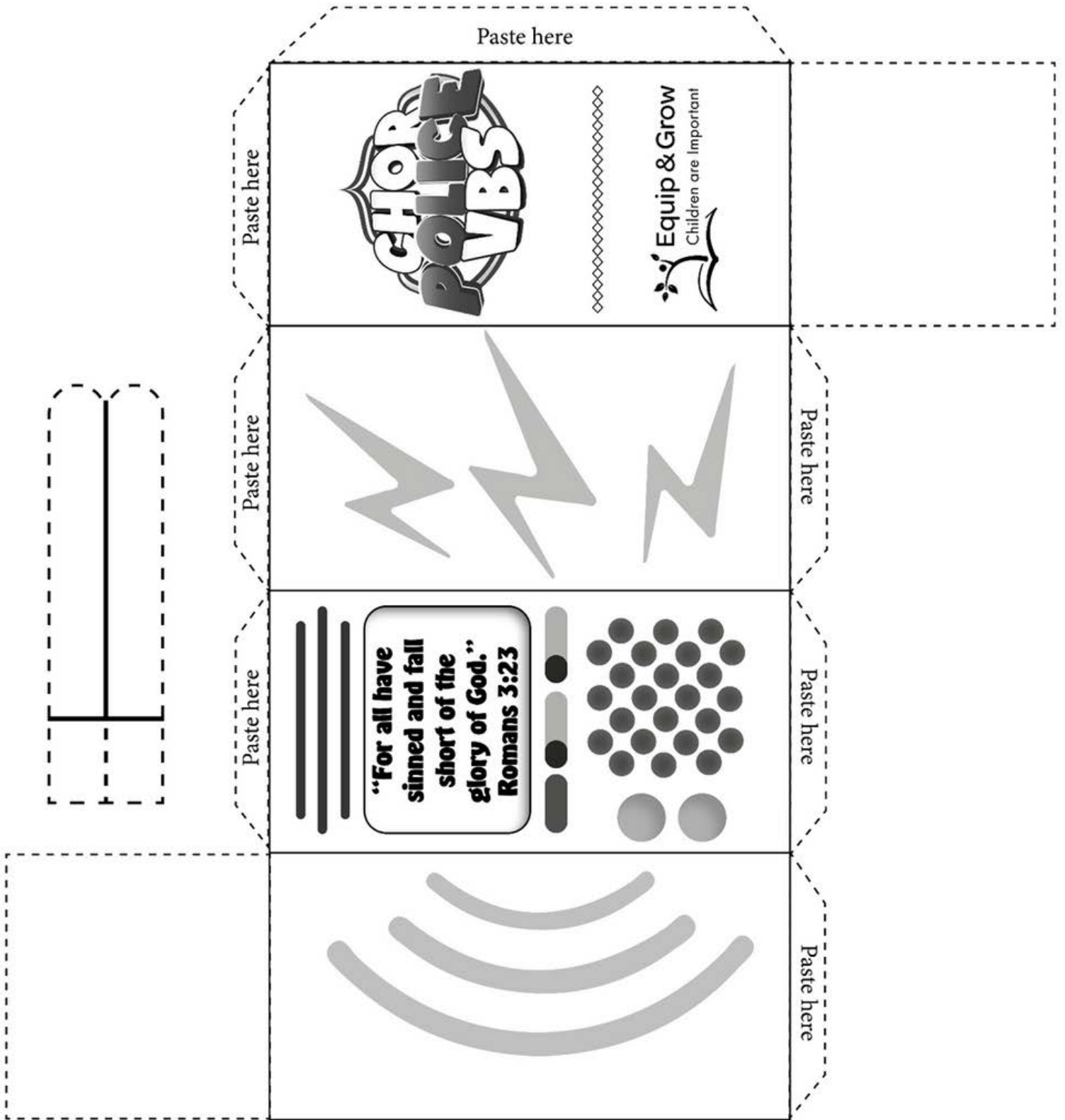
- Copy of printed radio on paper for each child
- Scissors
- Glue
- Colors

### Instructions:

- Step 1. Color and/or decorate the radio to your liking.
- Step 2. Cut it out along the dotted lines.
- Step 3. Fold the on the lines and tabs and glue into place.
- Step 4. Finish by cutting and gluing on the antenna so you will have better reception. Use your radio to tell the other officers where you've looked for the Chor and where you will go next.



# Crafts 1 - Police Radio





# 2

## Jailed

Bible Story: Woman is Caught in Adultery

### Drama/Skit

Patlu: Hey, I think we lost them.

Motu: Holy cow, Patlu, we did everything but leave the town. We are [swinging arms wide like a bird] wild and free...

Patlu: Okay, Motu, I am going to go take a look from the top of this hill.

Motu: I will wait here while you go have a look.

Patlu: [Looks over the top of something then ducks back down immediately] Motu! They found us!

Motu: Oh no!

Chief Inspector: [Walking confidently onto the stage] Hey, boys.

Patlu: Hello Chief Inspector, how are you doing this fine day?

Motu: [gulp] Hello Chief Inspector

Chief Inspector: I think you boys need to come with me now.

Patlu: Where we going Officer?

Chief Inspector: To Jail. You boys have to answer for some things you have done.

Motu: To jail? All we did was pull a little prank on the...

Patlu: [twists Motu's nose to make him stop talking] Yeah, just an innocent little prank.

Chief Inspector: That's not what I hear. I have great hearing [pointing at his big ears].

Motu: Well, how long are we going to jail for?

Chief Inspector: Until you pay for all you did. You two have done a lot, too.

Patlu: Hey, Chief Inspector, Sir?

Chief Inspector: Yeah?

Patlu: Is there any way that you know of that we can pay for everything we have done from jail?

Chief Inspector: None that I can think of.

Motu: Aw, come on! It isn't fair! [Flailing arms about and accidentally whacking Patlu.

Patlu: Ooof, quit flailing your arms. Yeah, Chief Inspector, what about justice?

Chief Inspector: Hey look, guys. You know the laws of the kingdom. You knew 'em and you broke 'em.

Motu: Do you really need to put handcuffs on us?

Chief Inspector: Well, I think we will have plenty of time to talk later when we get in front of the king.

Motu: Oh no, the king is just. We will never get away with anything we did Patlu!

Patlu: [Putting his hand over Motu's mouth] Shut up, Motu.

Motu: [Muffled] He already knows about the stealing, the pranks, hitting my little sister, and disobeying my mom. How I wrecked my brother's kite and blamed it on my other brother.

Patlu: Shut up, Motu.

Motu: Like he doesn't already know about how you went fishing without a permit and picking mangos without permission, and you were digging through the hotel's trash.

Chief Inspector: Don't forget the pick-pocketing and borrowing tools and "forgetting" to return them and all those lies.

Patlu: Oh, I guess it doesn't matter, Motu. Even if you open your big mouth and tell everything we have done the king already knows it.

Chief Inspector: Come on, boys, let's go.

Chief Inspector: [Trips over his own feet and falls down. Gets up and looks around to see if anyone noticed.]

# Main Lesson

## John 8:1-11

You were wanted.

Your name was on the poster, and people were out looking for you.

But now you are in JAIL! That's right, you are actually locked up! But you don't feel like you are in jail, do you? You can stretch around, and it seems that you are still free.

You or your friends might not see your jail cell, but God can. In fact, your friends might be in their own jail cell!

Our key verse from the Bible today is, "For the wages of sin is death, but the gift of God is eternal life in Christ Jesus our Lord." Romans 6:23

Do you remember the lesson from yesterday? We all have sinned, every single one of us!

Well, there is an actual punishment for that sin, just like in today's drama/skit, where Motu and Patlu were caught for their prank and put into jail. Do your parents have punishments at your home? For example, if you don't finish your homework, you don't get to play with your friends. That would be a normal punishment.

Well, God has a punishment, too. It's a punishment for all who have sinned.

But God is also very merciful and doesn't always give us what we deserve.

Jesus was teaching in the courtyard of the church with a lot of people around him.

While all those people were around them, some religious leaders brought in a woman who had been caught in adultery, a bad sin. They made her stand in front of the whole crowd.

How do you think she felt about having her sin broadcasted out-loud to a big crowd? That would have been very embarrassing, wouldn't it?

They asked Jesus what to do. They told everyone of her sin and that the law said they should kill her. That's right; the common punishment for her sin was death! They had all picked up rocks and planned on throwing those rocks at her until she died!

The Bible says:

"But Jesus bent down and started to write on the ground with his finger. When they kept on questioning him, he straightened up and said to them, 'Let any one of you who is without sin be the first to throw a stone at her.' Again he stooped down and wrote on the ground."

"At this, those who heard began to go away one at a time, the older ones first, until only Jesus was left, with the woman still standing there. Jesus straightened up and asked her, 'Woman, where are they? Has no one condemned you?'

'No one, sir,' she said.

'Then neither do I condemn you,' Jesus declared. 'Go now and leave your life of sin.'"

Jesus had mercy on this woman and did not punish her with what her sin deserved. We too can receive mercy from Jesus, and not receive the punishment for our sins, though it is a punishment that we deserve.

Would you like that?

Let's pray.

"Jesus, I admit that I am a sinner and that I deserve your punishment. But I ask for your mercy, just like the woman to whom you showed mercy. Please forgive me for my wrong doings, and have mercy on me. Thank you."

Just like in today's drama/skit, you and I have also been caught and thrown into jail. But that is not the end of the story. Tomorrow we will see more of the drama and learn more about God.

# Verse

"For the wages of sin is death, but the gift of God is eternal life in Christ Jesus our Lord."  
Romans 6:23

# Voting

Encourage your students to imagine they were alive and standing in the crowd when this Bible story was happening. If they looked at the faces of the people around them, what would they guess the people were thinking and feeling at that time?  
How did the religious leaders feel when Jesus didn't punish the woman who behaved badly?

- \* They felt mad at her! They really wanted to stone her to death.
- \* They felt happy for her! They felt sad that she had sinned and were delighted that she got to go free and to get a second chance to make better choices.



**2 Time Voting**

### Woman is Caught in Adultery

How did the religious leaders feel when Jesus didn't punish the woman who behaved badly?

<i>Easy</i>	
<i>Medium</i>	
<i>Difficult</i>	
<i>Advanced</i>	

They felt mad at her! They really wanted to stone her to death.

They felt happy for her! They felt sad that she had sinned and were delighted that she got to go free and get a second chance to make better choices.

Equip & Grow  
Catholic and Christian

# Day 2 Student Books

## Questions and Answers

1. Together as a class, make a list of punishments that you or others have been given when found guilty of doing something wrong. Put the list in order of severity from least to greatest.

The mommy glare, loss of a little screen time, a mild slap on the hand, yelled at, sent to your room for a time out, grounded for a week, restricted from something you enjoy like dinner or dessert, spanked, .....stoned to death like the law said in today's Bible story.

2. What is the worst breaking of a law or school rule that you have seen somebody get away with and not been caught or punished?

Prepare an example from local news to help children start giving examples. Be ready to give an example from your own life of something you did but didn't get caught and tell how you felt about it. Did you admit it eventually?

3. Is it possible to hide ALL your bad actions or words from your parents? From God?

Genesis 3:8 Jeremiah 23:24 Joshua 7:19

4. What do you have to do to hide something from your teacher, mom, dad, police, etc?

Answers will vary but encourage students to admit that one sin often leads to others like lying to cover it up.

## Advanced - Difficult

Answers:

Allow the different punishments to open a discussion and make the lesson more interesting and applicable to present-day life for the students.

Talk about the things we think we can get away with because, "Everybody does it," but that can still be wrong.

Talk about the reasons that parents want children to learn to do the right thing while they are young. It is love that motivates them to reinforce their teaching with punishment if the child isn't learning the important things in life.

## Match the appropriate punishments for each thing

Stealing candy  
Killing somebody  
Cheating on a test  
Pretending not to be a Christian  
Sneaking a sweet goodie  
Denying you did it  
Touching your sister's stuff  
Hitting or kicking the dog  
Throwing away good food  
Gossiping about somebody  
Sticking used gum to furniture  
Forgetting to pray at meals  
Ignoring Jesus  
Pretending to be sick  
Sinning

Time-out  
Death  
Jail  
Spanking  
Forget it, everybody does it  
Saying you are sorry  
Asking for forgiveness  
Promising to never do it again  
Paying for it with money  
Going to your room  
Skipping a meal  
Scolding  
Grounding (withholding something)


Find the 8 hidden crosses and color the drawing.



# Student Books

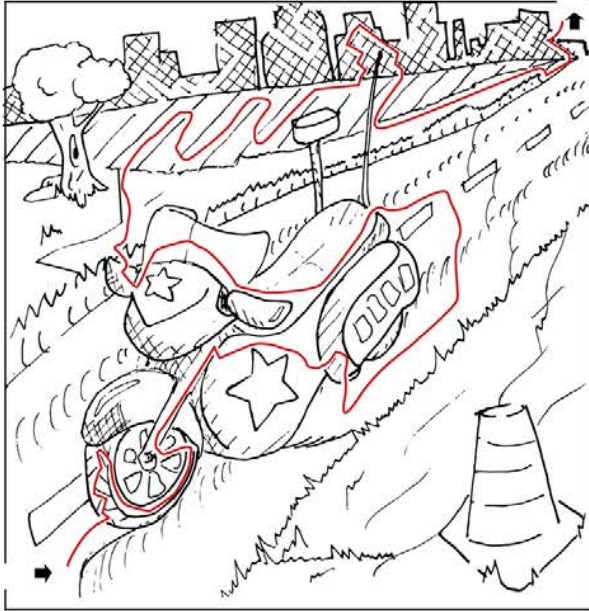
## Maze

Start at the arrow pointing into the picture and find an open path that doesn't cross any lines to the exit arrow.

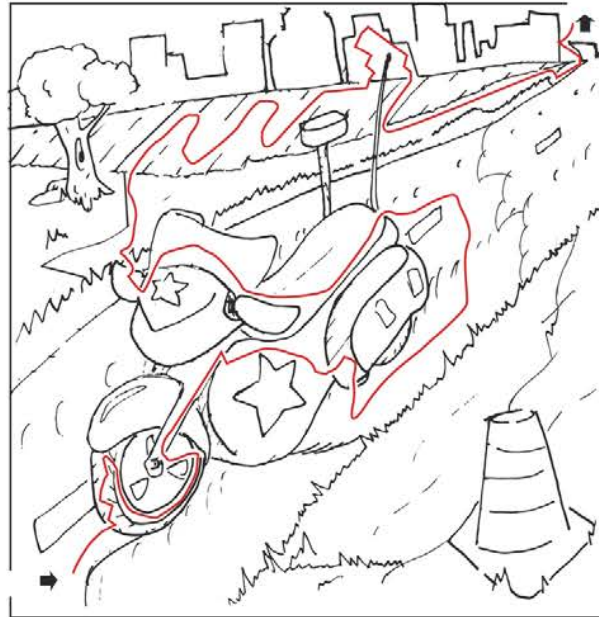


**Draw what is missing from the picture.**

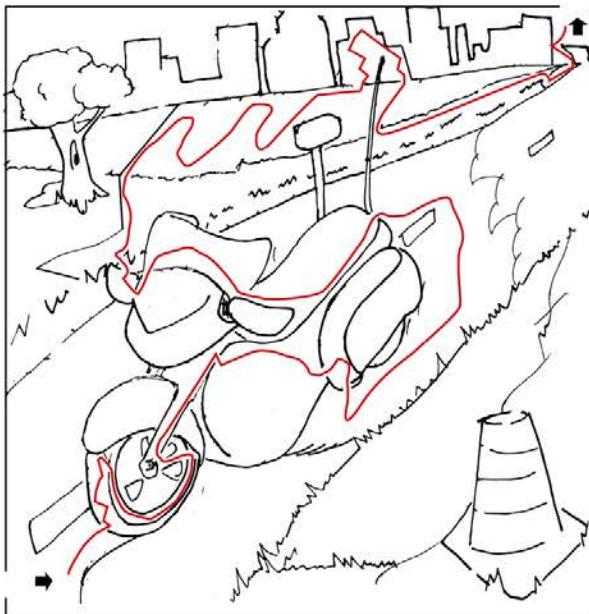
### Advanced - Difficult



### Medium



### Easy



### Wordfind

C	E	A	E	E	T	E	R	N	A	L	P	JAIL
O	P	R	A	N	K	A	U	G	N	I	K	WANTED
N	H	D	E	T	N	A	W	U	C	A	L	PICK-POCKET
S	K	A	F	E	S	N	S	K	F	J	T	DISOBEY
E	D	I	N	D	N	I	P	O	T	E	B	HANDCUFF
Q	G	H	E	D	R	O	C	K	S	C	D	WAGE
U	T	A	G	N	C	C	Y	B	C	E	I	EVERYONE
E	E	H	W	K	H	U	X	R	M	M	S	PUNISHMENT
N	C	A	E	E	V	C	F	A	E	C	O	ETERNAL
C	I	T	E	C	A	H	H	F	N	V	B	GIFT
E	L	E	R	L	A	S	T	O	N	G	E	PRANK
S	O	D	F	X	A	B	C	H	R	T	Y	KING
E	P	T	N	E	M	H	S	I	N	U	P	CONSEQUENCES

ASHAMED  
CHOR  
ROCKS  
FREE  
POLICE

# Bible Review

## Homemade Clay

Let's get out the clay for today's Bible story!

Jesus was teaching in the courtyard of the church with a lot of people around him. Let's make a whole crowd of people with our clay.

While all those people were around them, some religious leaders brought in a woman who had been caught in adultery, a bad sin. They made her stand in front of the whole crowd.

Now let's make the woman.

How do you think she felt about having her sin broadcasted out-loud to a big crowd? That would have been very embarrassing, wouldn't it? Now bend your woman down, as though she was very embarrassed and ashamed. Now give her a sad face.

They asked Jesus what to do. They told everyone of her sin and that the law said they should kill her. That's right; the common punishment for her sin was death! They had all picked up rocks and planned on throwing those rocks at her until she died!

(Now let's make some stones like the ones they were going to throw at her.)

The Bible says:

"But Jesus bent down and started to write on the ground with his finger. When they kept on questioning him, he straightened up and said to them, 'Let any one of you who is without sin be the first to throw a stone at her.' Again he stooped down and wrote on the ground."

Now let's make Jesus with our clay.

"At this, those who heard began to go away one at a time, the older ones first, until only Jesus was left, with the woman still standing there. Jesus straightened up and asked her, 'Woman, where are they? Has no one condemned you?'

'No one, sir,' she said.

'Then neither do I condemn you,' Jesus declared. 'Go now and leave your life of sin.'"

(Collect the clay from the students.)



## Game Memory Verse Time

Write the memory verse on a board. Erase the verse one word at a time, each time asking the children to repeat the verse.

If you don't have a white board or chalk board, write the verse on individual note cards or papers. Each time a word is removed, simply flip the paper over so the word can't be read. Continue until the entire verse has been erased, covered, or flipped over and the children are quoting it as though they could read it.

## Snack Cupcakes with Gems

1. Following a cake mix directions, bake enough cupcakes for your children or order them from a bakery made with only icing on top.

2. Purchase candy gems

Today your students will enjoy a delicious cupcake with gems on top, with or without frosting. The cupcakes can be decorated with gems candy which is easily available in India. Children can have fun placing gems candy in different shapes and colours as they like. You can bake cupcakes or you can go to your local bakery and pick up some easy muffins, as shown in the picture.



## Crafts Door Hanger

### Materials:

- Print a copy of the castle for each student
- Scissors
- Glue
- Gift ribbon or curling ribbon
- Paper punch
- Colors

### Instructions:

Step 1. Color and/or decorate the castle.



Step 2. Cut it out along the dotted lines

Step 3. Punch only where the hook is making several separate holes, this is optional.

Step 4. Thread the ribbon or curli inside the holes. Your incredible door hanger is ready.



# Crafts 2 - Door Hanger





# 3

# Bailed

Bible Story: Jesus Dies on the Cross

## Drama/Skit

Chief Inspector: Hey, you two, wake up!

Patlu: What? What is it, [Sleepily waking up.]

Motu: [Jumps up from lying down] Yeah, what is it? Did you get lonely and want to hear another story?

Chief Inspector: Oh, no, please, not another story. I came because you have an offer.

Patlu: An offer? Do you have any friends who would visit you here?

Motu: Um, let me think... Nope.

Patlu: Me neither.

Chief Inspector: A man with an offer.

Patlu: What kind of offer? Like a job offer?

Chief Inspector: Yeah, it is a little like that.

Motu: Aw, we don't need a job, do we, Patlu? We are [swinging arms wide like a bird] wild and free.

Chief Inspector: You don't look very free in here, you know. Maybe you should listen to him.

Patlu: We haven't ever had a visitor; maybe we should hear the offer.

Chief Inspector: I took him up on his offer a while back. Best offer I ever got.

Patlu: You hear that, Let's hear him out.

Motu: Well, I don't know.

Patlu: [Hits Motu on the back of the head]

Motu: I guess we could listen.

Patlu: Yeah, go ahead Chief Inspector bring him in here.

Chief Inspector: Not here, fellas, you have to go to him at the castle on the hill.

Patlu: You mean we get to go outside? What if we run away?

Chief Inspector: You don't get it, do you? He has already bailed you out of here. You are free to go. He put himself on the line for you.

Motu: [Talking very excitedly] I was thinking we were the idiots for getting caught. Now look who is the idiot. What if we don't go up there and listen to his offer?

Patlu: Oh, it will be so great to be out of here. I can feel the wind in my hair. Let's go.

Motu: To the castle? Or back to our hideout?

Patlu: Well, how would he find us if we didn't come up to the castle? Or go to the trial? What would he tell the king or queen?

Chief Inspector: What do you mean, "What would he tell King Raja or the queen"? He is the king. He already knows what all you have done, and he will know if you don't come. He has a good offer for you.

Patlu: The king bailed us out? Well, that puts a twist in our plans to escape, doesn't it?

Motu: Yes, I suppose it does. I guess we should go hear his offer. [Flinches, expecting a hit in the head the head, but Patlu doesn't notice.]

# Main Lesson

## Matthew 26-27

You were wanted. You were put into jail.

People were out looking for you. You were caught and thrown in jail.

But now you have been BAILED out! That's right; someone has offered to pay to set you free! But, you don't feel like you have been freed yet, do you?

You can still remember your sins, lies, and mistakes.

You and your friends might still be in trouble for something you have done recently. In fact, you might be punished when you get home!

Our key verse from the Bible today is, "But God demonstrates his own love for us in this: While we were still sinners, Christ died for us." Romans 5:8

Do you remember the first lesson? We all have sinned, every single one of us!

Do you remember yesterday? We are all caught and put in jail.

Well, there is an actual payment that has been made for that sin. It is just like in today's drama/skit, where they were bailed out of jail and received an offer.

Have you ever had to restore a friendship by paying for something you broke or stole? That would be a normal payment to restore the relationship with people whose things we have damaged.

Well, God needs us to make a payment, too. All those who have sinned need to restore their relationship with God.

But God is very loving and has made a way for us to restore our relationship with Him.

Jesus got together with all his disciples, who were his closest friends, for a final dinner. At that dinner were two men who would betray Jesus. After dinner, Judas betrayed Jesus by turning him over to the people who would kill Him on the cross. While they were judging Jesus in court, someone asked Peter if he was with Jesus. Peter said, "No," not once but three times! After Peter denied Jesus the third time, a rooster crowed, just as Jesus had predicted. Both of these two sinned by betraying Jesus. Those two sins required death, just like each of our sins.

After Jesus was betrayed by these two men, a huge crowd gathered at his trial. They called for his execution. When Jesus died on the cross, He died so that we do not have to die for our own sins. His death was sufficient to forgive everyone their sins because he was perfect. Jesus changed how we have a relationship with God. Now, instead of trying to be perfect, we have to choose whether we want to accept his death for our sins. His death covers our imperfection!

Judas and Peter had both sinned. Judas chose not to accept the sacrifice of Jesus, but Peter chose to accept it. After Jesus died and rose from the dead, He appeared to the disciples. On the third time Peter saw Jesus, he was out fishing. Jesus appeared on the shore, and the disciples knew right away that it was Him. Peter jumped out of the boat and swam to Jesus. Jesus forgave Peter for his sin and told him, "Follow me."

Who will you choose to copy? Will you be like Judas who chose to carry his own sin? Or will you choose to be like Peter who, after sinning, chose to return to Jesus and follow Him?

Jesus died for sins we have committed and has made a way for us to be restored to a relationship with God. We, too, can follow Jesus, and not receive the punishment for our sins that we deserve.

Would you like that?

Let's pray.

"Jesus, thank you for dying on the cross so I don't have to die for my own sins. Please forgive my sins. I will follow you. Thank you."

Just like today's drama/skit, you and I also have been bailed out of jail, and we have received the king's offer to be restored. But that is not the end of the story. Tomorrow we will see more of the drama and learn more about God.

# Verse

"But God demonstrates his own love for us in this: While we were still sinners, Christ died for us."  
Romans 5:8

# Voting

Who made Jesus die?

\* Pontius Pilate sentenced Him to death. The soldiers carried out the punishment.

\* God asked Him to die on the cross to pay for our sins. Jesus obeyed God and chose to die; nobody made him do it.


**3 Time Voting**

## Jesus Dies on the Cross

Who made Jesus die?

<small>Pontius Pilate sentenced Him to death. The soldiers carried out the punishment.</small>	<small>God asked Him to die on the cross to pay for our sins. Jesus obeyed God and chose to die; nobody made Him do it.</small>
<b>Easy</b>	
<b>Medium</b>	
<b>Difficult</b>	
<b>Advanced</b>	

Equip & Grow  
Childcare & Education



# Day 3 Student Books

## Questions and Answers

### 1. What does it mean to pay the bail? How much bail is required for different crimes?

Bail money is a way to guarantee that a charged person will appear in court and not run away and hide to avoid being found guilty. Each country will vary. In the USA each state sets guidelines with a minimum and a maximum. It often is 10% to 20% of the damages. It can be very high (or denied) if the defendant is shown to be a risk for not appearing at the court date.

Matthew 18:25-34

### 2. What did Jesus have to pay? Why did he have to pay? What was His crime?

Jesus paid for sins that we commit by death on a cross. The reason he had to pay was God planned it to redeem all people who believe in him and accept Jesus as their Savior. He did not commit any crimes so he was like the sacrifice from the laws in the old testament that required the lamb that they sacrificed was faultless and perfect.

### 3. Are innocent people ever found guilty and put into prison or sentenced to death today?

Sadly, yes it happens sometimes. There have been instances where a person was killed because they refused to deny Christ. Matthew 10:33 "But whoever disowns me before others, I will disown before my Father in heaven." These martyrs chose to admit to being Christian rather than deny Christ and not be killed. However: Hebrews 11:37 shows it is not new.

**Find the 7 hidden crosses and color the drawing.**



**Find the 8 differences.**

**Find the crosses in this drawing of the crucifixion. There are 18 hidden.**



# Student Books

## Maze

Start at the arrow pointing into the picture and find an open path that doesn't cross any lines to the exit arrow.

### Advanced - Difficult



### Medium



### Easy



### Wordfind

D	H	G	U	I	L	T	Y	G	D	V	M
E	R	O	T	S	E	R	C	N	H	B	N
M	X	J	E	C	I	F	I	R	C	A	S
O	P	E	T	E	R	C	G	N	H	V	S
N	A	S	C	P	A	H	O	H	R	T	E
S	U	U	J	U	L	I	A	B	I	H	N
T	J	S	G	O	T	I	S	U	S	G	E
R	C	H	E	A	N	I	S	R	T	E	V
A	T	H	V	J	E	Y	O	S	Q	A	I
T	R	L	O	G	M	V	R	N	A	D	G
E	A	E	D	R	Y	H	C	A	G	S	R
S	A	U	S	S	A	G	V	B	D	A	O
G	J	Y	A	R	P	W	O	L	L	O	F

GUILTY  
 CAUGHT  
 BAIL  
 JUDGE  
 DEMONSTRATE  
 PAYMENT  
 RESTORE  
 EXECUTION  
 CROSS  
 SALVATION  
 FORGIVENESS  
 SACRIFICE  
 FOLLOW  
 PRAY  
 PETER  
 JESUS  
 CHRIST  
 CHOR

# The Bible with Homemade Clay

Let's get out the homemade clay for today's Bible story!

Jesus got together with all his disciples, who were his closest friends, for a final dinner. With your clay, make a loaf of bread and a plate. At that dinner were two men who would betray Jesus. After dinner, Judas betrayed Jesus by turning him over to the people who would kill Him on the cross. While they were judging Jesus in court, someone asked Peter if he was with Jesus. Peter said, "No," not once but three times! After Peter denied Jesus the third time, a rooster crowed, just as Jesus had predicted. (Make a rooster with your clay.) Both of these two sinned by betraying Jesus. Those two sins required death, just like each of our sins.

After Jesus was betrayed by these two men, a huge crowd gathered at his trial. They called for his execution. When Jesus died on the cross, He died so that we do not have to die for our own sins. (Now make a cross with your clay.) His death was sufficient to forgive everyone their sins because he was perfect. Jesus changed how we have a relationship with God. Now, instead of trying to be perfect, we have to choose whether we want to accept his death for our sins. His death covers our imperfection!

Judas and Peter had both sinned. Judas chose not to accept the sacrifice of Jesus, but Peter chose to accept it. After Jesus died and rose from the dead, He appeared to the disciples. On the third time Peter saw Jesus, he was out fishing. (Now make a boat with your clay) Jesus appeared on the shore, and the disciples knew right away that it was Him. Peter jumped out of the boat and swam to Jesus. Jesus forgave Peter for his sin and told him, "Follow me."

Who will you choose to copy? Will you be like Judas who chose to carry his own sin? Or will you choose to be like Peter who, after sinning, chose to return to Jesus and follow Him?

(Collect the clay from the students.)



## Game Memory Verse Time

Inflate balloons, one balloon for each word of the memory verse. With a permanent marker, write one word of the memory verse on each balloon. Using clear packing tape, stick the balloons to the wall in order (if time allows, children can take turns to do this). If you plan to put the balloons up during class, have the children read the verse as you put up the words. After all the balloons are in place, ask for volunteers to take turns popping any balloon (a "push pin" works well), followed by everyone saying the verse together each time a balloon is popped.



## Snack Mini Sandwiches

### Ingredients:

- Bread
- Cucumber slices
- Tomato slices
- Carrot slices
- Butter
- Tomato ketchup
- Salt

### Instructions:

1. Trim sides off the bread and cut each slice into four
2. Have cucumber, tomato and carrot slices in separate bowls
3. Keep butter in a bowl
4. Children can make their own mini sandwiches with the vegetables of their choice.
5. Apply butter on bread, apply tomato ketchup arrange the vegetable of your choice add salt
6. Place another piece of bread on top and enjoy your mini sandwiches.



## Crafts Police car

### Materials:

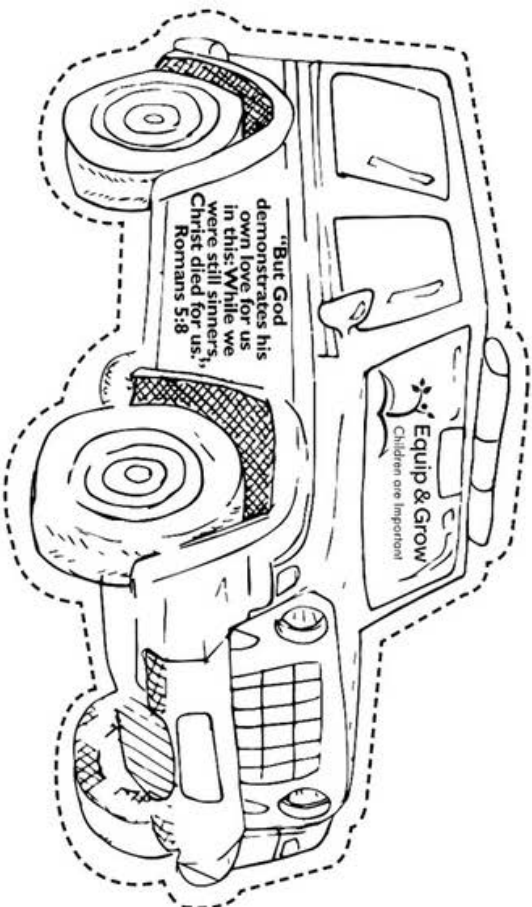
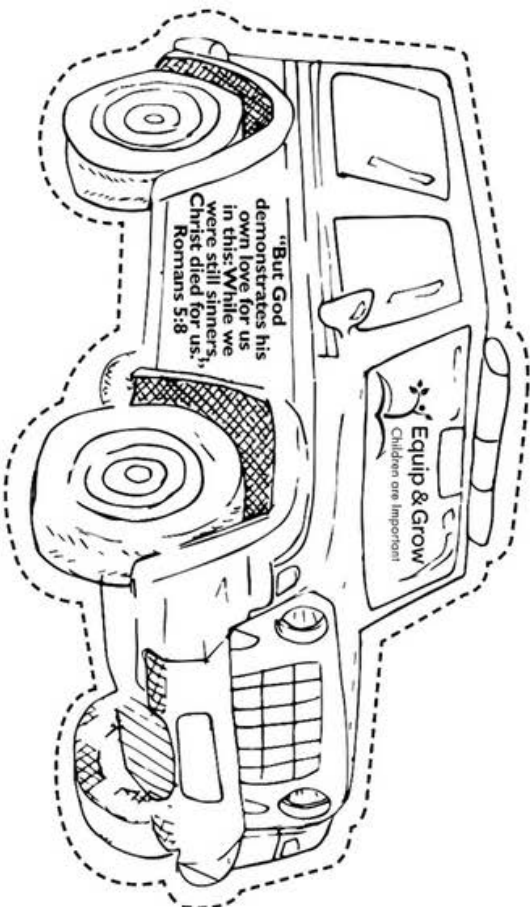
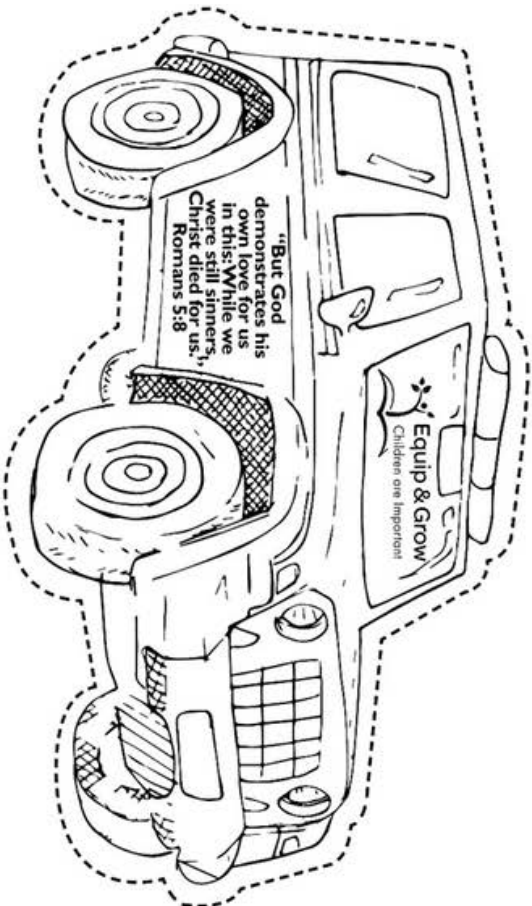
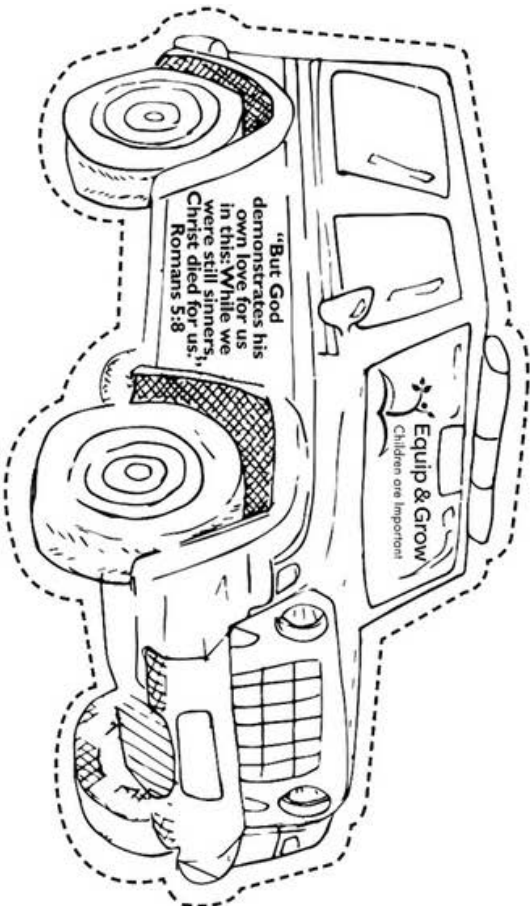
- A printed copy of a police car for each student
- Scissors
- Colored pens, crayons, or colored pencils
- tape
- Short Dowels or skewers

### Instructions:

- Step 1. Color the patrol car, decorating it to look like ones in your area.
- Step 2. Cut it out along the dotted lines.
- Step 3. Stick the patrol car on the thin wooden stick with tape on the back.
- Step 4. When everyone is finished, encourage the students to make siren noises and "drive" their cars to where they think the Chor might be hiding.



# Crafts 3 Police car





# 4

# Branded

Bible Story: Zacchæus Climbs a Tree

## Drama/Skit

Motu: Okay, the trade marks are getting glue on them

Patlu: The stuff he wants marked is waiting in the vault just like he said they would be.

Motu: So, all we have to do is follow his instructions?

Patlu: Yup, that is what he said.

Motu: We are free to come and go as we please until he has another task for us?

Patlu: Yup. It looks to me like this will be an easy task, too. Then we will be [swinging arms wide like a bird] wild and free...

Motu: We just take these trade marks and mark the new stuff and then we are done for now?

Patlu: Yup, that is it.

Motu: Great! Let's get started.

Patlu: You know, I was thinking...

Motu: Yeah?

Patlu: You know how the shopkeeper for the Bakery has that look about him like everything is in control?

Motu: Uh, no.

Patlu: Like when we stole from him. He didn't lose control or swear at us, or hit us or even turn us over to the Chief Inspector.

Motu: Oh yeah.

Patlu: It is almost like he knew something we didn't.

Motu: Oh yeah, now that you mention it. There are a lot of people who know things I don't.

Patlu: You can say that again. You know who else was like that?

Motu: The tuktuk driver and the barber.

Patlu: And?

Motu: Uh, I can't think of anybody.

Patlu: What about Chief Inspector

Motu: Oh, yeah. Him too.

Patlu: [Holding up and looking at a trademark.] It is almost like you can tell who all in the town has accepted the offer of the king.

Motu: Do you think we are going to be like that, too?

Patlu: I don't know about you, but I haven't looked over my shoulder or felt jittery and nervous since we accepted the offer of the king

Motu: Oh yeah, me neither. How come?

Patlu: I'm not scared of getting caught.

Motu: Oh yeah.

Patlu: We spent so long looking over our shoulders, watching our backs, and running away from the police.

Motu: We weren't as good at that as we thought.

Patlu: No, we sure weren't. We thought we were, but we were wrong.

Motu: Well, since we accepted the offer, we have nobody to run from or hide from.

Patlu: That is it! It is like they have been branded, trademarked with the "Certification Mark".. Everybody who has accepted the king's offer are not running or hiding.

Motu: Then we are like that! Maybe I should stick you with this. [Waving the can of glue at Patlu.]

Patlu: We sure are. Put that thing down before you hurt yourself. Let's get this job done so we can go to town using the main street.

Motu: Main Street? We haven't walked down Main Street in years.

Patlu: What gets the first trademark?

# Main Lesson

## Luke 19:1-10

You were wanted. You were caught and thrown into jail.

But then you were BAILED out!

And today we are learning about marking what we own.

Ranchers mark their livestock with a brand so that if one wanders off and somebody finds it, it will be easy to tell who owns each animal. You can't ask a dog or lost bike to tell you where it lives when it gets lost, like a policeman can ask a lost child where he lives. The Bible says that you were bought with a price (1 Cor. 6:20).

How much did you cost?

Remember in the lesson yesterday, that Jesus paid the price for our sins when He died on the cross. Then that is what you and I cost! Jesus' death was very painful. It wasn't a cheap price that He paid to redeem you.

What valuable thing has your family paid for? Perhaps a bicycle or car? Is it marked so that it can be examined and found to belong to your family?

Yes. Every car has a special number marked on it that is registered to the owner. Sometimes people mark their bike with their name or a number.

That way, if it is stolen, they can notify the authorities to help catch the thief.

These are examples of branding!

Do you remember in the Bible story on Tuesday? There was a crowd of people following Jesus and listening to everything He said. Yesterday we heard that there was also a huge crowd of people watching to see what would happen to Jesus when He was accused. Do you know what? There was always a crowd of people around Jesus. His name is Zacchæus, but we'll call him Zack. He lived in Jericho. Yes, that's the same city you heard about that Joshua marched around and whose walls God made fall down. Jesus came into the city of Jericho and was going to pass through it when Zack heard about Him. Boy, did he want to see and hear Jesus! Wouldn't you?

Like you, Zack wasn't very tall so he had a problem. How could he see what Jesus looked like? How could he hear what Jesus said? There was a huge crowd of people surrounding Jesus all of the time. It was like going to see a big parade and getting there late. Wouldn't it be great if you could watch out of a second-story window above the street? Behind rows and rows of people, you can't see much of anything! Zack ran ahead along the road that Jesus would be coming down and spotted a tree and climbed up to get a much better view.

When Jesus got to the tree, He stopped and looked up and said to the little man, "Zacchæus, come down immediately. I must stay at your house today." Zack was very happy to welcome Jesus to his home.

In fact, he repented of his sins right there! He said to Jesus, "Look Lord! Here and now I give half of my possessions to the poor, and if I have cheated anybody out of anything, I will pay back four times the amount."

That had to hurt! Zack was wealthy, so when he said he'd give away half of everything he owned to poor people, he wasn't talking about a small amount.

Why did Jesus pick him, even when he was a little hidden by the branches of a tree?

Jesus told him, "The son of man came to seek and save the lost." Jesus explained that He wants to save everybody who knows they are lost and need saving. Zack accepted Jesus that day. His sudden generosity was proof that he had completely changed. It was like a brand on a cow; it showed that now he belonged to God. He hadn't been physically branded, but people could really see the difference. It was just like in the drama/skit, when Motu and Patlu could really see something different in others.

When you accept Jesus to pay for you and your sins, you become His. He will give you the Holy Spirit as proof that you belong to Him. The Holy Spirit will convict you of sin and help you to say you are sorry and to admit it when you do bad things. He will help you to live close to God and to grow as a Christian.

How many of you would like to pray today to accept Jesus into your heart? Would you like to accept His death on the cross to pay for your wrongdoings? Raise your hand if you would like others to see that you are different and changed.

Let's pray.

"Lord God, I am not perfect and I need help. I want Jesus to come and seek me out like He did Zack. Jesus, will You come into my heart today? Jesus, I want to belong to YOU and to get help to follow You for the rest of my life. I choose to follow You."

# Verse

"If you declare with your mouth, "Jesus is Lord," and believe in your heart that God raised him from the dead, you will be saved."  
Romans 10:9

# Voting

What do you think?


- \* It was okay for Zack to climb a tree and just look at Jesus.
- \* Zack should have been braver and approached Jesus directly.



**4 Time Voting** **Zacchaeus Climbs a Tree**  
What do you think?

<small>It was okay for Zack to climb a tree and just look at Jesus.</small>	<small>Zack should have been braver and approached Jesus directly.</small>
<i>Easy</i>	
<i>Medium</i>	
<i>Difficult</i>	
<i>Advanced</i>	

Equip & Grow  
Cultivate new beginnings



# Day 4 Student Books

## Questions and Answers

**1. Can you be good enough to be saved and get to go to heaven? What does it take?**

None are righteous. (Romans 3:23) Nobody is good enough. (Romans 10:9) It takes believing and declaring your belief with your mouth.

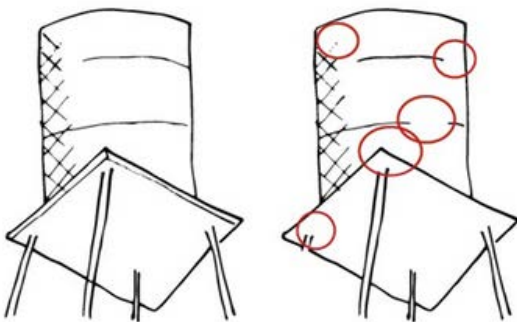
**2. Have you ever been too short to see something you wanted to see? When and where?**

Possible experiences include: sports games when standing on the sidelines with people in front of you, parades, displays in stores etc. That's the reason bleachers are often constructed so more people can get high enough to see well, like Zacchaeus wanted. Help the students relate to Zacchaeus and understand what he was thinking and feeling.

**3. Imagine Jesus said he is coming to your house today, what are your thoughts and worries? Do you think he says that to people today? Is going to church like going to visit His house? Can one meet Jesus there? Would the outcome have been different if Zacchaeus had not gone to see Jesus?**

Teachers, accept all answers and encourage students to be genuine not pretending to be super spiritual. Example: What can I wear? Will my little brother have toys everywhere and make too much noise? What can we cook that he'd like?


**Find the 5 differences**



**Color the picture.**



**Only two of these ten castles are exactly the same. Find and circle them.**



# Student Books


## Maze

Start at the arrow pointing into the picture and find an open path that doesn't cross any lines to the exit arrow.

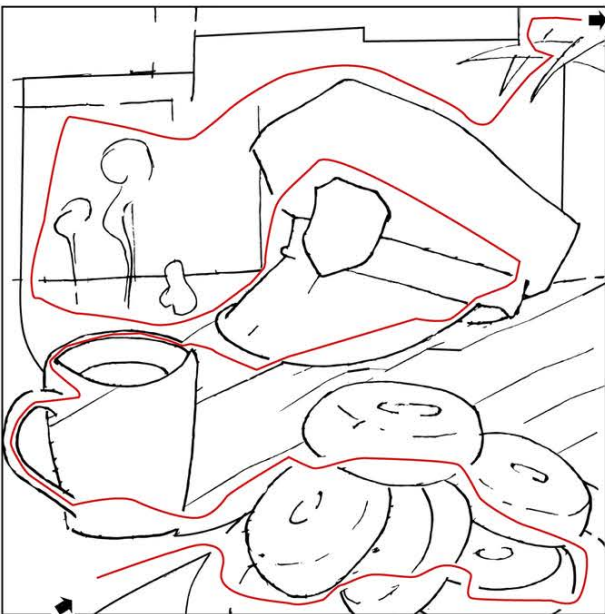
### Advanced - Difficult



### Medium



### Easy



## Wordfind

Z	C	M	J	N	E	C	I	L	O	P
A	A	C	A	S	T	L	E	B	V	J
C	R	O	W	D	I	L	O	P	O	C
C	T	S	D	A	H	J	F	R	A	T
H	H	T	B	K	I	N	G	B	D	I
A	B	C	L	I	M	B	T	G	A	R
E	D	A	A	O	N	P	R	V	L	I
U	C	M	C	D	E	D	O	B	F	P
S	O	B	I	C	L	F	H	A	R	S
U	D	U	C	T	O	L	S	I	V	Y
C	V	A	E	R	T	G	C	S	V	L
F	A	S	G	E	S	E	E	D	A	O
L	I	S	T	E	N	E	R	S	C	H

- QUEEN
- CASTLE
- KING
- PRICE
- COST
- STOLEN
- ACCEPT
- ADMIT
- POLICE
- CROWD
- CLIMB
- TREE
- SEE
- SHORT
- LISTENERS
- HOLY SPIRIT
- LORD
- ZACCHAEUS

# Bible Review with Homemade Clay

Let's get out the clay for today's Bible story.

First make a cow with your clay and mark it with your fingernail on its rump (just like a brand). With that brand, it is plain the cow belongs to you! Do you remember in the Bible story on Tuesday? There was a crowd of people following Jesus and listening to everything He said. Yesterday we heard that there was also a huge crowd of people watching to see what would happen to Jesus when He was accused. Do you know what? There was always a crowd of people around Jesus. Now, make a little man with your play dough. His name is Zacchaeus, but we'll call him Zack. He lived in Jericho. Yes, that's the same city you heard about that Joshua marched around and whose walls God made fall down. Jesus came into the city of Jericho and was going to pass through it when Zack heard about Him. Boy, did he want to see and hear Jesus! Wouldn't you?

Now form a big tree with your clay but leave a little bit of clay separate.

Like you, Zack wasn't very tall so he had a problem. How could he see what Jesus looked like? How could he hear what Jesus said? There was a huge crowd of people surrounding Jesus all of the time. It was like going to see a big parade and getting there late. Wouldn't it be great if you could watch out of a second-story window above the street? Behind rows and rows of people, you can't see much of anything! Zack ran ahead along the road that Jesus would be coming down and spotted a tree and climbed up to get a much better view.

(Make a ball with the bit of clay and form it into a head that you can put into your tree. Let Zack peek out from the branches and watch Jesus.)

When Jesus got to the tree, He stopped and looked up and said to the little man, "Zacchaeus, come down immediately. I must stay at your house today." Now put a big smile on Zack and take him out of that tree. Zack was very happy to welcome Jesus to his home.

In fact, he repented of his sins right there! He said to Jesus, "Look Lord! Here and now I give half of my possessions to the poor, and if I have cheated anybody out of anything, I will pay back four times the amount."

Use your clay and make one of your most treasured possessions. Imagine giving somebody four of them! That had to hurt! Zack was wealthy, so when he said he'd give away half of everything he owned to poor people, he wasn't talking about a small amount.

The people were outside of his house whispering and gossiping about Jesus visiting him. He was a sinner, a bad man, a cheater and a tax collector. Zack was a completely-changed man because of his visit with Jesus.

Make Zack with your clay and put a happy face on him. Why did Jesus pick him, even when he was a little hidden by the branches of a tree?

Jesus told him, "The son of man came to seek and save the lost." Jesus explained that He wants to save everybody who knows they are lost and need saving. Zack accepted Jesus that day. His sudden generosity was proof that he had completely changed. It was like a brand on a cow; it showed that now he belonged to God. He hadn't been physically branded, but people could really see the difference. It was just like in the drama/skit, when Motu and Patlu could really see something different in others.

When you accept Jesus to pay for you and your sins, you become His. He will give you the Holy Spirit as proof that you belong to Him. The Holy Spirit will convict you of sin and help you to say you are sorry and to admit it when you do bad things. He will help you to live close to God and to grow as a Christian.

Now, make yourself with your clay.

We prayed today, and if you chose to become a follower of Jesus like Zack in the story today, you can put a cross "brand" on your play dough self to show that you belong to God.

(Collect the clay from the students.)

## Game Memory Verse Time

Have the children sit in a circle on the floor. Write the verse on the board or on a piece of paper where the children can see it. Then have the children pass a Police star or handcuffs to the child next to them. Whoever is holding the star or cuffs says the next word of the verse. To make things more difficult, allow the students to toss the star or cuffs across the circle to any child to say the next word of the verse.



## Snack Fruit Kebabs


### Ingredients:

- 2 oranges
- 2 bananas
- 1 bowl grapes
- 1 small papaya cut into small chunks
- 1 small water melon cut into small chunks
- Toothpicks
- Chaat masala 2 tsp

(Note: Above is the suggestion of fruits to be used but you can replace the fruits with locally available fruits of your choice. Just keep in mind to use two to three different colours of fruits. Provide more fruit if you are serving a large group.)

### Instructions:

1. Peel and cut all fruits into small chunks and keep in separate bowls
2. Give tooth picks to each child and allow them to make their own kebabs, sprinkle with chaat masala and enjoy your own fruit kebabs.



## Crafts Binoculars

### Materials:


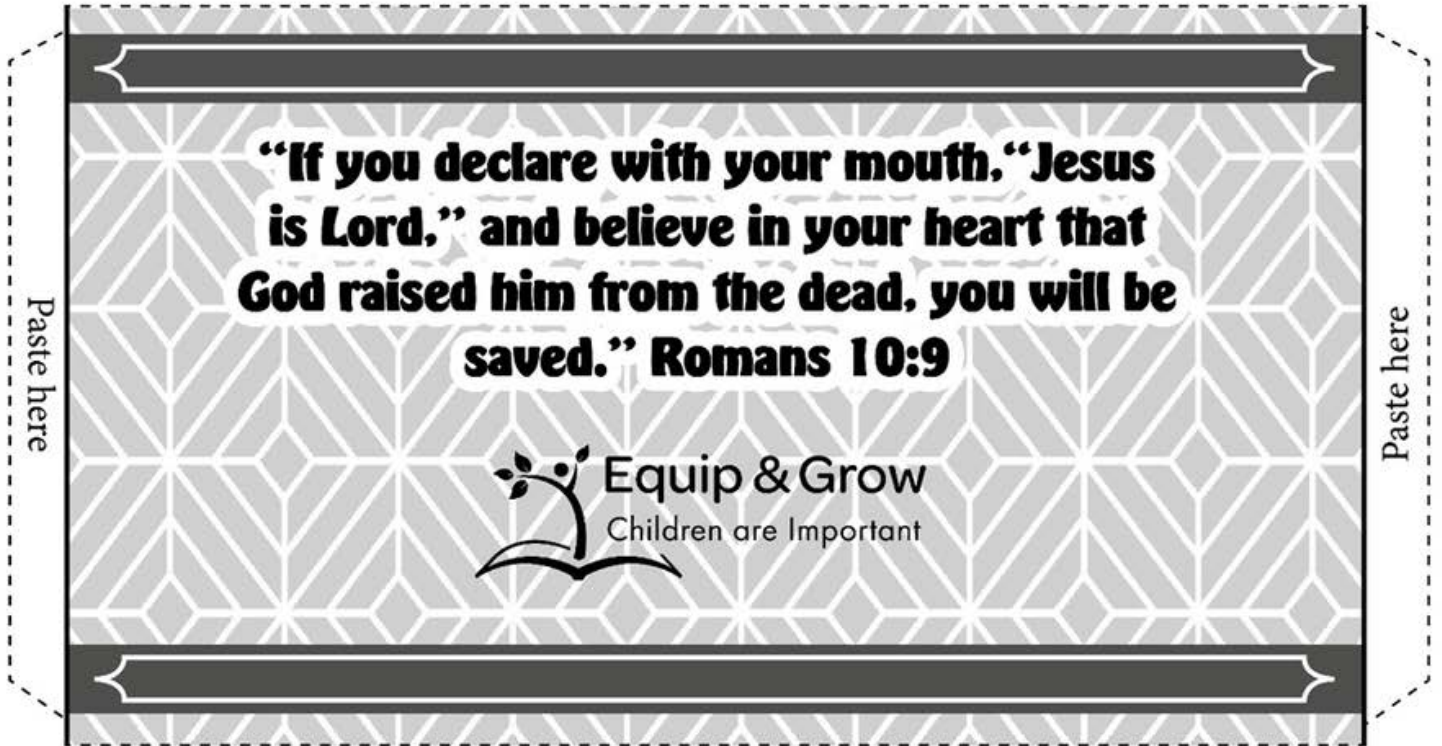

- Printed copy of the tubes for each lens
- Scissors
- Colored pens, crayons, or colored pencils
- Glue
- Curly ribbon
- Paper Punch

### Instructions:

- Step 1. Color the binoculars and the two paper strips, decorate to your liking.
- Step 2. Cut out the binoculars and strips along the dotted lines
- Step 3. Roll the two binocular tubes and glue the tabs to secure
- Step 4. Fold the small strips into zigzags. (Back and forth 3 times)
- Step 5. Attach the strips to the sides of the tubes with glue as shown, so you can join and separate the tubes to fit the binoculars to your eyes.
- Step 6. Punch a hole in the tube, where the paper overlaps (strongest place) Tie the curly ribbon to the outside of each tube so the binoculars can be worn around a student's neck



# Crafts 4 Binoculars





# 5

# Deputized

Bible Story: The Disciples Become Fishers of Men

## Drama/Skit

Chief Inspector: Hey there, gentlemen! (with hand covering mouth, "chors")

Pätlu: Hey Chief Inspector

Motu: Hey there!

Chief Inspector: How is your day going?

Pätlu: Okay, not great, but okay.

Motu: Yeah, it is an okay day.

Chief Inspector: Okay? You do realize just a week ago I had found your hideout, and I was going to throw you into jail for more of your crimes than you could even remember yourself, right?

Pätlu: Yeah, I remember.

Motu: We are doing better than that for sure.

Chief Inspector: I guess so.

Pätlu: You know, you never asked us if we had accepted the offer of the "king".

Chief Inspector: Did you think I wouldn't be able to tell? I knew before you did that you were going to accept his offer. So did he.

Pätlu: Yeah, well he only asked us to do that one job for him.

Motu: We keep thinking that maybe he would be asking us to do some more work for him.

Chief Inspector: I have a new assignment from the king for you.

Pätlu: Oh, okay, what is it? We are ready and [swinging arms wide like a bird] wild and free...

Chief Inspector: There is a pack of ( ummm chors) that has been causing trouble on the south side of the town

Pätlu: Would you like me to go find them with my amazing skills?

Motu: Yeah, my fine-tuned ability to sneak up on them?

Pätlu: We're great hunters, you know.

Chief Inspector: Yes, although we know exactly where they are and what they have been doing.

Pätlu: Oh, well that does make it easier.

Motu: So what do you need us for?

Chief Inspector: You can find them tonight under the bridge close to the dump.

Motu: So what do you want us to do with them?

Chief Inspector: I want you to take them an offer from the king.

Pätlu: Will they listen to the offer?

Chief Inspector: Not if they are anything like you.

Pätlu: Like us?

Chief Inspector: When you robbed the Bakery, the shopkeeper made you an offer.

Motu: He said we should turn ourselves in.

Chief Inspector: Yup, that was your first offer.

Pätlu: Oh, that came from the judge, the bakery guy, the king?

Chief Inspector: You sure don't catch on quick. Oh, here, you need these.

Pätlu: Badges? They look like toy stars.

Motu: What are you trying to do, Sir?

Chief Inspector: His majesty, the thought you might be interested in delivering offers to the fine people on this town.

Motu: Will we get to arrest people? Does this star mean we are "police for the day?"

Chief Inspector: Sometimes. The king is just looking to get the word out that he wants justice. You are part of that plan. I have a long list of people he has offers for. We will just find the right time to deliver it.

# Main Lesson

## Luke 5:1-11

You were wanted. You were put into jail. You were bailed out. You were branded.

Today we are talking about being deputized! That's right; Jesus has a job for you! "But, I'm not ready for this," you say? Well, Jesus has chosen to use you. There are many people who need to hear that Jesus is asking them to follow Him, too.

You probably have friends who believe that they have to be good enough for God. But that is not true. Do you remember the lesson? Jesus died for the sick, not the healthy. So as long as we think we are healthy and are trying to be good enough in our own strength, we are missing the whole point!

God doesn't want us to be good enough. He wants us to accept that we are sinners and to allow Jesus to pay the price for our sins.

Our key verse from the Bible today is, "And how can they believe in the one of whom they have not heard? And how can they hear without someone preaching to them?" Romans 10:14b

So the question for you is this: how can your friends hear about Jesus unless you tell them?

Have you ever had some good news you wanted to share with someone? You couldn't wait to let them know what had happened.

Well, God has given us some great news. We do not have to pay for our own sins; Jesus has offered to do that. So, how will your friends hear if you don't tell them?

One day, Jesus was standing by the Sea of Galilee, and a crowd was forming around Him to listen to the Word of God. As the crowd grew, Jesus wanted to make sure everyone could hear. He climbed into Peter's boat and pushed it out a little. Then he sat down and taught them from the boat.

When Jesus was done sharing with the people, He asked Peter to climb in and go fishing with Him. Peter had worked all night but climbed in the boat to fish, anyway. When the fishermen (including Peter) let down their nets, they were filled to the maximum and the nets started to break! Peter, James and John were amazed at their catch. Peter dropped to his knees and said, "Go away from me Lord, I am a sinful man!" Instead of leaving them there, Jesus said, "Don't be afraid; from now on you will fish for people."

Jesus has asked us to share the good news that He died for sins and has made a way for us to be restored to a relationship with God. When we follow Jesus, we will become people who share the good news with our friends, family, and neighbors.

Would you like that?

Let's pray.

"Jesus, thank you for giving me good news that I will share with my friends and family. I will obey you. I choose to share with others about you.

Thank you for helping me."

Just like in today's drama/skit, you and I have also been deputized! But that is not the end of the story. Jesus has asked us to be fishers of men. We have the good news to share with others.

Let's say all five of our verses together.

1. Romans 3:23 "For all have sinned and fall short of the glory of God."
2. Romans 6:23 "For the wages of sin is death, but the gift of God is eternal life in Christ Jesus our Lord."
3. Romans 5:8 "But God demonstrates his own love for us in this: While we were still sinners, Christ died for us."
4. Romans 10:9 "If you declare with your mouth, 'Jesus is Lord,' and believe in your heart that God raised him from the dead, you will be saved."
5. Romans 10:14b "...And how can they believe in the one of whom they have not heard? And how can they hear without someone preaching to them?"

# Verse

"How, then, can they call on the one they have not believed in? And how can they believe in the one of whom they have not heard? And how can they hear without someone preaching to them?" Romans 10:14

# Voting

Challenge the students to imagine they were alive and watching the disciples during the first century when the story was actually happening in front of them. It's good to imagine if they were one of the disciples, how would they feel, personally?

Did the disciples understand when Jesus said, "From now on, you will catch men"?

\* The men in the boat did not understand how they were supposed to get people out of the water with their fishing poles.

\* The men in the boat understood that Jesus meant for them to stop fishing and learn how to tell people about how to get saved.



**5 Time Voting**

### The Disciples Become Fishers of Men

Did the disciples understand when Jesus said, "From now on, you will catch men"?

<small>The men in the boat did not understand how they were supposed to get people out of the water with their fishing poles.</small>	<small>The men in the boat understood that Jesus meant for them to stop fishing and learn how to tell people about how to get saved.</small>
<b>Easy</b>	
<b>Medium</b>	
<b>Difficult</b>	
<b>Advanced</b>	

Equip & Grow  
Children live & prosper!

A small black and white illustration of a group of people fishing from a boat on the water.

# Day 5 Student Books

## Questions and Answers

1. What did Jesus mean when he told Peter, "From now on, you will fish for people."?

Answer: He told Peter his job was going to change and from now on; he wouldn't be working on a boat. Jesus wanted him to go and tell everyone about Jesus. When someone believed him about Jesus, it was going to be as great as catching a huge amount fish.


2. Describe what Jesus wants us to do after we believe in Him?

Answer: "Go therefore and make disciples of all the nations" ...." teaching them to observe all that I commanded you," (Matthew 28:19, 20) He wants all of us to tell others what we believe about Jesus and about what he has done.

3. If a friend listens to you and believes what you are telling them about Jesus, what do you do next?

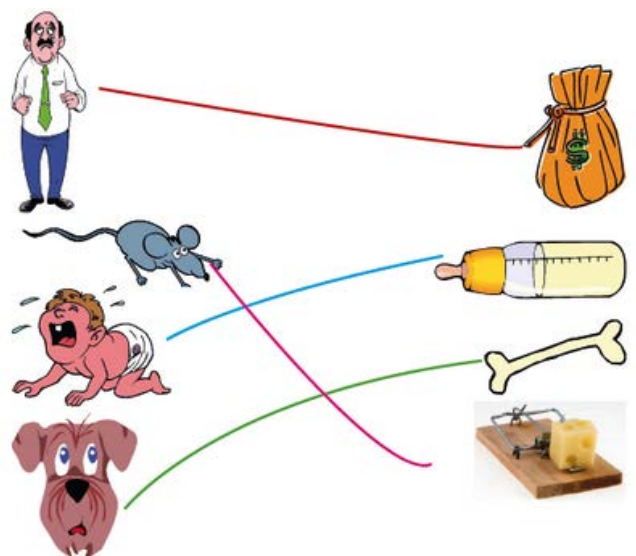
Answer: Ask your friend to pray with you to accept Jesus as their Lord and Savior and forgive their sins. Teachers, if you have time, practice with the kids a simple salvation prayer and lead them to practice with each other.

**The image is disorganized. In these boxes, write where each number should be.**



**"I will make you fishers of men."**

**What do you use to catch each of these?**

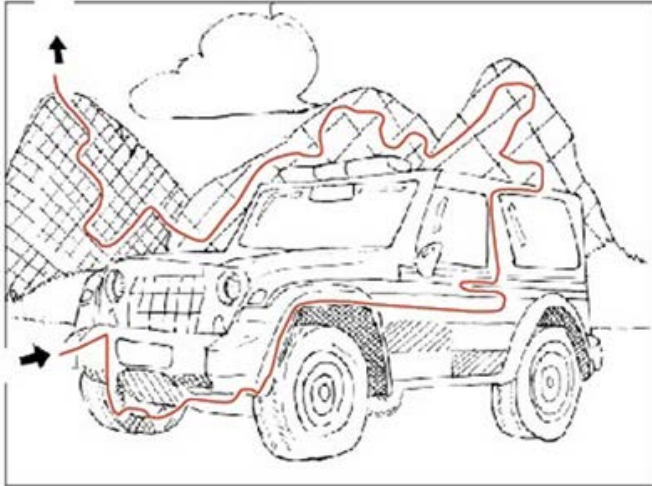


# Student Books


## Maze

Start at the arrow pointing into the picture and find an open path that doesn't cross any lines to the exit arrow.

### Advanced - Difficult




### Easy



Circle the 2 that are the same.



## Medium




## Wordfind

C	G	F	B	G	S	U	S	E	J	N	B	F	G
O	A	H	K	C	P	H	K	R	C	E	C	C	A
L	E	S	P	N	W	B	F	V	I	A	H	P	
L	A	C	T	G	B	I	B	L	E	K	L	K	B
E	G	H	S	L	A	X	G	C	T	K	L	O	H
C	H	O	I	C	E	V	S	P	V	O	E	A	P
T	S	R	N	B	S	N	R	E	E	T	D	G	S
I	C	T	K	P	W	E	H	T	T	A	M	H	F
O	E	K	F	R	T	C	O	D	E	X	A	N	E
N	U	H	C	A	E	N	L	A	S	E	K	F	R
E	N	C	E	I	G	I	A	O	E	S	N	C	S
P	S	H	U	B	F	K	E	T	R	F	K	K	A
A	C	O	K	E	C	A	T	F	S	Y	T	E	R
G	P	B	A	N	O	I	S	S	E	F	O	R	P

HEAR  
BELIEVE  
PREACH  
TELL  
FISH  
MEN  
FISHERMEN  
INVITATION  
SHARE  
FAITH  
BOAT  
HEART  
RELATIONSHIP  
NETS  
PETER  
JESUS  
ROMANS  
GALILEE

Circle the 2 that are the same.



# The Bible with Homemade Clay

Let's get out the clay for today's Bible story!

One day, Jesus was standing by the Sea of Galilee, and a crowd was forming around Him to listen to the Word of God. (Let's make a crowd of people with our clay.) As the crowd grew, Jesus wanted to make sure everyone could hear. He climbed into Peter's boat and pushed it out a little. Then he sat down and taught them from the boat. (Make a boat with your clay and maybe some waves.)

When Jesus was done sharing with the people, He asked Peter to climb in and go fishing with Him. Peter had worked all night but climbed in the boat to fish, anyway. When the fishermen (including Peter) let down their nets, they were filled to the maximum and the nets started to break! Peter, James and John were amazed at their catch. (Now make some fish with your clay.)

Peter dropped to his knees and said, "Go away from me Lord, I am a sinful man!" Instead of leaving them there, Jesus said, "Don't be afraid; from now on you will fish for people." (Now make some people with your clay.)

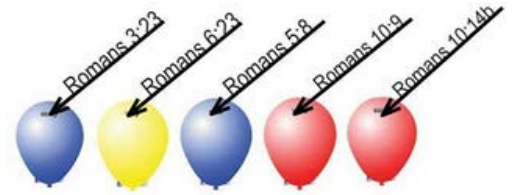
(Collect the clay from the students.)



## Game Memory Verse Time

Have the children line up back-to-back for a memory verse show-down! They count steps as they walk apart from each other, then turn and face each other and shoot (say the verse). The student who says the verse the fastest is the winner.

Review all the verses from the whole week with a balloon pop review game. Write the Bible reference on the balloon. Separate the students into their teams. Each team sends a student to the balloon that is stuck to the wall and he reads the reference. The team quotes the verse together and the student pops the balloon to see if they quoted it correctly. A slip of paper is on the wall under the balloon with the verse.



## Snack Bhel

### Ingredients:

- Puffed rice (Murmura) 4 cups
- Roasted chana 1 cup
- Roasted peanuts 4 tablespoon
- Onion finely chopped 4 tablespoon
- Tomato finely chopped 4 tablespoon
- Salt to taste
- Chaat masala 2 teaspoons
- Imli sauce 2 tablespoon
- Lemon juice 1 tablespoon
- Sev for topping
- Coriander leaves chopped for topping



### Method

- Mix together puffed rice, roasted chana, peanuts, onions, tomato, salt, chaat masala, imli sauce, lemon juice in a bowl.
- Transfer the bhel in cones made with paper, top with coriander and sev and serve.

## Crafts Royal Crown

### Materials:


- Printed copy of crown pattern (Each student needs three crown pieces.) When you print the section: "I am a child of the king" you will have enough for two students.
- Scissors
- Glue or tape
- Colored pens, crayons, or colored pencils

### Instructions:

- Step 1. Color the crown and decorate with any materials you have (stickers, glitter, sequins, or little plastic jewels, if you have them).
- Step 2. Cut the crown along the dotted lines.
- Step 3. Join tabs with tape or glue. Your fantastic crown is ready.

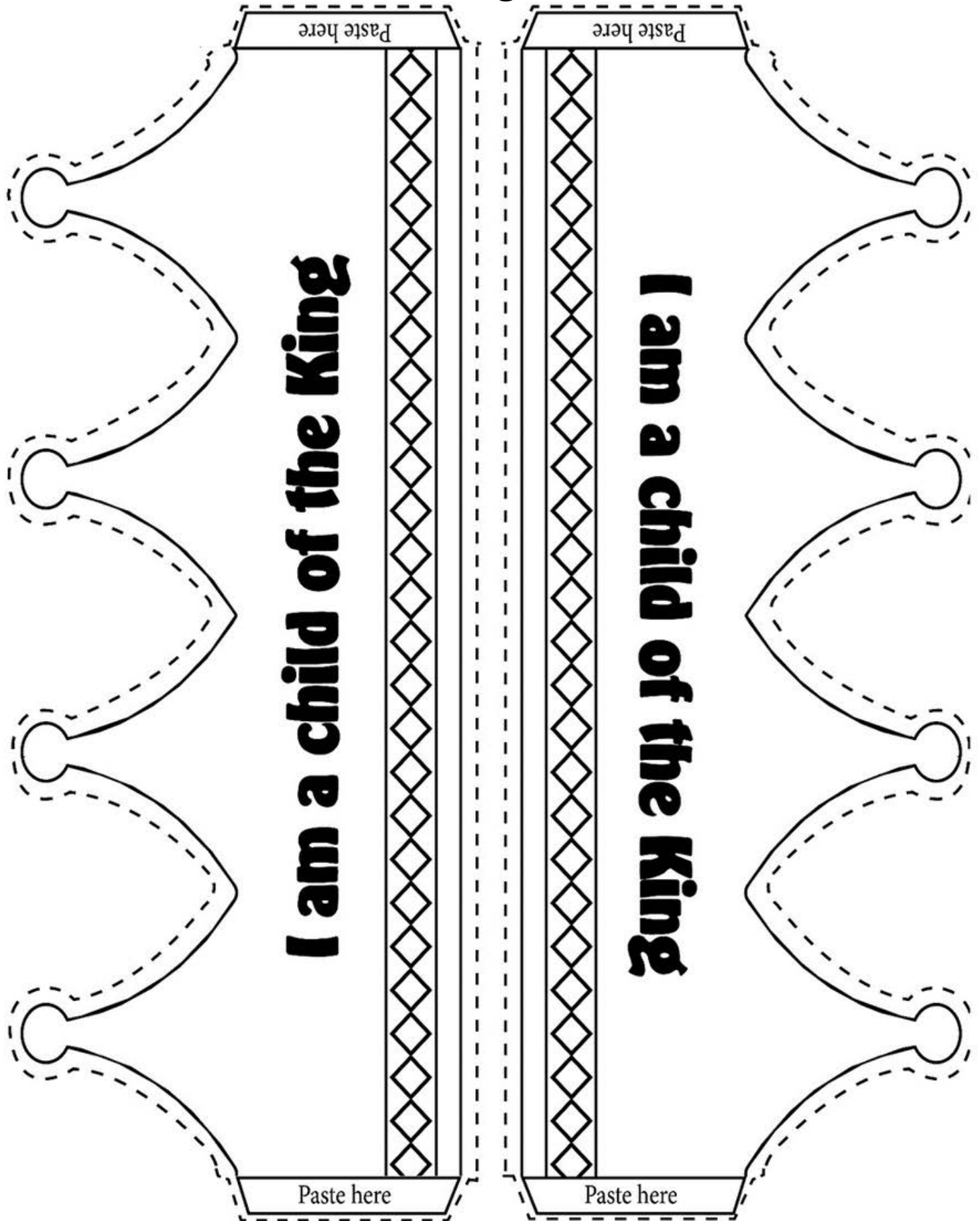


# Crafts 5 - Royal Crown





# Crafts 5 - Royal Crown



# Game Time

Children need to move and get their wiggles out. Games help them socialize, compete, and have fun while providing a chance to move and listen better as they rest during the closing time. Remember to give team points won to the leader to announce in the closing time.

## Day 1 Game Time

### Tip Toe Water Bottle Walk

You will need:

- 6 plastic water bottles filled with water
- Cloth to blind fold
- Washable marker or chalk

#### Instructions

1. Mark a straight line and start and end point using washable marker or chalk on the floor.
2. Place filled water bottles on the line.
3. Tie a cloth over one child's eyes.
4. Each blind folded child needs to tip toe walk in the straight line from start to finish without knocking the bottles.
5. If the child knocks the bottle he is out of the game.
6. The child who finishes without knocking the bottles is the winner.



This will be a favorite station with games provided each day for lots of fun. Don't forget to keep track of which color bandana or ribbon wins during each rotation to announce at the closing ceremony of each day. Have fun!

# Day 2 Game Time

## Wheel Barrow Race

Divide the children into their color teams and have them pick a partner. Have one child lie on the ground on their stomach while the other child grabs their ankles and lifts their legs in the air. (This is the wheel barrow position.) The pairs of children race one another to the finish line.



## Supplies for day 2

- String, tape, or lines in the dirt to mark the start and finish lines
- Bananas
- String

## Inside or Outside Banana Olympics (Relay Race)

Divide your class into their color teams. Give each team a banana. Using the ideas below choose one of the races or use them all.

1. Place the banana between the knees and hop to the finish line and back.
2. Two teammates toss the banana back and forth down to the finish line and back.
3. Children put the banana under their armpit and hop on one leg down and back, one person at a time.
4. Each player has a banana tied to a string that is tied around their waist. Use the banana to roll a ball to the finish line.

# Day 3 Game Time

## Tug o' War

You need a thick rope for this game with a large knot tied in each end. The rope needs to be thick enough that it will not burn the children's hands. Divide the children into their color teams. Have one team line up and grab one end of the rope; have another team do the same on the other end. Mark the middle of the rope with a line in the dirt. The children pull the rope as a team and try to pull the other team over the middle line. Repeat the tug o' war game with the other two teams. Then have the two winning teams compete against each other.



## Supplies for day 3

- Balloons
- Tape
- Sharp pin
- Thick rope
- String or a line in the dirt marking the middle, finish lines, or starting line
- Long rag to tie legs together

## Three-Legged Race


Have the children divide into their color teams and pick a partner. The partners stand side by side. Using a long rag, tie their touching legs together. They have to run on their "three" legs to the finish line. Whichever team gets there first wins!



# Day 4 Game Time

## Place the character in the castle game

You can make 2 or more teams. Make a big drawing of a castle on a sheet of paper and draw a big door in the middle, also draw the king or some character from Chor Police and cut it out. Line up the kids. During each child's turn, blindfold them, tape the chor police character on the back, and spin the child in a circle. Then point him in the direction of the castle gate and ask him to put the character in the gate. The one inside the door wins. Alternatively, team members could direct the blindfolded child with cues, "up, down, left, right, perfect!"



## Supplies for day 4

- Large drawn or painted paper castle
- Printed paper Chief Inspector and chors
- Blindfolds
- Tape

# Day 5 Game Time

## Nondi/Stapoo/Hopscotch

Divide the children into color teams and line them up. The game involves drawing a grid on the ground and numbering it. Make the squares equal to the words in the memory verse. Players take turns and throw an object, usually a small stone, onto the numbered blocks. They have to hop across the blocks to pick up the object jumping on one/two legs to finish the lap, taking care not to step on the border lines. They must say the words of the verse for each hop. Keep going until one team has quoted the verse for each member hopping.

## Catch the Chor

Divide your group into color teams. For each team you will need two brooms or water noodles and six balloons, three of one color and three of another. Set two chairs at the other end of the room/hall. Each team member has to use the broom to chase the "balloon Chor" to the other end of the room, around a chair and back to the next team member. Have a few spare balloons handy in case some pop!

## Supplies for day 5

- Chalk, small stone
- String, chairs, or a line in the dirt to mark the start and finish lines
- Balloons of two colors
- Four brooms or water noodles (poles with soft ends in case of whacks)



# Extra Games



## Sack Race

If you can find big sacks (like flour sacks, potato sacks, gunny sacks, etc.), a sack race is lots of fun.

## Balloon Stampede

Fill your play area with balloons. Then set the children loose on a balloon-popping stampede. Fill the balloons with prizes such as star stickers and temporary tattoos prior to inflating. Once the stampede is over, kids can go back and collect the prizes.



## Balloon Stomp

Tie a balloon on the ankle of each child. Their goal is to try to pop the other children's balloons without getting their own balloon popped. The winner is the person who still has a balloon tied to his/her foot.



## Police Hat in the Ring Toss

Place a hula hoop on the ground. Children line up behind a line and try to toss their hats into the ring. (Or have a few hand cuffs available for the game.) Award a prize to players who land their police hats inside the hula hoop. You can also draw a large bull's-eye target on the lawn and have the player whose hat lands closest to the bull's-eye win the game.





# Equip & Grow

This material "Chor Police" is created and produced by the ministry "Equip & Grow – Children are Important" All rights reserved.

We give permission to make copies for your ministry needs or to bless other ministries.

For more information, contact us at

[Info@ChildrenAreImportant.com](mailto:Info@ChildrenAreImportant.com)

All Scripture taken from the NIV.

Many thanks to the whole creative team!

Editor: Kristina Krauss

Creative team: Blessy Jacob, Anupama Wankhede, Angie Kangas, Areli Salinas, Benjamín Gaxiola, Dwight Krauss, Jan Krauss, Jennifer Sanchez, Jon Kangas, Julio Sanchez, Mary Amelia Hernández, Mike Kangas, Vickie Kangas, Rubén Dario, Suki Kangas, and Verónica Toj.