


TEACHER BOOK
for all ages



Brothers and sisters,

At this moment we promote you to a sergeant in God's army! Everyone in your church will want to participate in this material of "Armour of God". They can start with a super fun rally / game day created by the brothers of Guatemala Silvia Delio, Mario Velasquez and all his support team. And then the fun continues because they will not be able to stop laughing with the new dramas / skits written by Suki Kangas. It is super funny to hear Jenny Sanchez laugh while she edits the videos where Sergeant Upright (Mike Kangas) and soldiers Soldier Giggle (Suki Kangas) and Soldier Duty (Flor Boldo) are performing with joy. And if Suki's dramas do not give you a smile, then see your new design of the whole package. I love the cover of the teacher's book, with all the funny figures, and Sergeant Upright trying to see what he will do with all these soldiers! (Maybe it looks like your class?)

I am sure that this program will motivate your students to not only memorize the Armour of God, but to live it. Children will be highly motivated to rise in rank with Suki's new badges, and even the shoulders of each teacher will shine with them. Not only will the children have fun with the crafts, but the teachers will want to participate too, since Flor Boldo made them so cute. I want my own bookmark for my Bible! The new student books are super cute, made by Monse Durán, with new designs and new drawings by the artist Douglas 1985, and it seems that even the teachers will want an advanced student book to solve their new mazes!



But this program is not just fun! There are messages in every part of the books, from the new lessons that I have written to deep topics in the questions and answers and the midweek assignments written by Vickie Kangas. Let's not forget the direct messages to the heart in the songs, all written by Mike Kangas, up to the modern messages by WhatsApp in the backs of the books by Flor Boldo.

Speaking of music, I have to mention everyone who sang with me, both in English and Spanish, so that the 10 songs of the Armour come out beautiful, funny and with a strong message. Many thanks to Andy Kangas, Jessica Meshell and Austin Meshell for helping me with the CD in English and thanks to Mike Kangas and Flor Boldo for singing with me in Spanish. But then Suki gave MORE life to the songs with his creative actions, and my favorite is where the whole team comes with David, Julio, Flor, Monse, Jenny and Suki.

Actually, it is team work, from beginning with prayer, until Julio Sanchez finished printing the last detail for printed sales in Mexico and Guatemala and until Mike Kangas uploads all the languages to the website so you can download them free. And I have to mention Verónica Toj in Guatemala who is in charge of Facebook and Blessy Jacob in India who is in charge of the translation for India. And many thanks to Flor Boldo for helping me edit everything!

Congratulations team, for improving the program with your love, creativity and service. Without you, I could not have finished anything. Thanks also to each teacher at the front of the battle, who will be giving these classes and making a difference in our world. We do not make these books to gather dust but to train the next generation. Without you teachers, our team is not doing anything. Thank you for the spiritual fruit you give us with your love for children, your dedication and patience. May God bless each one with a double blessing!


Kristina Krauss
Children are Important



ARMOUR OF GOD

SYLLABUS

LESSON 1



INVISIBLE WORLD

Jesus ascends to heaven

(Acts 1:1-11)

"I choose to believe in this invisible world, and put on the full Armour of God."

Memory Verse:

"Finally, be strong in the Lord and in his mighty power. Put on the full Armour of God, so that you can take your stand against the devil's schemes."

Ephesians 6:10-11

LESSON 2



FIGHT AGAINST DARKNESS

Paul and Silas in jail

(Acts 16:16-31)

"I choose to fight against the devil, and not the people around me."

Memory Verse:

"For our struggle is not against flesh and blood, but against the rulers, against the authorities, against the powers of this dark world and against the spiritual forces of evil in the heavenly realms." Ephesians 6:12

LESSON 3



STAND YOUR GROUND

Death of Stephen

(Acts 6:8-15, 7:51-60)

"I choose to stand firm."

Memory Verse:

"Therefore put on the full Armour of God, so that when the day of evil comes, you may be able to stand your ground, and after you have done everything, to stand."

Ephesians 6:13

LESSON 4



BELT OF TRUTH

Ananias and Sapphira

(Acts 5:1-10)

"I choose to live with honesty."

Memory Verse:

"Stand firm then, with the belt of truth buckled around your waist..." Ephesians 6:14a



LESSON 5



BREASTPLATE OF RIGHTEOUSNESS


Cornelius

(Acts 10:9-23)

"I choose to always do the right thing."

Memory Verse:

"...with the breastplate of righteousness in place..." Ephesians 6:14b



OVERVIEW



LESSON 6



SHOES OF THE GOSPEL OF PEACE

Philip and the Ethiopian

(Acts 8:26-40)

"I choose to have a good relationship with God and to be ready to serve Him always."

Memory Verse:

"...and with your feet fitted with the readiness that comes from the gospel of peace."

Ephesians 6:15

LESSON 7



SHIELD OF FAITH

Paul and the shipwreck

(Acts 27:21-37, 28:1)

"I choose to believe in God and have faith."

Memory Verse:

"In addition to all this, take up the shield of faith, with which you can extinguish all the flaming arrows of the evil one."

Ephesians 6:16

LESSON 8



HELMET OF SALVATION

Saul's conversion

(Acts 9:1-19)

"I choose to trust in the Lord Jesus Christ for my salvation."

Memory Verse:

"Take the helmet of salvation..."

Ephesians 6:17a

LESSON 9



SWORD OF THE SPIRIT

Peter speaks to the multitude

(Acts 2:12-17, 22-30, 34-41)

"I choose to learn the Word of God and use it in my daily life."

Memory Verse:

"...and the sword of the Spirit, which is the word of God."

Ephesians 6:17b

LESSON 10



PRAY WITHOUT CEASING

Peter escapes jail

(Acts 12:1-19)

"I choose to pray always, remembering that the battle is spiritual."

Memory Verse:

"And pray in the Spirit on all occasions with all kinds of prayers and requests. With this in mind, be alert and always keep on praying for all the Lord's people." Ephesians 6:18



DISTINCTIVES

Something super nice about this program are the insignias/badges that children and teachers can earn. Before starting each class, you will want to prepare for a mini awards ceremony and giving the badges. (If you do not finish the preparation before class, during the songs you can finish preparing.) There are 4 badges to win each week. Then when the students arrive, take notes of homework: chapters read from the book of Acts and "Bootcamp" assignments where they had to do something mid-week. Also note their weekly attendance. Finally, ask them to tell

Students



Teachers can participate, too.




you the memory verse (we will be learning the text of the Armour of God) so that they also earn memorization stars. Record well who achieved which, and have the insignias ready to formally deliver each week in a small ceremony.

- Class attendance
- Life homework assignment
- Reading homework assignment
- Memorization of Armour verses



There is a sheet at the end of the book that you can use to record their insignias.

ATTENDANCE

Each child earns a piece of the main badge for attending each class. You can give 2 badges to each child to put on both arms, or only 1 to put on one arm.

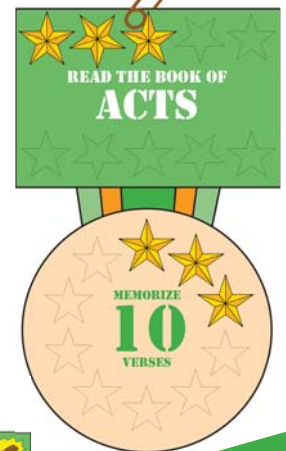


Examples of partial assistance, or only a few days. Place the stripes together.



READING AND MEMORIZATION

Children can earn a star by reading the part of Acts assigned in each lesson and a star by memorizing the verse of the day. If they read the entire book of Acts and memorize the 10 verses, their badges will be filled. Put this badge on the child's right side. (Week 10 is earned if they achieved the previous 9 classes.)




BOOTCAMP / LIFE ASSIGNMENT

Each lesson also has a homework assignment to put the lesson into practice in their life midweek. Children earn 1 "ribbon" (paper rectangle) per completed task. Join the rectangles with thread, tape, or glue them together with bits of paper. Put them on the left side of the child.



SCHEDULE



SCHEDULE: (1 ½ HOURS)

(10 minutes) Before class:

When the children arrive, write down their achievements so that they can earn the 4 badges each week.

- Class attendance
- Life homework: “Bootcamp”
- Reading homework: book of Acts
- Memorize Armour verses

(25 minutes) Opening:

- Songs with actions
- Award Ceremony / Insignias
- Title of the lesson
- Drama / Sketch

(15 minutes) Lesson:

- Main Lesson
- Memory Verse

(20 minutes) Student books:

- Puzzles and activities
- PowerPoint / Decision
- Questions / Discussion
- Assign life and reading homework



(20 minutes) Activities:

- Game
- Crafts

DRAMAS

Each week the sergeant teaches two soldiers about the Armour of God in boot camp. In each drama the new soldiers learn a lesson parallel to the day’s Sunday school lesson for the children.

Characters:

- Soldier Giggle

Always messes up and forgets pieces of Armour.

- Soldier Duty

Better at following instructions.

- Sergeant Upright


In charge of training the two new soldiers.

For this material, we have videos of all the dramas available in DVD or on YouTube. You may use the videos as inspiration for your live actors or you may play the videos directly for the children.

These drama videos use no real language and will work regardless of the language spoken in your area.


Find the dramas on our YouTube channel:

www.youtube.com/cl/Childrenareimportant



CARDBOARD ARMOUR AND SIMPLE SET DESIGN

For our dramas, we use cardboard boxes, ribbon, and colanders / pans to create inexpensive pieces of armour. Find instructions on how to make the armour suit of long balloons and other ideas in the extra ideas section.



BREASTPLATE OF RIGHTEOUSNESS

1 large cardboard box per person
Ribbon and glue / silicone
Sewing strengthens the cardboard at the seams



SHIELD OF FAITH

Side of 1 large box
Transparent plastic bag
Silicone glue
Curly ribbon / string



HELMET OF SALVATION

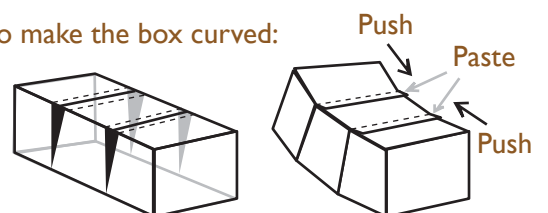
1 Strainer or pan
Ribbon
Towel to make it softer on the head



PRAYER / COMMUNICATION DEVICE

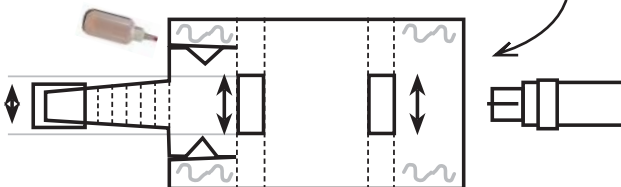
1 Small box
Piece of wire

To make the box curved:



BELT OF TRUTH

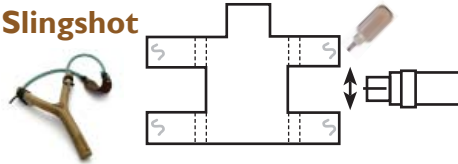
On your belt you can hang useful equipment, such as a slingshot, binoculars, rope, and canteen.



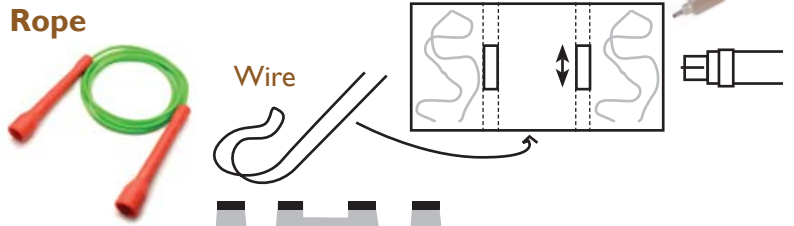
PIECES

Each piece requires a piece of cardboard and silicone / glue.

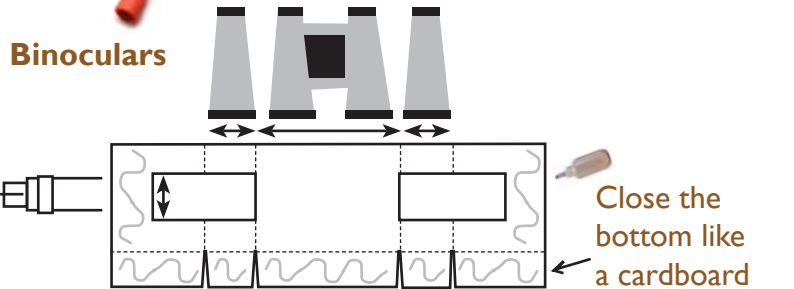
Slingshot



Rope



Binoculars



Canteen

Check the extra ideas section to see how to make a canteen with 2 disposable plates and a toilet paper tube.

SCENOGRAPHY


- For the 10 dramas:
- Ladder
- 2 cardboard boxes
- Table
- Water container
- Small pieces of paper



I Normal belt

Close the bottom like a cardboard box.

EXTRA IDEAS



MINI BALLOON TOWERS

How about making two towers or columns using brown, green, black and white balloons.

Let's make a mini column of four colors.

Form two pairs (2 tied balloons) with 1 green and 1 black balloon and another with 1 white and 1 brown balloon.

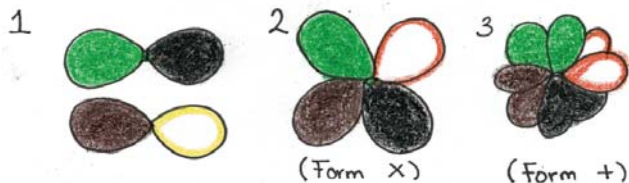
Tip: Remember to tie them as close to the belly of the balloon as you can to manipulate better.

Now cross the pairs and twist them together.

Do this same process about 8 more times to have 9 balloon quartets.

Place the first quartet in the form of an x using the green color as reference. Now place the following quartet in the form of + adding it to the first quartet with curly ribbon to prevent them from moving. Continue with the other quartets, rotating them each time: x, +, x, + etc.

Tip: at the top of your mini tower you can put a metallic star balloon to give it a final touch.



We have a video available with instructions on how to make mini balloon towers.

<https://youtu.be/hut9db-AL0I>

Or search through our YouTube channel:

<http://youtube.com/c/Childrenareimportant>




DECORATIVE SIGN WITH PAPER

You will need letter-sized sheets of green, brown, gray, black, scissors, pencil, ruler, and rope.

We are going to make the pattern of a triangle. Place your sheet horizontally, fold the letter-sized sheet in half, cut out the sheet and use only half to make the mold, with the ruler measure the width of the sheet and place a mark in the middle. For example, if you measure 14cm you put a point at 7cm. Now draw a line from that point to the upper left corner and repeat this step with the upper right corner. The figure of a triangle must now be left. Cut the excess and you'll have your pattern. Once you have made several triangles in the colored sheets, you can intersperse them to make it look better.

Now stick the triangles on the rope. Do not leave space between one and another.



CARDBOARD BOXES

Get cardboard boxes of various sizes, a permanent marker, craft paper or brown paper and tape.

Cover the cardboard boxes with paper. Decorate the boxes with lines and words like "helmet of salvation" or "gospel shoes" and stack several boxes to decorate the class scene.



PARACHUTE SOLDIERS

You need plastic soldiers, filters for coffee, cardboard, tape, and ribbon / string. Connect the coffee filter to the plastic soldier with curly ribbon. In the upper part of the filter you can paste another strip of tape to hang them on the door of your living room or where you want to decorate. Instead of the traditional "Armour", these soldiers hold different words that accompany the lessons in this program: faith, truth, peace, salvation, etc.

CANTEEN WITH PAPER PLATES AND TUBES


Two disposable plates or two cardboard circles approximately 10 cm in diameter, glue, scissors, brown and green paint or torn papers of different shades of green and brown, sanitary paper tube (one tube is enough for two children) or you can use a plastic bottle of some soft drink, and curly ribbon.

Instructions:


Draw a U (capital) of the width of the paper tube on each plate, making sure they are the same, and cut them out.

Glue the paper tube on a plate where the cut is in the shape of a "U". Align the other plate on top and glue it all together.

You can decorate it in two ways. One option is brown and green paint. The other option is to tear pieces of green and brown paper in different shades and then stick it around the edges of the plates. Make a small hole on each side and tie the curly ribbon or string.



AVAILABLE MATERIALS



TEACHER'S BOOK
10 Lessons for all age groups

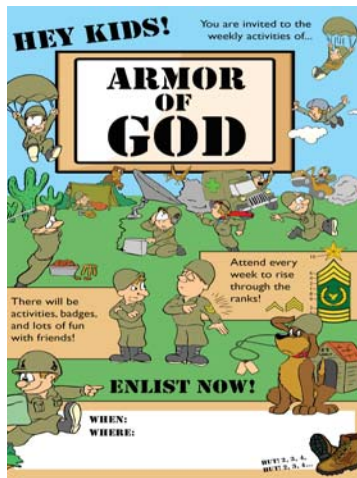
STUDENT BOOKS

Easy - ages 4-6
Medium - ages 7-9
Difficult - ages 10-12
Advanced - ages 13+


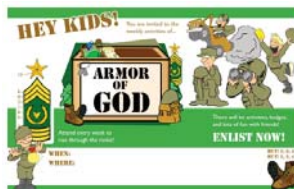


POSTER

Invite children to church!



FLYER
Invite more children!




INSIGNIAS / DISTINCTIVES

- Class attendance
- Midweek life homework
- Reading homework: book of Acts
- Memorization: Armour of God verses




CERTIFICATE
Give to each child at the end of the program



CRAFTS

3 Crafts to supplement your class activities





VIDEOS




DRAMAS

A super silly drama for each of the 10 lessons (wordless/ without language)



ACTION SONGS

An original song for each of the 10 lessons



You Tube
facebook

 **WhatsApp**

SOCIAL MEDIA

Find us on social media for more ideas and inspiration for your children's ministry.



WEBSITE

Download all these materials on our website, including training materials for teachers and leaders.





LESSON 1

Invisible world

Bible story:
Jesus ascends to heaven
Acts 1:1-11



MUSIC: 01 ARMOUR MARCH



INSIGNIAS

Each child receives the base for 2 insignias, one for attendance and the other for reading and memorization.

Today's attendance insignia:



Beginning next week, the students can begin earning rewards for reading, memorizing, and completing the homework assignment.



DRAMA

Soldier Giggle and Soldier Duty enlist into the military. Soldier Giggle is convinced that there are no enemies and only wants to wear cool gear, get strong, and look like the movies. Sergeant Upright begins preliminary marching drills with a speech about fighting the enemy.

MEMORY VERSE

"Finally, be strong in the Lord and in his mighty power. Put on the full Armour of God, so that you can take your stand against the devil's schemes."
Ephesians 6:10-11



MAIN LESSON

Acts 1:1-11

There is an invisible world around us and it is very real, even though we cannot see it. Just like how you cannot see the wind, but you can see how the trees move as the wind blows through the leaves, so it is in the spiritual world. One of the prophets of the Old Testament, Elisha, gives us a great example of seeing this invisible world. There is a battle about to start between Aram and Israel.



BOOTCAMP



Draw a picture of yourself with an angel helping you in some way. Think of some dangerous places and scary situations that you face.

HOMEWORK (DIFFICULT & ADVANCED):

Read Acts 1-4

POWERPOINT / DECISION

"I choose to believe in this invisible world and put on the full Armour of God."





DISCUSSION QUESTIONS

1. What evidence have you seen that the invisible world of both good and evil exists?

Encourage your students to tell stories of people that should have been badly hurt in an accident or illness but survived without permanent damage. Dreams and "intuition" sometime lead us to make better choices than seems possible on our own without outside help. Occasionally fear washes over us when it doesn't make sense, and we can tell Satan to leave us alone and we feel peace again.

2. Have you seen others who have made mistakes and do not seem protected by the Armour of God? Share some stories.

The idea is for the students to share the experiences they have seen and to realize that without Armour it is easy to make mistakes or to sin. Do not use real names! Encourage students to talk about someone they know about who once loved Jesus and went to church, but now they don't.

3. What do you think the spiritual battle around us is like? Talk about examples of angels and demons found in the Bible. (Example: Daniel 7, 9:21-23, y 10:5-14)

4. Who gave the promise that Jesus would return the same way that He left?

(Two men dressed in White, possibly angels.)

5. Fill in the blank taken from Acts 1:8: You will be my witnesses in... _____

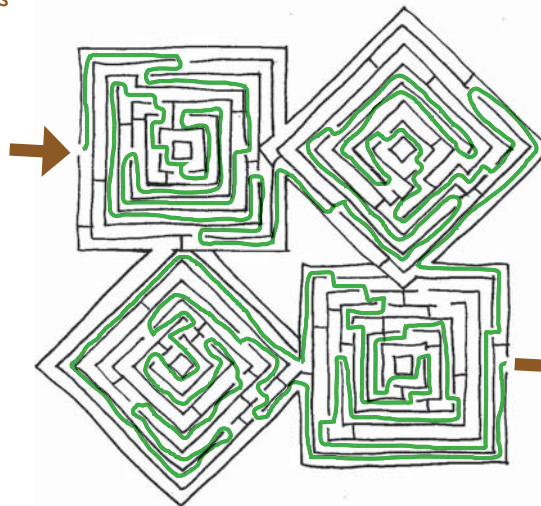
_____. What does that mean to us today? (Jerusalem, all over Judea and Samaria, even to the ends of the world. We need to witness, to tell people about Jesus everywhere we go.)



ANSWERS

Jesus	Apostles	Jerusalem	Power
Teach	Alive	Father	Witnesses
Heaven	Days	Baptized	Cloud
Spirit	Kingdom	Water	

I	F	B	E	E	W	D	Y	R	D	G
W	A	T	E	R	I	E	B	P	U	A
G	T	M	A	J	T	Z	I	O	O	P
M	H	A	F	E	N	I	E	W	L	O
O	E	H	C	A	E	T	V	E	C	S
D	R	Z	E	T	S	P	I	R	I	T
G	J	E	R	U	S	A	L	E	M	L
N	S	W	S	F	E	B	A	G	B	E
I	Z	E	O	J	S	Y	A	D	W	S
K	J	A	T	U	N	E	V	A	E	H



GAME: REVOLUTION

Materials

Sheets of paper, pen, balloons, and music (optional.)

Preparation

Write the titles of the next 9 lessons on sheets of paper. Inflate the balloons and place a paper with a lesson inside each balloon before closing it.

Directing the Game

1. Students form a circle and pass 1 balloon around the circle. (The first student passes it over the head, the second passes it between his legs, etc.) Until the teacher shouts or whistles loudly. (Option: Play happy music as they pass the balloon.)

2. When the teacher shouts, the student who has the balloon moves to the center and explodes the balloon with one foot. Then the student takes out the paper and reads it to the others.

They keep playing until they finish with all the balloons.

Options

1. If you have many students, you can form several circles, or pass more than one balloon at a time.

2. Along with the papers with the titles, you can also put candies or different instructions on the balloons (such as running around the church once, etc.)





LESSON 2

Fight against darkness

Bible Story:
Paul and Silas in jail
Acts 16:16-31



MUSIC: 02 LIGHT BEATS DARK



INSIGNIAS

Today's attendance insignia:



Each student who did last week's "boot camp" assignment receives this "ribbon":



Each student who completed last week's reading assignment from Acts receives a star.



Each student who can quote last week's memory verse receives a star.



DRAMA

Soldiers Duty and Giggle enter arguing with each other. Sergeant Upright has Soldiers Giggle and Duty go through the obstacle course, and they taunt each other through the course. After finishing the obstacle course, the soldiers fight again. Sergeant stops the fight, telling them that their battle is not against each other but against the enemy.

MEMORY VERSE

"For our struggle is not against flesh and blood, but against the rulers, against the authorities, against the powers of this dark world and against the spiritual forces of evil in the heavenly realms." Ephesians 6:12



MAIN LESSON

Acts 16:16-31

We do not fight against humans but against the devil and his principalities of darkness. The devil likes to cause misunderstandings and can use people to hurt each other, but we must remember that our fight is always against him! Our world is a fallen place, and as humans, we often sin



BOOTCAMP



Be alert to the actions and words of people around you and recognize the spiritual attacks. When you see or hear someone being mean to another, recognize how happy Satan is and how sad God must be. Prepare to tell your teacher what happened, without using names.

HOMEWORK (DIFFICULT & ADVANCED):

Read Acts 5-7

POWERPOINT / DECISION

"I choose to fight against the enemy, and not the people around me."





DISCUSSION QUESTIONS

1. What do these words mean? "powers, authorities, and powers, which dominate this world of darkness and evil spiritual forces." Ephesians 6:12

The idea is for them to realize that we are in a war, and that the devil and all his demons are real, even if we do not see them. 1 Peter 5:8; Revelation 12:9

2. What are some examples of when we have fought against humans instead of the world of darkness?

Example: when a person makes fun of you when you are reading or preaching the Word. When we have a humble attitude, but people think we are dumb. Allow students to give examples.

3. Why did God want us to know about the Armour of God? He wants us to know that He is with us always and doesn't expect us to stand strong in the world alone. He equips us with all that we need to stand against the devil. He tells us to "put on the Armour" because we can choose to reject His help and try to do it all in our own strength.

4. What painful thing happened to Paul and Silas before they were thrown into prison? They were publicly beaten with sticks. Acts 16:22-23,37

5. What was the answer to the jailer's question, "What must I do to be saved?"

They told him, "believe in the Lord Jesus Christ and you shall be saved." Acts 16:31



GAME: THE BATTLE




Materials

Small ball of yarn for each group of 6 students.

Directing the Game

1. Number the students to form groups of 4-6 and put themselves in rows, leaving a lot of space between one group and another.



2. Discuss with the students that sometimes the devil uses people to tie us down, but in any case, it is the devil we are fighting against. In this game, we are the ones who bind ourselves, but to free ourselves, we have to remove the yarn and take care not to fight with others.

3. Give a small ball of yarn to the first student in each row. The first student grabs the tip of the yarn and passes the ball through the row until it reaches the end, the last student passes it around his back and passes it back to the beginning.

4. After the teams finish their yarn balls, their job is to escape the traps of the enemy, and free themselves from the yarn. The first team to free itself wins.

Option


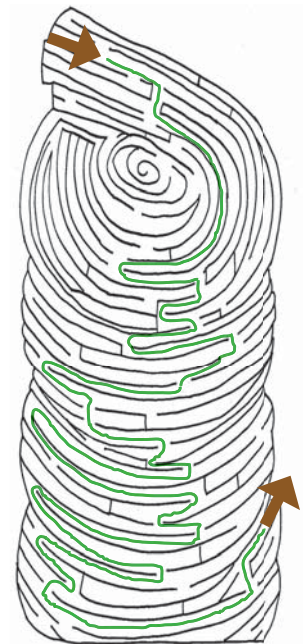
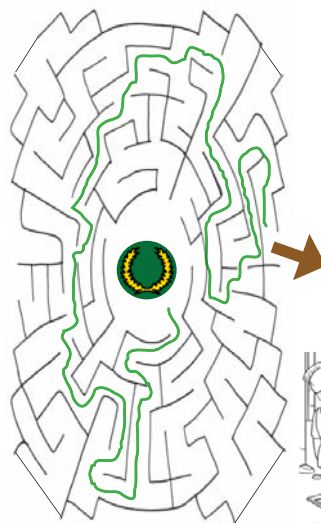
You can give a prize or applause to the group that is released without fighting among themselves.



ANSWERS

Paul	Silas	Sing
Prayer	Multitude	Prisoners
Slave	Jailer	Earthquake
Servants	Security	Doors
Salvation	Pray	Chains

S	R	O	O	D	W	E	J	K	Q	H
L	S	S	A	L	V	A	T	I	O	N
A	A	I	H	K	I	R	W	J	S	Y
V	L	N	O	L	Z	T	Q	S	T	A
E	I	G	E	Q	W	H	W	I	N	R
H	S	R	S	D	I	Q	R	Z	A	P
M	U	L	T	I	T	U	D	E	V	A
S	N	I	A	H	C	A	Y	D	R	U
P	R	A	Y	E	R	K	J	W	E	L
P	R	I	S	O	N	E	R	S	S	G





LESSON 3

Stand your ground

Bible story:
Death of Stephen
Acts 6:8-15, 7:51-60



MUSIC: 03 STAND FIRM



INSIGNIAS

Today's attendance insignia:



Each student who did last week's "boot camp" assignment receives this "ribbon":



Each student who completed last week's reading assignment from Acts receives a star.



Each student who can quote last week's memory verse receives a star.



DRAMA

Sergeant Upright orders Soldier Giggle and Soldier Duty to remain standing in attention. Then Sergeant Upright creates a loud noise behind the soldiers. They jump and run away. The second time they are frightened, they jump on top of each other. The third time the Sergeant uses pans to create a loud noise. Finally, the soldiers with the Sergeant's instructions stand firm.

Neither can you pray to pick up your shield of faith. As you live with faith, believing what God says and not what men say, you have your shield of faith in your hand and you are using it to protect against the enemy. This same principle is the same for standing your ground. You cannot pray specific phrases of a prayer to stand your ground. As you believe God and refuse to give up, you are standing your ground. Stephen was a great example for us in today's Bible story from the book of Acts. He was a righteous and wise man, who continually wore his Armour. When religious opposition arose against him, he stood firm with what he believed, even though it meant sure death for him.

The religious leaders were so angry with him for preaching about Jesus Christ that they stirred the crowd to violence and eventually stoned Stephen to death. Throughout this whole Bible story, Stephen stood firm with what he believed, and did not change his opinion based on the public opinion. As you believe God and are willing to be persecuted for it, you are standing your ground, and standing firm as you wear the whole Armour of God!

MEMORY VERSE

"Therefore put on the full armor of God, so that when the day of evil comes, you may be able to stand your ground, and after you have done everything, to stand." Ephesians 6:13



BOOTCAMP



Bring a Bible to school and don't hide it in your backpack or bag. Stand up for what you believe and do not be ashamed to be a Christian.



MAIN LESSON

Acts 6:8-15, 7:51-60

As we study the Armour of God and the book of Acts, it's important to recognise that we put the Armour of God on as we live it. You cannot pray to put on your belt of truth. As you tell the truth with your mouth, and believe the truth of God in your heart, your belt of truth is on.

HOMEWORK (DIFFICULT & ADVANCED):

Read Acts 8-10

POWERPOINT / DECISION

"I choose to stand firm."





DISCUSSION QUESTIONS

1. What are the ups and downs of human life?

Examples: A student in one semester receives good grades and the next student very bad. A person who one day is very happy and the next is sad. A person who has a lot of money but loses it all and becomes poor. A person who says he is strong and does not sin, but then is discovered in sexual sin.

2. When do we need to stand against Satan?

When we are tempted to tell a lie. When someone urges us to enter the place where minors should not enter, or when we are about to steal the pen we like a lot. We must always be firm because we are in constant war.

3. What is the most important act we need to do to stand firm?

Learn to live in such a way that we are always wearing our Armour.

4. Who is known to have a face like an angel when he was falsely accused?

Steven

5. What did he say before he died?

"Master, don't blame them for this sin." Acts 7:56 and Acts 7:59-60



GAME: ARMY

Materials

Ball, masking tape

Preparation

Mark the positions of the players on the floor or ground.

Directing the Game

1. Divide your class into two groups, in case you have more than 20 students we suggest you play in shifts with no more than 8 players for each team.

2. The players are positioned in the marks that previously put on the floor or in the ground being separated at least an arm's distance.

3. The teacher throws the ball gently.

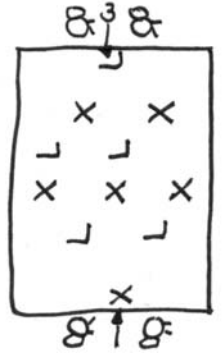
One team tries to get the ball to the goal on one side, and the other team to the goal on the other side.

4. The players cannot move from their place and can only rotate, moving one foot at a time until they make the goal.

Options


1. You can play inside on the floor and put the marks with coloured tape.

2. Players can be seated in chairs instead of standing.



ANSWERS

Stephen	City	Lord
Spirit	Stoning	Young
Jesus	Accusers	Cloaks
Heaven	Prayed	Defend
Son	Sin	



R	N	E	H	P	E	T	S	P	F	U
Y	Q	S	S	F	W	I	E	R	Y	P
O	M	T	S	Z	S	R	X	A	M	H
U	E	O	J	J	R	I	B	Y	D	E
N	N	N	S	T	E	P	H	E	N	A
G	C	I	T	Y	S	S	Z	D	E	V
B	Y	N	D	S	U	X	U	R	F	E
P	H	G	R	J	C	E	D	S	E	N
S	K	A	O	L	C	Y	I	L	D	O
Y	X	D	L	B	A	N	Z	E	J	W





LESSON 4

Belt of truth

Bible story:
Ananias and Sapphira
Acts 5:1-10



MUSIC: 04 BELT OF TRUTH



INSIGNIAS

Today's attendance insignia:



Each student who did last week's "boot camp" assignment receives this "ribbon":



Each student who completed last week's reading assignment from Acts receives a star.



Each student who can quote last week's memory verse receives a star.



DRAMA

Soldier Giggle brags about something untrue to Soldier Duty in the barracks, then leaves her belt behind. On a training mission, Soldier Giggle keeps asking to borrow equipment from Soldier Duty. When Sergeant Upright asks Giggle about her belt, she lies. Finally, Giggle admits to the Sergeant that she left her belt behind, apologizes to Duty for lying, and goes back to get her belt.

even take off. In fact, if a soldier did not have the belt of truth, maybe even their clothing would fall down, and they would be embarrassed in front of everyone!

One part of truth is what comes out of our mouths. We should be Christians who only speak the truth, not lying to our parents or to God. But another part of the belt of truth is that we choose to believe God and His Word. The reality is that our enemy, the devil, is always trying to lie and manipulate us into believing things that are not true. In today's Bible story, Ananias and Sapphira believed a lie that it was not important if they were honest with the disciples. They pretended that they had sold their property for less money than what they actually received. They believed the enemy who made them think that God could not see them or did not know the details of the sale. But God does see everything. The disciples were representatives of God. Since they lied to the disciples, they lied to God. They hid the truth about their sale because they believed the lies the devil whispered into their ears. What lies are you believing that could cause your Armour to fall off? It is important that we always wear the belt of truth by always telling the truth and by always believing the truth about God and His Word.

MEMORY VERSE

"Stand firm then, with the belt of truth buckled around your waist..." Ephesians 6:14a



BOOTCAMP



Think of a lie that you told and write it down. It's ok if it was not recent, but when you were smaller. Now list all the lies that followed to keep the first lie from being found out. Write down who got hurt because of that lie?



MAIN LESSON

Acts 5:1-10

The first piece of Armour mentioned in Ephesians chapter 6 is the belt of truth, something that would tie around the waist of the soldier and help hold the whole Armour together. The belt holds the Armour on the soldier, holds the sword in place, and is something the soldier would not

HOMEWORK (DIFFICULT & ADVANCED):

Read Acts 11-13

POWERPOINT / DECISION

"I choose to live with honesty."





DISCUSSION QUESTIONS


- If you are not being honest, what happens to your belt of truth? Will this affect other parts of your Armour? The belt of truth is not on when we lie or when we are dishonest, and living like this will damage our whole life. The belt holds up your pants or other parts of your Armour. Without honesty, people will no longer believe in us.
- What is a specific situation where you are not 'lying' but you are not being 'honest'? Let the students think about such a situation. Example: You go to school but do not study or do the assigned work. You tell your parents that you were with your friends but you do not tell them what you were doing. Or, you pass your exam with a good score but you do not say that you copied the answers from a friend.
- What is the result of lying? Trust is destroyed. Example: you lie to your mom, when she catches you in the lie she won't trust anything you say to be true for a long time. Another result is that you have to work hard to remember the lie and keep it the same "story" all the time. This is not easy. If you slip once, you become known as a liar.
- How did Ananias and Sapphira both tell the same story about the sale of their property even though they talked to Peter 3 hours apart? The story was a planned lie: premeditated. Acts 5:2, 9
- Who did Ananias and Sapphira lie to? When people lie today, who are they lying to? They thought it was Peter, but he said it was God. Acts 5:4



ANSWERS

Ananias	Money	Lie	Power
Property	Apostles	Spirit	God
Sapphira	Peter	Men	
Wife	Heart	Buried	

B	U	R	W	Y	N	A	M	T	R	Y
U	T	R	A	E	H	Q	F	E	L	O
R	A	M	G	N	B	U	T	O	N	W
I	N	P	R	O	P	E	R	T	Y	G
R	A	Y	O	M	P	H	P	R	T	R
E	N	L	M	S	A	P	H	I	R	A
W	I	F	E	Z	T	I	R	I	P	S
O	A	G	N	F	E	L	F	A	L	M
P	S	O	B	U	R	I	E	D	O	G
H	E	Y	L	I	F	E	W	S	W	E
W	F	A	R	I	H	P	P	A	S	L



Ideas:

God loves me.
 God takes care of me.
 God gives me strength.
 God is my helper.
 God fulfils His promises.
 God is with me in every moment of my life.

Not lying to my parents.
 When a friend is doing wrong things and I know about it.
 Tell the truth to my teachers.
 When they ask me if I cheated on an exam.
 Not exaggerating stories.
 When I do wrong, accepting my guilt.



GAME: HONOUR

Materials
 Whistle

Directing the Game

The students stand in a row turned to the front. (Leaving a distance between the teacher and the students of at least 12 meters) The teacher turns to the other side and shouts "run." The children run to the teacher. The teacher shouts "Frozen" and the children have to stop in frozen form. Shout "turn around" and the children have to turn ... then "run" and have to run in the other direction. Keep on shouting different things (run slowly, jump, etc.). When the first student reaches the teacher, he becomes the announcer, and the game can start over.



Options

- Whistle before saying an instruction, so that the children listen to what follows (so you do not have to shout so loudly).
- If you do not have much space, children can walk instead of running.





LESSON 5

Breastplate of righteousness

Bible story:
Cornelius
Acts 10:9-23



MUSIC: 05 ORDINARY DAY



INSIGNIAS

Today's attendance insignia:



Each student who did last week's "boot camp" assignment receives this "ribbon":



Each student who completed last week's reading assignment from Acts receives a star.



Each student who can quote last week's memory verse receives a star.



DRAMA

Soldiers Giggle and Duty just received their pebble-proof vests. Soldier Giggle starts a game with Soldier Duty where they hit each other in the vest. Of course, with the vest it doesn't hurt. During training, Sergeant Upright gives them squishy "pebbles" and divides them into teams. Giggle has forgotten her vest. When training starts, she keeps getting hit with squishy pebbles.

place. God asks us in scripture to be wise and do the right thing. When we do, we can be sure that we have our breastplate on, and that our hearts are fully protected while in battle. There is something very important about the breastplate, it covers our heart which is a vital organ, but only from the front. When we have it on, we can be wounded but still get up and keep going. However, we need to be facing the battle because the breastplate only covers the front. It won't protect us if we are turned around, running in retreat.


What is godly character and righteousness? How do we know if we have it? The Bible says that Cornelius was a devout and god-fearing man who gave generously and prayed regularly. The Bible also says that all the Jewish people respected him. Others will know when you are righteous, because with time it is obvious to see. Cornelius had his breastplate of righteousness on. At that time, it was against the law for Jews to associate with gentiles or even visit them. (Acts 10:28) God sent Peter a vision so that he would go share the gospel with Cornelius. Because Cornelius was a godly man, God sent someone (even against the law) to save him and his whole family!

MEMORY VERSE

"...with the breastplate of righteousness in place..."
Ephesians 6:14b



BOOTCAMP



Who do you know and respect because of the way they live and treat others? (Like Cornelius in today's Bible story.) Write a sentence telling one evidence of their good life, and then go tell them about it.



MAIN LESSON

Acts 10:9-23

The next piece of the Armour of God from Ephesians chapter 6 is the breastplate of righteousness. Righteousness is showing godly character, or doing what is right, good and faithful. The act of continually doing what is right before the Lord is what keeps our breastplate in

HOMEWORK (DIFFICULT & ADVANCED):

Read Acts 14-16

POWERPOINT / DECISION

"I choose to always do the right thing."





DISCUSSION QUESTIONS

1. In what situations of your life have you shown that you have the breastplate of righteousness on and in which situations no?

YES: You help an old man cross the street. Help your mother clean your house regularly. Share your things with your younger brother. NO: Annoy little kids in school. Make fun of your brother. Cause your classmate to do poorly on a test.

2. Explain how righteousness can be faked.

Without using real names, describe a family that looks good at church. At home they yell at each other, fighting a lot. They brag about times they could cheat someone financially. They tell nasty jokes or use the Lord's name in vain.

3. In what situations do you choose to do nothing rather than be embarrassed?

You may choose not to encourage someone who is not popular even though he needs it. You choose not to pray for someone because other students are around.

4. Whose house did Peter go to visit? Why was this unusual?

God sent him to see Cornelius. He was not a Jew, and the Jews did not normally mingle with others.

5. In what ways was Cornelius different than other men in the area?

Cornelius was kind even though he was a commanding officer. He took good care of his family. He respected God by helping the local Jews.



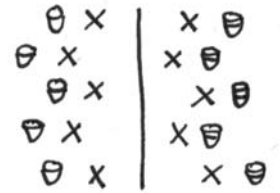
GAME: DEFENCE

Materials

Masking tape, a disposable cup each student, 1-2 balls

Preparation

Divide the playing field with a line of tape.



Directing the Game

1. Divide your class into two groups and place them on the sides of the line. Give a cup to each student. And they choose where to put their cup next to them. (No more than 6 meters from the line) Then students stand between the line and their cup.

2. Give a ball to one of the teams. A participant of that team rolls it to the other side of the line trying to knock down the cups of the other team while the other participants protect their cups with their hands and feet. A student who grabs the ball, sends it in the other direction. Every time a cup falls, that student is out of the game and waits to the side with his cup. If no cup falls after a few minutes of playing, add another ball so there are two at a time. Finish the game after 5 minutes, and let the students start over.

Option

More cups than students can be used so that they have to protect more than one cup.



ANSWERS

E	S	I	M	O	N	E	V	A	E	H
H	I	C	V	D	O	A	W	M	O	F
U	N	O	I	S	I	V	H	M	D	L
M	R	A	P	O	R	F	E	Z	U	I
A	I	R	M	H	U	N	A	F	C	O
L	A	S	E	A	T	I	R	I	P	S
Y	F	I	F	T	N	A	T	U	G	N
U	C	O	R	N	E	L	I	U	S	A
V	Y	N	E	F	C	P	T	F	E	I
O	R	I	C	A	Y	D	I	O	S	D

Peter
Pray
Eat
Heaven
Cornelius
Simon
Home
Vision
Spirit
Men
Centurion
Fearful
Fair



4	2	16	18	108	110	116	158	160	162
6	12	14	20	106	112	114	168	166	164
8	10	24	22	104	174	172	170	192	194
38	36	26	28	102	176	178	180	190	196
40	34	32	30	100	98	96	182	188	198
42	60	62	64	66	68	94	184	186	200
44	58	56	74	72	70	92			
46	48	54	76	82	84	90			
50	52	78	80	86	88				





LESSON 6

Shoes of the gospel of Peace

Bible story:
Philip and the Ethiopian
Acts 8:26-40



MUSIC: 06 PEACE SHOES



INSIGNIAS

Today's attendance insignia:




Each student who did last week's "boot camp" assignment receives this "ribbon":



Each student who completed last week's reading assignment from Acts receives a star.



Each student who can quote last week's memory verse receives a star.



DRAMA

Today Soldier Giggle is constantly complaining and worrying about everything. Soldier Giggle has forgotten her combat boots and keeps hurting her bare feet in the training exercise, causing her to complain and worry even more. Sergeant Upright reminds Soldier Giggle that General Jesus cares for them then tells her to quit complaining and to go get her boots.

MEMORY VERSE

"...and with your feet fitted with the readiness that comes from the gospel of peace." Ephesians 6:15



MAIN LESSON

Acts 8:26-40

Now it is time to put our shoes on so that we are ready to go! This means that we are ready to share the gospel, or ready to obey at any moment, or ready to GO do the right thing.

What we wear on our feet determines our stability and our mobility. What shoes we wear affects how far we can

walk or run comfortably. The wrong choice of footwear can cripple us, slow us down, and make us drop out of the line of march. A soldier who is barefoot could get into real trouble. One of the last things we want to have to worry about is where we step while in battle. Shoes allow us to step freely and without fear while we turn our full attention to the battle at hand. The body of Christ is sent to announce the good news of God's Kingdom, which will spread His way of peace around the whole world. Having our shoes on, we are ready to move, to spread the good news to others.

The story of Philip from the book of Acts is a great story of someone who was ready to go proclaim the gospel. Out of nowhere an angel tells him to get up and go, giving him specific directions of what street in the city. When he arrives, the Lord tells him to run up to a certain vehicle. Philip asks the man if he understands what he is reading, he gets an invite into the car, and then proceeds to share the gospel. The Ethiopian decides to choose Christ and stops the car to get baptized right there! Philip baptized him, but when they came up out of the water, Philip disappeared! The Spirit of the Lord took Philip somewhere else to continue preaching the gospel. What an amazing true story of someone who was willing & ready to go and share the gospel!



BOOTCAMP



It is time to find out how it feels to not be ready to tell somebody about the gospel. First, imagine walking or running down the street without your shoes on. Ouch! Next, write what you would say to somebody who asked you how to become a Christian.

HOMEWORK (DIFFICULT & ADVANCED):

Read Acts 17-19

POWERPOINT / DECISION

"I choose to have a good relationship with God and to be ready to serve Him always."





DISCUSSION QUESTIONS

1. In what situation would you suddenly need to share the Gospel, without preparing yourself in advance?

Examples: The person sitting near you on the train asks questions about the Bible. Your friend is depressed and thinking about wanting to die. Your teacher at school says that God does not exist.

2. What subject would you teach if you had to lead a class without being warned?

It's a good question for students to think about what subjects in the Bible they could teach about. Throughout history God has used people to talk to other people their own age.

3. What is the gospel of "PEACE" compared to the gospel of fear?

Truthfully, the gospel tells that salvation is the only way to escape burning in Hell forever. People are afraid of dying, and are willing to listen to the gospel because of that fear. It is also true if we present the gospel as the best way to live. We can experience peace no matter what is happening around us. We can experience the love of God for us.

4. What did the Ethiopian ask Phillip?

He asked about the meaning of the scriptures he was reading.

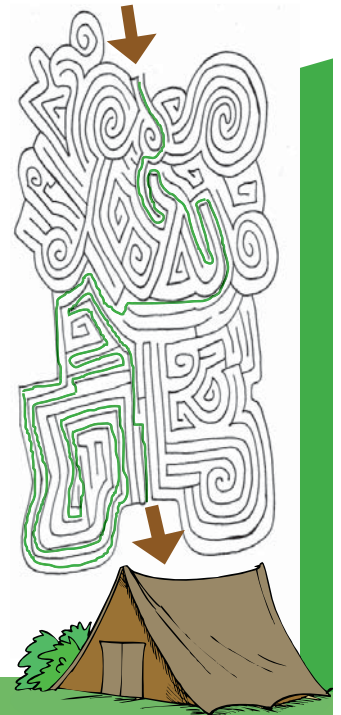

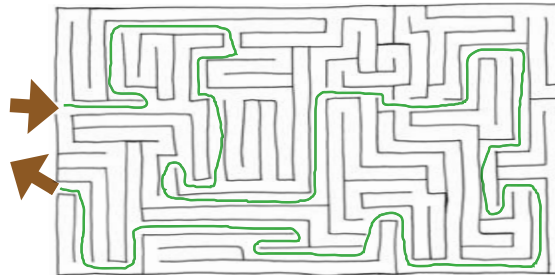
5. When the Ethiopian saw water, what did he ask for? Baptism



ANSWERS

Philip	Official	Peace
Jerusalem	Chariot	Baptized
Travel	Spirit	Road
Ethiopian	Prophet	Preaching
Eunuch	Writing	

A	N	A	S	G	N	I	T	I	R	W	R
G	B	W	E	P	I	L	E	F	M	L	I
N	A	I	P	O	I	H	T	E	V	A	P
I	P	T	E	R	W	R	L	V	L	I	H
H	T	U	O	H	O	A	I	W	E	C	I
C	I	R	P	I	S	P	I	T	V	I	L
A	Z	E	L	U	R	E	H	G	A	F	I
E	E	V	R	R	O	A	D	E	R	F	P
R	D	E	U	N	U	C	H	T	O	T	
P	J	L	W	A	V	E	N	C	I	P	H



GAME: THE MARCH

Materials

Masking tape or string



Preparation

Mark with the tape two parallel lines, more or less six meters apart from each other, three meters wide.

Directing the Game

Designate a student who will be standing between the lines when the others are running. All those who he manages to touch must freeze in their place, and there they will remain touching their heads, shoulders, knees and feet. The running children must be careful not to be touched and frozen, but they touch someone that was already frozen to save them so they can run along with the others.



When they reach the line, they must wait for the signal to return to the other line and continue the game by changing the designated student and placing another volunteer.

Options

Each time the change of the student who will be standing between the lines is made, you can also modify the instructions that will be executed by the designated student.

One of these instructions may be that he must keep snapping his fingers or must continue marching in place.



LESSON 7

Shield of faith

Bible story:
Paul and the shipwreck
Acts 27:21-37, 28:1

MUSIC: 07 FAITH SHIELD



INSIGNIAS

Today's attendance insignia:




Each student who did last week's "boot camp" assignment receives this "ribbon":



Each student who completed last week's reading assignment from Acts receives a star.



Each student who can quote last week's memory verse receives a star.



DRAMA

Today Sergeant Upright gives soldiers Duty and Giggle new shields. In training, the soldiers use shields to protect themselves from water splashing at them on the course. Soldier Duty gets better and better with the shield and finishes the course only a little wet. Giggle forgot her shield altogether and gets completely wet.

MEMORY VERSE

"In addition to all this, take up the shield of faith, with which you can extinguish all the flaming arrows of the evil one." Ephesians 6:16



MAIN LESSON

Acts 27:21-37, 28:1

Today we are learning about the shield of faith, a great weapon for protection because we can move it around and defend ourselves from specific attacks. The Bible says we can use it to extinguish the flaming arrows of the evil one. It does not say "if" the arrows come but "when" they do, we will not be powerless against them. The truth is that the enemy is constantly attacking us. Your enemy wants to distract you with flaming arrows and surprise you. He has



BOOTCAMP



This week write down a list of things you believe from the Bible even though they are not visible, but that you believe anyway. Which one from your list will the enemy attack you with specifically?

HOMEWORK (DIFFICULT & ADVANCED):

Read Acts 20-22

POWERPOINT / DECISION

"I choose to believe in God and have faith."





DISCUSSION QUESTIONS

1. In real life, what are the “fiery arrows of the evil one?”
 Examples: Your teacher says that man descends from monkey and that God is not the one who created all things. Others say that Jesus was only a good man or guru and not God. You fear that God cannot change the lives of your parents.

2. What is a specific example of how you can deflect an arrow with your shield of faith in normal life?
 When you hear that God did not create the world, you open your Bible and read Genesis 1 and 2 to remind yourself of what really happened.

3. What do you do to make sure you do not leave your house without your faith?
 The Bible says that faith comes by hearing the Word of God. We need to read and hear the Word of God constantly and memorize verses, in this way we will always bring the shield of faith. Also, when you choose to believe what God says instead of what others say, you are demonstrating faith.

4. Where was Paul going when he was on the ship in today’s Bible story? How many people were on that ship? (276) Italy. Show a map and the towns and ports that he visited on this journey. (Sidon, Patara, Cnidus, Lasea, Crete, Clauda, Malta)

5. How did Paul learn that the ship would be destroyed but nobody would die because of the storm?
 An angel came to him and told him. Acts 27: 23-25



GAME: SHIELDS

Materials

Masking tape, a cardboard box, and coloured paper.

Preparation

Use the masking to form a square on the floor of one and a half meters each side and put the box in the Centre.

Directing the Game

Divide your group into four teams each make paper balls of different colours. The children stand outside the large square and try to throw the paper balls into the box. Each team choose a representative who can move around inside the big square, trying to block the paper balls of the opposing teams. In the end a student will count the paper balls in the cardboard box by separating them by the colours. The team that has accumulated the most wins.



ANSWERS

P	E	R	A	J	U	C	A	D	I	K	E	T
D	E	V	A	S	U	R	N	U	I	C	R	H
E	N	C	O	U	R	A	G	E	M	E	N	T
D	E	F	I	L	A	O	E	V	G	R	I	I
L	Y	G	I	V	E	I	L	A	P	W	G	A
E	L	O	P	E	D	O	L	U	A	P	H	F
I	R	I	F	I	T	A	O	A	L	I	T	I
H	H	T	I	V	H	W	E	A	T	H	E	R
S	A	I	L	O	R	S	D	A	Y	S	A	P

Paul
 Encouragement
 Angel
 Ship
 Night
 Sailors
 Weather
 Advice
 Sea
 Shipwreck
 Days
 Life
 Saved
 Shield
 Faith





LESSON 8

Helmet of salvation

Bible story:
Saul's conversion
Acts 9:1-19



MUSIC: 08 SALVATION HAT



INSIGNIAS



Today's attendance insignia:

Each student who did last week's "boot camp" assignment receives this "ribbon":



Each student who completed last week's reading assignment from Acts receives a star.

Each student who can quote last week's memory verse receives a star.



DRAMA

Soldier Giggle comes in wearing all her gear except a helmet. Concerned, Soldier Duty asks where Giggle's helmet is. Giggle says that with all her other gear, she is protected enough and doesn't need a helmet. During training, she keeps hitting her head. Sergeant Upright reminds her that the other equipment isn't enough – she needs her helmet!



BOOTCAMP



Write on the first page of your Bible where and when you prayed for salvation. If you cannot remember, you can do it right now! Go to a special place (in your bedroom, behind your house, or in the church) and ask God to forgive you. Thank Jesus for paying for your sins with his life, and ask him to be your lord and boss. Tell Him you want to live for Him. Write the time and place on the front page of your Bible or on your student book.

MEMORY VERSE

"Take the helmet of salvation..." Ephesians 6:17a



MAIN LESSON

Acts 9:1-19

It is important that we wear our helmets of salvation because it could be fatal if we were to receive a blow to the head. How do we make sure to have our helmet on? The Bible makes it clear that our salvation is based on the finished work of Jesus Christ on the cross. When he died for our sins, he paid the price and bought our salvation!

HOMEWORK (DIFFICULT & ADVANCED):

Read Acts 23-25

POWERPOINT / DECISION

"I choose to trust in the Lord Jesus Christ for my salvation."





DISCUSSION QUESTIONS

1. Can you be sure of your salvation?

Each student should answer this question and give a reason why. The idea is for them to be sure that if they opened their hearts to Jesus and accepted him as their Savior, they already have salvation.

2. Do you think you can lose your salvation?

There are different movements, some think that yes, they can lose their salvation and others that do not. The idea is for students to discuss their response.

3. What happened to Saul as he rode his horse to the town of Damascus?

A bright light from Heaven came and he fell to the ground now blind. God spoke to directly to him. (Acts 9)

4. What did God tell Ananias of Damascus?

God told him to go pray for Saul. He told him of Saul's need for healing and where to find the house Saul was staying in.

5. What did Ananias tell God? What happens when we complain to God?

Ananias said, "I have heard of the harm Saul has done to Christians. He has authority even in this town to imprison us." God had patience with Ananias.

walking, they spin around once where they are, and they sit down as fast as they can. The student who sits first has to say something about Jesus Christ and then it's his turn as announcer. (If the winning student has already been the announcer, let him choose another student who has not won to be the announcer)



Options

1. Each time you play it, you can change the instruction given to the students. (For example, put your hand on your head while doing 2 spins and sit, jumping on one foot twice, run to the closest wall, etc.)

2. If it becomes very difficult to see which child has won, other information may be used to select an announcer - the student wearing blue clothing, the youngest student, the student with the longest family name, etc.

3. The announcer can shout "There is Salvation" while also clapping hands, or whistle, or you can use music and stop it.



GAME: STRATEGY

Directing the Game

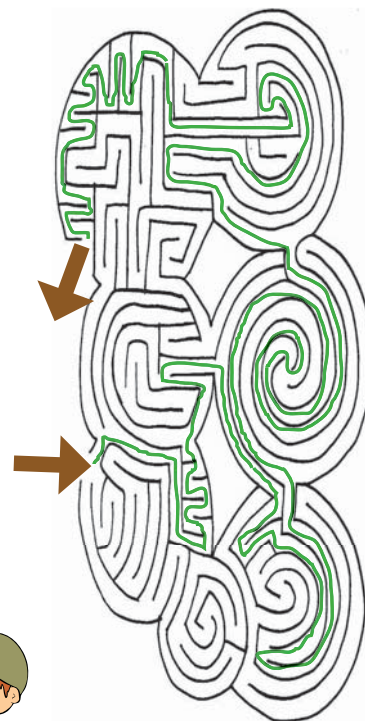
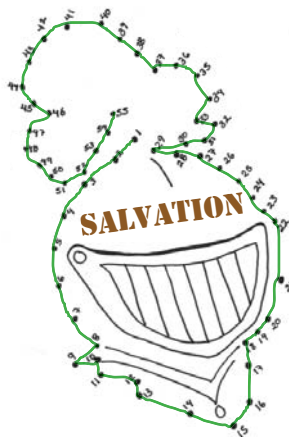
Choose a student to be the announcer. To start the game, students start walking around the room. When the announcer says, "There is Salvation!" the students stop



ANSWERS

Saul	Jesus	Priests	Spirit
Damascus	Blind	Selected	Strength
Disciples	Eyes	Hands	
Heaven	Ananias		

P	S	T	S	E	I	R	P	R	A	D
S	E	S	S	A	I	N	A	N	A	E
E	Y	T	H	I	T	L	A	M	A	T
L	E	R	O	A	P	I	A	T	M	C
P	S	E	P	A	N	S	R	R	A	E
I	I	N	S	L	C	D	A	I	S	L
C	E	G	R	U	T	A	S	U	P	E
S	M	T	S	I	S	R	U	N	L	S
I	P	H	E	A	V	E	N	I	R	P
D	N	I	L	B	A	N	J	O	E	L





LESSON 9

Sword of the Spirit

Bible story:
Peter speaks to the multitude
Acts 2:12-17, 22-30, 34-41



MUSIC: 09 SWORD OF THE SPIRIT MARCH



INSIGNIAS




Today's attendance insignia:

Each student who did last week's "boot camp" assignment receives this "ribbon":



Each student who completed last week's reading assignment from Acts receives a star.

Each student who can quote last week's memory verse receives a star.



DRAMA

Duty mentions some personal struggle to Giggle, who gives some advice. Duty asks Giggle where she got the idea. Giggle pulls out her mobile device, saying it came from social media. Just then, Sergeant Upright comes in and pulls them into attention, telling them to rely on the Bible and not on social media. Soldiers Duty and Giggle start reading the Bible, and each receive a sword from it!

with it. The "Sword of the Spirit" is the Bible, or the Word of God. To be able to use your sword in battle, you need to know Scripture. This means reading your whole Bible over and over again and also memorizing Bible verses. In today's true story from the book of Acts Peter uses Scripture as he preaches to the crowd. There were people there who did not believe in God and began to mock him. Peter stood up to speak to those who mocked; he did not just preach at them, but used scripture to fight the battle. When we have scripture memorized, we can use it in life when we need it. On that day three thousand people were saved and joined the church because of Peter's preaching with the Word of God! What a blessing! Peter used his sword with skill because he had the perfect scripture memorized for his specific situation. He fought the enemy with skill and won 3000 people to the Lord! The more Bible verses you know, the better you will be with your sword. When we have read the Word and memorized it, God is able to bring it to our minds just when we need it. How are you with your sword?

MEMORY VERSE

"...and the sword of the Spirit, which is the word of God." Ephesians 6:17b



BOOTCAMP



Memorize a Bible verse that applies to a battle that you are fighting regularly, and tell it to your teacher next week. You could be experiencing fears about your appearance, possessions, wanting more, spiritual security, or your future.



MAIN LESSON

Acts 2:12-17, 22-30, 34-41

The sword of the spirit is the first piece of the Armour that is actually a weapon, instead of a defense item. This means that we can go on the offensive against the enemy

HOMEWORK (DIFFICULT & ADVANCED):

Read Acts 26-28

POWERPOINT / DECISION

"I choose to learn the Word of God and use it in my daily life."





DISCUSSION QUESTIONS

1. When can you be on the offensive against the enemy?
Praying for the salvation of others, declaring promises of the Bible, praising God, etc.

2. What is an example of striking with your sword in real life?

Example: You hear a lie from the devil (someone tells you that you are ugly) and instantly you think of a verse from the Bible where it says that you are special to God and His creation.

3. How is the sword of the spirit misused?

When Christians forget that conviction is the work of the Holy Spirit, and they use Bible verses to attack other Christians. When the Holy Spirit convicts of sin, He gives power and strength and helps to live to please Him.

4. How many people became Christians because of what Peter said in Jerusalem on the day of Pentecost?

About 3,000

5. What did these new Christians do to show they were going to follow Christ?


They were baptized.



GAME: CODE

Materials

A few pieces of dry ice, disposable plates.



ANSWERS

H	I	M	J	E	R	U	S	A	E	M
O	E	R	E	T	E	P	A	C	L	I
S	J	P	J	L	I	F	N	E	A	R
P	E	Y	O	R	A	E	I	N	G	A
I	W	L	I	H	S	S	A	W	S	C
D	E	T	C	E	R	R	U	S	E	R
R	G	O	R	A	P	E	T	R	J	L
D	O	P	E	R	R	F	C	O	E	E
I	D	I	P	T	E	I	Y	H	W	J
P	R	E	S	E	N	L	M	E	S	S

Peter
Spirit
Jews
Jerusalem
God
Miracles
Resurrected
Joy
Heart
Hope
Life
Presence





Directing the Game

"What do you think is the best way to move dry ice to the other side of the room without using your hands? Every day we make decisions about the best way to do and say things. God promises to help us with these decisions - memorizing and practicing the verses will help us."

1. Show (or ask helpers to show) different ways to move the dry ice to the other side of the room without using your hands ... and just using the plate as a fan. (using small and quick movements or giant movements, etc.)

2. Put the students in groups of no more than 6. The groups are put in rows on one side of the place to play. Give the first child in each row a plate and a piece of dry ice.

3. When the teacher says, the first children begin to move the dry ice to the other side of the room without using their hands. When they reach the wall on the other side, they lift the dry ice with their hands, and they run back to deliver the plate to the next student.





LESSON 10

Pray without ceasing

Bible story:
Peter escapes jail
Acts 12:1-19



MUSIC: 10 PRAY WITHOUT CEASING



INSIGNIAS

Today's attendance insignia:



Each student who did last week's "boot camp" assignment receives this "ribbon":



Each student who completed last week's reading assignment from Acts receives a star.



Each student who can quote last week's memory verse receives a star.



For this final week, each student can earn the 10th homework ribbon by deciding to do the homework and praying today. If they have completed all 9 reading assignments, they receive their 10th reading star. If they can quote all the memory verses in sequence including today's verse, they receive their 10th memorization star.



DRAMA

Sergeant Upright gives a walkie-talkie to Soldiers Giggle and Duty. In the middle of an advanced training exercise, Giggle and Duty are stuck in a hole. Duty suggests using the walkie-talkie to ask for help. Giggle refuses at first, claiming they can do it on their own. After a while, they pull out the walkie-talkie and call out to God. Sergeant Upright suddenly appears on the scene and chases off the enemy.



MAIN LESSON

Acts 12:1-19

Prayer is the second weapon that we can use on the offensive against the enemy. And it can also be used as protection. With prayer we can fight battles, receive wisdom from the Lord on how to proceed, release angels in the heavenly to fight for us, and understand better what we are up against.

In today's Bible story, we see Peter in prison while the whole church was praying for him. As they pray, God sent an angel to the prison to set Peter free! The angel walks him out of the jail, down the street and Peter returns to the home where the brothers and sisters in Christ are praying. They didn't even open the door for him because they could not believe it was really Peter! They were praying for his deliverance, but we were shocked to see it really happen! So many times, you and I pray, but are surprised when God answers our prayer and comes to help us. He asks us to pray and promises to help us. This is one piece of the Armour that you must do daily if you want to use it daily. Prayer changes things! Continually pray in your fight because we need it in battle today more than ever.



BOOTCAMP



Habits take 21 daily repetitions to become real. Start praying every evening when you climb into bed. It's ok if it's a short simple prayer, but it's not ok to miss a day. If you miss a day, pray twice as long the next morning before you get out of bed. Turn your bed into your prayer place. Reward yourself when you get to 21 days of prayer.

MEMORY VERSE

"And pray in the Spirit on all occasions with all kinds of prayers and requests. With this in mind, be alert and always keep on praying for all the Lord's people." Ephesians 6:18

POWERPOINT / DECISION

"I choose to pray always, remembering that the battle is spiritual."





DISCUSSION QUESTIONS

- Why is prayer included in the "Armour of God"?
Prayer can strengthen you or your friends, and prayer can change the minds of God and of your enemies.
- What is an example of praying to defend against the enemy and what is an example of praying on the offensive to attack the enemy?
Defense: Requests such as praying for being brave or praying for help. Also, recognize a lie or an insult against you is an attack by spiritual powers. Resist by rejecting them in the name of Jesus Christ.
Offense: Praying for the salvation of others, praying for a city to see and know Christ, or praying against a certain idol or god in your region.
- If God is in control of everything, why does He ask us to pray to Him when He already knows what is going to happen?
Because you help determine what will happen. Your prayers make a difference in your life and the lives around you.
- What are the two offensive weapons for us to use?
Prayer and the Sword of the Spirit, which is the Word of God.
- Who came to the door when Peter knocked at Mary's house?
Rhoda, the servant girl.

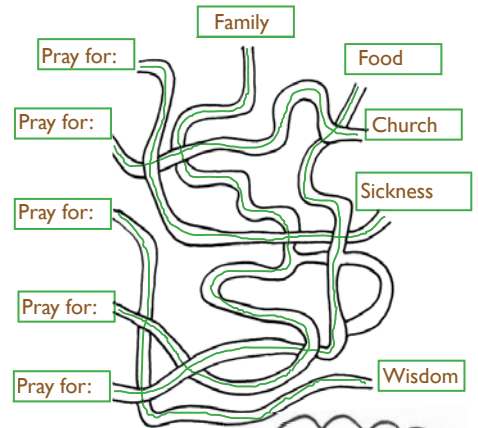


ANSWERS

Peter	Jail	City
King	God	Jewish
Church	Chains	Door
Herod	Angel	Pray
Soldiers	Vision	Judea

J	Y	T	I	C	H	U	R	C	H	Y
V	E	J	A	H	E	R	O	D	T	A
L	D	S	T	A	V	I	S	E	W	R
S	O	L	D	I	E	R	S	E	K	P
J	O	A	S	N	R	A	J	A	I	L
L	R	I	H	S	I	W	E	J	N	A
C	O	L	O	R	A	O	S	U	G	Y
N	T	L	C	A	J	G	O	D	C	E
R	E	T	E	P	K	E	D	E	K	R
P	O	S	R	L	E	G	N	A	S	D

Ideas:



Thank you Father God for one more day of life and for my whole family. Please help my dad. Amen. (Accept varied answers)



GAME: AMBUSH

We use prayer in offensive and defensive. Also, in this game we have to move forward to collect papers, at the same time take care of our own back.

Materials

Paper (letter size sheets of paper cut into 4 squares - one quarter for each student in your class), tape.

Directing the Game

- Put a piece of paper on each student's back.
- When the teacher says, the students try to grab the paper from the backs of other students. Students can not touch their own paper to keep it. But if they should try to take care that the others do not steal their little paper.
- When someone grabs the paper of a student, the student has to give that student all the papers he has collected, and he has to go back to the wall to start over.
- Continue until there is a student in the middle with all the papers. Redistribute the papers and play again.



Option

Instead of paper and tape, you can use pieces of cloth that are long and thin, and students put them in their belts.

MY CLASS

INSIGNIAS & DISTINCTIVES

	Lesson 1	Lesson 2	Lesson 3	Lesson 4	Lesson 5	Lesson 6	Lesson 7	Lesson 8	Lesson 9	Lesson 10	
Student:											Attendance
											Reading
											Memorizing
											Homework
Student:											Attendance
											Reading
											Memorizing
											Homework
Student:											Attendance
											Reading
											Memorizing
											Homework
Student:											Attendance
											Reading
											Memorizing
											Homework
Student:											Attendance
											Reading
											Memorizing
											Homework
Student:											Attendance
											Reading
											Memorizing
											Homework
Student:											Attendance
											Reading
											Memorizing
											Homework

Make photocopies of this page if you have more than 10 students.



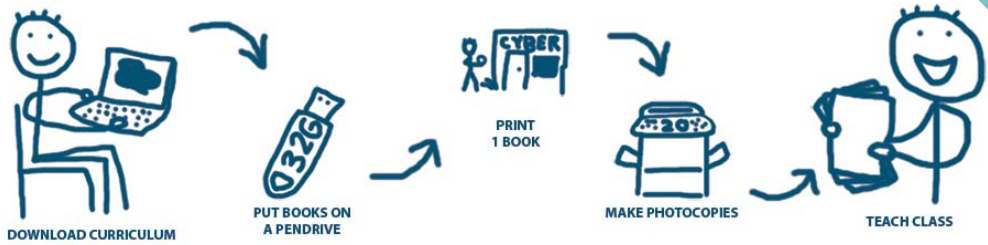
Find training series all in one place, with free videos and downloads.



"Do you not know that in a race all the runners run, but only one gets the prize? Run in such a way as to get the prize. Everyone who competes in the games goes into strict training. They do it to get a crown that will not last, but we do it to get a crown that will last forever." 1 Corinthians 9:24-25



HOW TO PRINT THIS SYLLABUS:



www.ChildrenAreImportant.com
info@childrenareimportant.com
We are located in Mexico.

