

UNIDAD 2

CSI

CHILDREN'S BIBLE INVESTIGATION



TEACHER BOOK
FOR ALL AGES

CBI: CHILDREN'S BIBLE INVESTIGATION

Sunday school

Unit 2

TEACHER'S BOOK

--[CASE 1]--



CLUES! (LESSON 1)

1

CLUE #1 TITLE (LESSON 1)

The case of the threatened species

2

CLUE #2 DRAMA (LESSON 1)

Narrator: This story is fiction but some names and places have been changed to protect the innocent.

Animal Control: Safe harbor animal control how can I help you today?

Cat Lady: Hi, oh great, you are still there.

Animal Control: Yes, ma'am, we are here. How can I help you?

Cat Lady: Oh, well, I am just so worried my white cat has wandered off again. He is such a handsome cat, I just know someone took him. You don't have him there, do you?

Animal Control: I have a couple cats here, but like I told the lady who just called I don't have a white cat here.

Cat Lady: Someone else called for a white cat?

Animal Control: Yeah, she was looking for a white cat named Princess.

Cat Lady: Oh, how strange is that. My missing cat is named Prince. Maybe they found each other and (giggles) ran away together.

Animal Control: That is strange. There has been a lot of that going on lately.

Cat Lady: Of animals running away together?

Animal Control: Well, yeah, in a way.

Cat Lady: Oh, that sounds like juicy gossip. Tell me about it.

Animal Control: Well, I have a boy and a girl dog that are missing.

Cat Lady: Well, that makes sense.

Animal Control: A pair of parrots, a pair of snakes, a pair of zebras... shall I go on?

Cat Lady: Oh, my GOODNESS, that is incredible! I wonder where they are all going.

Animal Control: I have heard that a few animals have been hanging out down by the massive monument that the old crazy guy is building.

Cat Lady: Do you think my Princess is down there?

Animal Control: I doubt it, I have been swinging by there to see if there are any stray animals down there, but every time I go there I don't see any animals. I have seen lots of signs that animals have been there, but no animals.

Cat Lady: Well, ok, if you see my cat would you give me a call?

Animal Control: Sure, Lady. See you later.



Cat Lady: Bye.

3

CLUE #3 OBJECT (LESSON 1)

Bring to class: Saw or hammer

4

CLUE #4 ARCHAEOLOGY (LESSON 1)

Mount Ararat, as it is called in the Bible, is a massif of more than 5,000 meters altitude, located in the extreme east of Turkey. Mount Ararat forms a near quadripoint between Turkey, Armenia, Azerbaijan and Iran.



5

CLUE #5 BIBLE SCENE (LESSON 1)

Secret: Footprints of animals all heading in one direction. Pictured prints are from an elephant, gorilla, zebra, sidewinder rattlesnake, crocodile, aardvark, and giraffe.



CASE SOLVED

CASE SOLVED

CASE SOLVED! (LESSON 1)

BIBLE STORY (LESSON 1)

Noah and the Ark

From the Bible: Genesis 6-9

After God created people and time went by, the people became more and more wicked. They did evil in the eyes of the Lord. God saw only one person who was righteous in His eyes, Noah. God told Noah to build an ark, or a huge boat. He told Noah exactly how big to make it because it had to hold some of all the different kinds of animals that were on the earth. Even though it had NEVER rained on the earth, Noah obeyed God and built the ark. The day came when God told Noah to gather his sons and their wives and get in the ark with the animals. Then it started to rain, God opened the heavens and the springs of the earth burst with water. It poured for 40 days until the earth was covered.



The water flooded the earth for 150 days. Then God sent a wind to dry the earth. Noah started sending out birds to see how dry things were but they kept coming back. Finally, a dove brought back an olive leaf. Noah waited seven more days then sent the dove back out. This time, it never returned. When Noah opened the door of the Ark the land was dry. God told Noah to let out the animals so they could go populate the earth. Noah made a sacrifice to God. As God smelled the sacrifice He decided He would never destroy EVERYTHING on earth with water again. He told Noah of His promise; the sign can still be seen today. The rainbow is a reminder of Gods promise between Him and all life on earth.

APPLICATION (LESSON 1)

I can be righteous when there is evil all around.

MEMORY VERSE (LESSON 1)

"Therefore put on the full armor of God, so that when the day of evil comes, you may be able to stand your ground..." Ephesians 6:13

ASSIGNMENT (LESSON 1)

It can be hard to obey God when nobody else around you are obeying. Look for an opportunity to do what you know is right but isn't commonly done. Example: Give back the change when someone gives you too much because their math was incorrect.

GOD'S DNA (LESSON 1)

God asks for righteousness and rewards obedience.



FUN TIME! (LESSON 1)

GAME (LESSON 1)

Noah's Ark

Students form a circle. The first person thinks of an animal starting with the letter A and slowly counts to 10. The next student thinks of a different animal beginning with A and begins counting, while the next student thinks of another animal beginning with A. If he's unable to do so within the time limit, he leaves the circle and the next student names an animal that begins with the letter B. Play continues until the student whose turn it is cannot think of another animal starting with B and must leave the circle. The next student will start again with the letter C, and so on.

DISCUSSION (LESSON 1)

(For older students)

1. Why are God's instructions so hard to follow? When God asks us to do something does he really expect us to do it?
Yes, God expects us to do all that He asks, but He gives us His Power and His Help so that we don't have to do it alone. God's laws and instructions continually drive us to Christ who offers us grace and a new law. This new law is to simply love God and our neighbors and following Gods law is a side effect of our love. (Romans 8:5-6, Galatians 3:21-25, Romans 7:7-25)
2. Why does God let bad things happen? When bad things happen is God still in control?



He allows people to have free choice, including the ability to choose sin. He also has an amazing way of turning bad things into blessings. My part in a bad situation is to remain faithful to God like Job did when he said, "Shall we accept good from God, and not trouble?" Job 2:10

3. How can I tell when it's God's voice that I think I'm hearing in my head?

God will speak through authorities: parents, pastors, and teachers. In the Bible God speaks in many ways: a gentle whisper (1 Kings 19:12), in person (Exodus 33:11), through a messenger, through angels, in a dream, with a bright light, by lots, miraculous signs, burning bush, thunder and lightning and trumpets. Also, He will speak to you through His Word. The more you read the Bible the more it will become relevant to every day to day task.) How do I know God's voice? "My sheep know my voice and follow me." (John 10:26) If you don't KNOW God you can't tell His voice from your own suggestions and wishes and daydreams.

ANSWERS TO STUDENT PAGES (LESSON 1)

LUCAS'S EXPERIMENT (LESSON 1)

Raisins in pop

Put a raisin in clear soda pop and watch it sink to the bottom, collect bubbles, and float to the top, only to lose the bubbles and sink again. Put twenty raisins in the soda pop and watch the action.

--[CASE 2]--



CLUES! (LESSON 2)

1

CLUE #1 TITLE (LESSON 2)

The case of the UFO sighting. (Unidentified Flying Object)

2

CLUE #2 DRAMA (LESSON 2)

Inspector: [Knocks on door]

Innkeeper: Come in.

Inspector: Hello, I am with the Municipal Hospitality Commission.

Innkeeper: How can I help you officer?

Inspector: I have been visiting each hotel in the city with a special request.

Innkeeper: So I have heard.

Inspector: With the recent census announcement, we will be requesting that you work diligently to make as many residences available for rent for the massive influx of visitors that we are anticipating.

Innkeeper: We are a small hotel; I only have ten rooms and the stable out back.

Inspector: I see, well, will you be sure to make all ten rooms available?

Innkeeper: Yes, of course, but I have one room that you required me to take out of service for repairs.

Inspector: Have you been able to complete the repairs?

Innkeeper: No, I had to wait to complete the last portion before I could call you for an inspection.

Inspector: I see. I have been authorized to allow you to receive a provisional approval to re-open the room just for the census. Have you corrected the safety concerns?

Innkeeper: Yes, I corrected the safety concerns.

Inspector: Ok, let's have a look.

Innkeeper: Here we are.

Inspector: [Glances around] Looks good, go ahead and put it in service.

Innkeeper: That was so easy I think I should have you inspect the stable, and I will put that into service.

Inspector: Don't be ridiculous. Stables are not used to provide hospitality to anything but animals unless it is an extreme emergency.

Innkeeper: I was just kidding, don't worry. I would never offer my stable unless there was clearly no other option.



CLUE #3 OBJECT (LESSON 2)

Bring to class: Baby blanket, straw or hay

4 CLUE #4 ARCHAEOLOGY (LESSON 2)

The church of the Nativity is a basilica located in Bethlehem, in the West Bank, Palestine. It is located over the cave that marks the birthplace of Jesus Christ. The church is administered jointly by Greek Orthodox, Roman Catholic, Armenian Apostolic and Syriac orthodox church authorities. All four traditions maintain monastic communities on the site. As a result, however, there have been repeated brawls among monk trainees over quiet respect for others' prayers, hymns and even the division of floorspace for cleaning duties. The Palestinian police have been called to restore peace and order. Tourists are welcome to visit.



5 CLUE #5 BIBLE SCENE (LESSON 2)

Secret: The night sky with the heavens opening up. The angels are about to make an announcement.



CASE SOLVED

CASE SOLVED

CASE SOLVED! (LESSON 2)

BIBLE STORY (LESSON 2)

The Birth of Christ

From the Bible: Matthew 1:18-2:15, Luke 2:1-20

Mary and Joseph had to go register in Bethlehem for a census. It was quite a distance and Mary was very pregnant with baby Jesus. It was hard to walk so she rode on the back of a donkey. When they got to Bethlehem she knew it was time to give birth. Joseph looked everywhere for a place to stay. There were so many people traveling for the census that there was nowhere to stay. Finally, one innkeeper said that they could stay in the stables with all of the animals. Mary and Joseph were grateful; at least it was warm and dry. That night Jesus was born in the stable. He was laid to sleep in a manger.

Far away there were some Kings called Magi. They saw a new star in the sky and knew that the King of Kings had been born. The Magi wanted to give baby Jesus gifts, so they started their travels to find Him by following the star. King Herod heard that the Magi were looking for the new Baby King. He was very jealous and wanted Jesus dead. King Herod secretly called the Magi to come see him. He said he wanted to know where Jesus was, so he could go worship him. After the Magi found Jesus, they were



supposed to report back to the King and tell him where Jesus was. When the Magi finally found Jesus, they gave him gifts of frankincense, gold and myrrh. As they made their way home they went a different way because they knew King Herod did not want to worship Jesus, but to hurt him.

APPLICATION (LESSON 2)

I will make room for Jesus in my life.

MEMORY VERSE (LESSON 2)

"Here I am! I stand at the door and knock. If anyone hears my voice and opens the door, I will come in and eat with him, and he with me." Revelation 3:20

ASSIGNMENT (LESSON 2)

Ask Jesus to come into your life and be your boss. Confess to God that you can't be good enough on your own and you need his gift of salvation. If you are already a Christian and remember when and where you prayed, tell a friend about it. Ask your friend if they'd like your help to pray and ask Jesus into their life too.

GOD'S DNA (LESSON 2)

God is findable on earth but not where you expect.



FUN TIME! (LESSON 2)

GAME (LESSON 2)

Listen and pass

Students stand in a circle but turn to face the back of person beside them. Give two or three students a wad of paper. Instruct them to pass the paper as quickly as possible but listen to the teacher's instructions.

For example, teacher shouts, "Over the right shoulder – pass." Students pass the object only over their right shoulders. They continue doing that until the next command is given. For instance, shout faster, slower, reverse, etc. Also, change the way paper is passed: Under legs, under left arm, overhead.

DISCUSSION (LESSON 2)

(For older students)

1. Would Jesus fit in with my friends? What would Jesus spend his time doing if He had your life?

The students will have different answers to this, and the Holy Spirit can be trusted to move the conscience of students who aren't yet where He wants them to be with their relationships and activities. If God is speaking to someone about changing, lead the group in prayer so the commitment is solidified and to ask for God's help to make the change. Psalm 1; I Corinthians 15:33-34; Ephesians 4:17-32; 2 Timothy 2:22; John 1:6-13; Romans 10:9-13

2. Why doesn't everyone just believe in Jesus?

Repentance from our sins is like the diet and exercise of self-control. It is the only way to stop provoking our own death. To give up on trying to be good enough for heaven and accept Christ's gift of righteousness requires a brokenness and humility that many people are not ready for. John 1:6-13; Romans 10:9-13



3. What is so great about heaven?

Heaven is spending eternity with God. What are your favorite things, things that feel good or taste good, or you really enjoy? Talk about what is so wonderful about them. Now, out of all your favorite things, which ones did God directly create? Which ones are a way to copy something He created (like the internet copies our desire to be connected with community – something God created) If God took 7 days to create all the best things we love so much; can you imagine that Eternity with Him will be any less wonderful than the best day on earth? Heaven is a place without sin, without tears and pain, and with a family closeness to God. John 14:1-3; Colossians 3:1-2; Revelation 21:1-22:6

ANSWERS TO STUDENT PAGES (LESSON 2)

LUCAS'S EXPERIMENT (LESSON 2)

Sundial watch

Cut a piece of cardboard into a watch-shaped circle and another into a wedge. Tape them together to make a sundial. Tie them to your wrist with a string. Have fun trying to calculate the time on a sunny day using your sundial watch or play with it indoors as a joke pretending to tell the time.

--[CASE 3]--



CLUES! (LESSON 3)

1

CLUE #1 TITLE (LESSON 3)

The case of the loud decibels.

2

CLUE #2 DRAMA (LESSON 3)

Police: Thank you for coming inspector. I would like you to take a look at this and tell me what you think.

Inspector: Sure, no problem. What am I looking at?

Police: Do you see this wall?

Inspector: Yeah, that is a huge wall. It's got a whole house built into it.

Police: Yeah, well, I would like to figure out what happened here. How did this happen?

Inspector: I would too. The wall design is solid, like many other cities I have seen.

Police: Have you ever seen a wall of this design fail like this?

Inspector: I have only seen this type of wall fail in an earthquake, but it must be a huge earthquake.

Police: There was no earthquake when this wall failed.

Inspector: Even in an earthquake, I have only seen cracking and crumbling, never anything that came close to this.

Police: That is what I was thinking too.

Inspector: Did all the walls fall to the north, or just the north wall?

Police: Come around here and see this for yourself.

Inspector: Oh, that is unexpected. The west wall fell to the west. Did all the walls fall straight out or is there some way that this makes sense?

Police: Straight out, that's right.

Inspector: Wow. Any word on what may have caused this?

Police: There are some rumors, but no witnesses.

Inspector: This was a good-sized city, and wealthy by the looks of it. How can there be no witnesses?

Police: They are all gone. No people remain alive and no gold, silver, or bronze are anywhere in sight.

Inspector: I have never seen anything like it.

Police: Well, thank you for your time Inspector. I will leave you to your work. I must get back to headquarters.

Inspector: I will send you a copy of whatever I find.

Police: Thank you. I should be available soon, I am being sent over to Ai. Apparently, we have a tiny army trying to attack us. We have beaten them once, but it looks like they are going to try again.



Inspector: Ok, good luck with that. I am going to go have a look at this red thread I see hanging from a window.

Police: All right, talk to you later.

3

CLUE #3 OBJECT (LESSON 3)

Bring to class: Brick, horn or trumpet

4

CLUE #4 ARCHAEOLOGY (LESSON 3)

Ernst Sellin and the archeological society "Deutsche Orient-Gesellschaft" excavated this site of ancient Jericho ruins and discovered evidence of the walls falling outward.



5

CLUE #5 BIBLE SCENE (LESSON 3)

Secret: Two rams horns like the ones the army used to shout a loud blast.



CASE SOLVED

CASE SOLVED

CASE SOLVED! (LESSON 3)

BIBLE STORY (LESSON 3)

Joshua at Jericho

From the Bible: Joshua 5:13-6:27

As Joshua and his army passed by Jericho an angel of God came before Joshua and told him that he was giving Jericho to him. If Joshua followed God's orders then Jericho would fall and Joshua could consecrate it for God. Joshua followed God's directions perfectly although they were different from any military attack that he had ever done before. On day one, Joshua had seven priests carry ram's horns in front of the Ark of the Covenant and march around the walls of Jericho one time. On day 2 they did the same thing, making sure no one made any noise. They continued to do this for 7 days. Then on day seven they marched around the city seven times. As the priests blew the ram's horns, the warriors all screamed a victory scream, and the walls of Jericho came tumbling down! The soldiers ran in and took over the city, separating all the gold, silver and



bronze for God's treasury. Everything else in the city was destroyed that day, except Rahab and her family. Rahab had helped Joshua and his soldiers take the city so her family was spared.

APPLICATION (LESSON 3)

I will obey because God's instructions work.

MEMORY VERSE (LESSON 3)

"He replied, "Blessed rather are those who hear the word of God and obey it." Luke 11:28

ASSIGNMENT (LESSON 3)

God gives instructions for us that will also help us win battles. He says, "Obey your parents." This week listen carefully to what your parents say and obey every word, immediately, not waiting until later. Perhaps you will find it is not easy to do, just like Joshua, but it is worth it.

GOD'S DNA (LESSON 3)

God fights strongly for His people when they obey Him.



FUN TIME! (LESSON 3)

GAME (LESSON 3)

Hot Potato

Have the kids stand/sit in a circle. They pass/throw a light object (with a large group you can use more than one) around the circle as music plays. Whoever has the object when the music stops is out.

DISCUSSION (LESSON 3)

(For older students)

1. What if I really mess up? What are some big sins and mistakes you have seen or heard about recently? What would happen if you made those big mistakes in your own life? When Jesus died he satisfied God's need for judgment against sin, I John 1:7-9 warns us to not hide our sin but to confess it so we can be forgiven.
2. When do I get to be the boss? How does God develop leaders? Have your kids talk about the number of bosses they have from parents to teachers to coaches and pastors. To become a boss, find a place to serve and continue faithfully.
3. How do we know when it is ok to lie? Are little lies not important, but the big ones are? God rewards those who act on faith. In the case of Rahab, her lie to her countrymen was a big lie, a huge lie, but it was her first action of faith in God and turning her back on her own people and Religion. Find the most loving thing, first for God then for the people around us and do that.



ANSWERS TO STUDENT PAGES (LESSON 3)

LUCAS'S EXPERIMENT (LESSON 3)

Floating M and M's

Put some M and M's in a shallow dish of water and wait. The M's will float to the surface. They are printed on the candy with a waterproof ink but the candy coating is not waterproof.

--[CASE 4]--



CLUES! (LESSON 4)

1

CLUE #1 TITLE (LESSON 4)

The case of the exorbitant spender.

2

CLUE #2 DRAMA (LESSON 4)

Private Investigator: Hey there Mr. pig farmer. You called and I came, just like it says on my card. How may I be of service?

Pig Farmer: I am missing a worker, and I think his disappearance was a little strange.

Private Investigator: What did he look like when you last saw him?

Pig farmer: Broken and a little hungry.

Private Investigator: What was he doing for you?

Pig farmer: He was feeding my pigs.

Private Investigator: He was feeding your pigs?

Pig farmer: Yeah, I would like him back, he was a good worker. He didn't even steal the pig's food like some of the other workers in the past.

Private Investigator: You are one stingy man. Well, look I have another investigation I am working on, and I will not have much time to work on finding your worker.

Pig farmer: What is your other investigation?

Private Investigator: The recent disappearance of a party boy who came into town with some bags of money not long ago.

Pig farmer: Was he rich?

Private Investigator: He was when he got here. I'm not sure if he is now or not. He sure threw some great parties.

Pig farmer: Well, I will keep an eye out for him and let you know if I see him.

Private Investigator: Out here on a pig farm, you will keep an eye out for the rich heir? That is funny! Why would he ever come out to your farm?

Pig farmer: Well, I don't know. Are you going to find my pig feeder?

Private Investigator: Tell you what, I will keep an eye out for him and let you know if I find anything. In cases like this, it is just as likely that he found another job.



3

CLUE #3 OBJECT (LESSON 4)

Bring to class: Stuffed wallet or coins.

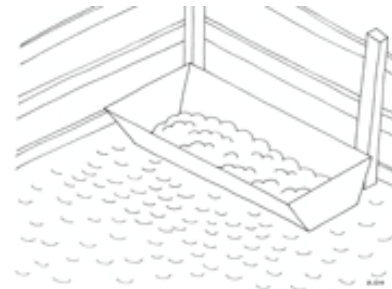
4 CLUE #4 ARCHAEOLOGY (LESSON 4)

Feeding the pigs on a farm is often one of the lowest jobs, sometimes assigned to children. This child is dumping all the cooking scraps into the muddy pens.



5 CLUE #5 BIBLE SCENE (LESSON 4)

Secret: Inside the fenced pig sty with the trough where the food was placed.



CASE SOLVED

CASE SOLVED

CASE SOLVED! (LESSON 4)

BIBLE STORY (LESSON 4)

The Prodigal Son

From the Bible: Luke 15:11-32

Jesus told a story about a man who had two sons. One day the younger son went to his father and asked for his inheritance. His father gave it to him and the young man went to another city and spent it on anything he liked, including immoral things. After he had spent all the money, he had nothing to eat, he needed a job. Finally, someone hired him to feed their pigs. The man hated the job. Pigs were dirty animals. As a Jew, he was not supposed to be around them. He was so hungry, but no one offered him any food. He was willing to eat the pig food. He knew he had to go back to his father or he was going to starve to death. So, he headed home. The father saw him a long way away and asked the servants to kill a calf and make a huge feast to celebrate the coming home of his son. When the young man came near and was embraced by his father, he cried for his father's forgiveness. He knew he had done wrong. Then the father called for a fancy robe and the best jewelry to be given to him.

Now the prodigal son was home and they must celebrate because he was thought to be dead, and now he is back home and alive. He was lost and is now found.



APPLICATION (LESSON 4)

I am always welcome to return to God.

MEMORY VERSE (LESSON 4)

"This man welcomes sinners and eats with them." Luke 15:2b

ASSIGNMENT (LESSON 4)

There are students who visited church once, perhaps a long time ago. Ask your Bible teacher for some suggestions of students if you don't know of any. Invite them to return to church and be careful to make them feel warmly welcomed back.

GOD'S DNA (LESSON 4)

God happily throws a party when any lost child comes back to Him.



FUN TIME! (LESSON 4)

GAME (LESSON 4)

Password

Select 2 volunteers to come to the front of the classroom to be the game contestants who will "guess the password." They turn their backs while the teacher silently shows the rest of the class the password on a card. The contestants then face the students, and take turns selecting a student who raised their hand to give a little clue about the word. (Saying the word is not permitted. Clues might be limited to one-word clues.) Password ideas: Father, money, inheritance, party, pigs, brother, calf, etc.

DISCUSSION (LESSON 4)

(For older students)

1. How can I recognize a true friend? Have you ever thought that someone was a friend but you found out later that they were only spending time with you to get something? When the younger brother's money ran out and he had to go to work on the farm his friends were nowhere to be found. Proverbs 18:24.
2. What about when my parents are unfair? When I honor my parents by obeying them, God promises to give me a long life. God has instructed us to honor our parents in the 10 commandments (Exodus 20). Then in John 12:49 Jesus demonstrated this through obedience.
3. What if my parents ask me to do something wrong? Watch for rebellion in the answers to these questions. Rebellion is likely worse than any sin a parent would ask a child to do. We should check the Bible to make sure it is clearly wrong. We must test our hearts to make sure we are not being rebellious. But if they are actually wrong, we should appeal to our parents to do the right thing for their own benefit. If they persist in asking us to do wrong then we must obey God first. This is what the apostles did in Acts 5:25-29.



ANSWERS TO STUDENT PAGES (LESSON 4)

LUCAS'S EXPERIMENT (LESSON 4)

Jellyfish

Put 1.5 liters of water in a clear 2-liter pop bottle. Color the water blue with food dye for effect. Make a toy jellyfish by cutting a clear plastic grocery bag into a 6-inch square. Use string or a rubber band to tie off a head of the jellyfish made from bunching some of the plastic square. Cut the rest of the plastic square into strips to resemble the strings that hang from the jellyfish. Push the jellyfish into the bottle and secure the lid. Move the bottle around to make the toy jellyfish simulate swimming.

--[CASE 5]--



CLUES! (LESSON 5)

1

CLUE #1 TITLE (LESSON 5)

The case of the foreigner in the fields.

2

CLUE #2 DRAMA (LESSON 5)

Case Worker: Hello, I am looking for your neighbor. Is she around?

Neighbor: I have not seen her for a week.

Case Worker: Ok, thank you. If you see her could you tell her that she needs to contact me if she would like to receive any benefits?

Neighbor: Now that I think about it, I am not sure she will be needing your services.

Case Worker: Why is that?

Neighbor: Well, When I saw her last she had on her best outfit, and she had her two daughters in law with her. This is the weird part, she walked out of town crying and saying goodbye.

Case worker: Was that normal?

Neighbor: No. As a matter of fact, she didn't bother to close the door to her house.

Case worker: That is strange. I saw that her door was still open. I thought that she may have just stepped out for a moment. Any idea where she went?

Neighbor: I think she may have gone back to Israel.

Case Worker: Well, she had better not try to claim any social services from Moab if she is going to be living more than 50% of her time in Israel.

Neighbor: Did she even apply for benefits?

Case Worker: Well, no, I had been assigned to come do a welfare check, because there was a report that she had started calling herself "Bitter".

Neighbor: Well honestly, I have not seen her or one of her daughters in law in a week.

Case Worker: How about the other one? Perhaps she could help me.

Neighbor: Orpah I think her name was, I think she went back to her parent's house.

Case Worker: Can you point me in the right direction?

Neighbor: Sure, go down two blocks, turn right, and then follow the path to the house in back.

Case Worker: You said her name was Orpah, right? Thank you for your time.



3**CLUE #3 OBJECT (LESSON 5)**

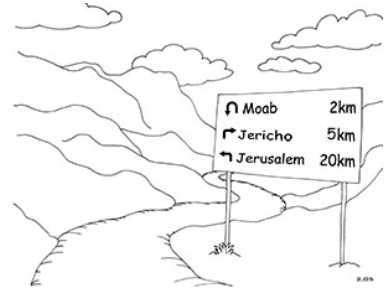
Bring to class: Shoes, walking stick, or empty wrappers.

4**CLUE #4 ARCHAEOLOGY (LESSON 5)**

This is the road from North Moab on the way to Israel and Bethlehem. This is possibly where Orpah turned back and Ruth continued.

**5****CLUE #5 BIBLE SCENE (LESSON 5)**

Secret: A road through rocky terrain. A road sign that might be found on the road from Moab to Jerusalem.

**CASE SOLVED****CASE SOLVED****CASE SOLVED! (LESSON 5)****BIBLE STORY (LESSON 5)****Ruth and Naomi****From the Bible: Ruth 1-3**

Naomi and her husband Elimelech and their two sons moved to Moab from Bethlehem to try to escape the famine. After a while Elimelech died and left Naomi with her two sons. Both sons got married to Moabite women, and after ten years both sons died. This left Naomi alone with her two daughters in law, Ruth and Orpah. Naomi heard that God was blessing Bethlehem with good crops so she decided to move back to her homeland. The three ladies packed up all their belongings and started the travel. As they reached the edge of Moab, Naomi stopped. She told both Ruth and Orpah to go home to their families because they could take much better care of them than she could. She knew she was just an old widow. She did not have any more sons for them to marry and their future was uncertain with her. Both girls cried and said that they would stay with Naomi. She finally convinced Orpah to go back, but Ruth said that she was staying with Naomi. She said that where Naomi went, she would go, Naomi's people would be her people, and Naomi's God would be her God, and where Naomi was buried she would be buried there too. She was so determined to stay with Naomi that she said that God should deal with her ever so severely if anything but death separated them. Ruth stayed with her mother-in-law, and God blessed her life, giving her a great husband, supplying all her needs, and including her in the genealogy of Jesus.



APPLICATION (LESSON 5)

God can make something good out of my bad situation.

MEMORY VERSE (LESSON 5)

"And we know that in all things God works for the good of those who love him, who have been called according to his purpose." Romans 8:28

ASSIGNMENT (LESSON 5)

Determine to deepen your friendship with someone you know. To stick by their side through difficult circumstances requires you to help them. For example, you can help them study for a test, finish a chore quickly or practice a sport (catching baseballs, soccer ball foot work, basketballs that hit the net more often, etc.) Like Ruth, even when they say, "No, I can do it alone," stick by their side and be a great friend and help them.

GOD'S DNA (LESSON 5)

God allots people to choose where they go and who they follow.



FUN TIME! (LESSON 5)

GAME (LESSON 5)

What will you bring? (memory game)

Students form a circle. The first says, "I'm going with Ruth and I'm bringing" The next student says, "(Student's name like Samuel) is going with Ruth and bringing ... (list what he said) and I'm bringing" The third student continues the series, "Samuel is going with Ruth and bringing, Maria is going with Ruth and bringing, and I'm bringing" The game continues until someone can't remember the list and must "go back to Moab" and they move to the end of the circle to try again later.

DISCUSSION (LESSON 5)

(For older students)

1. What happens when you run away from problems? In what ways have you seen people try to run away from problems? What happened to them?
When Elimelek and Naomi moved to Moab, they escaped some problems but ran into other problems. At the border of Moab, Naomi invited Ruth and Orpah to leave her and her problems and go home. The blessing in this story was to the people that faced their problems and were faithful. Often when people run away from their problems they get into bigger problems.
2. What is God's plan for male/female relationships?
God's plan is for us to wait and be faithful to God until He gives us our husband/wife. Then we should remain faithful to them for our whole lives. God first loved us with a pure and unconditional love (Psalms 36:5-9). Then we love him back devoting ourselves to Him. 1 John 4:19, Ephesians 5:1-2. When we marry, we submit to and love our spouse following the example of Christ loving the Church. Ephesians 5:21-33
3. In what way does my faith make a difference to my friends?
In the following stories, there is enough evidence that God will honor friends and family's faith. In Matthew 9:2 (Repeated in Mark 2:5; Luke 5:20) some friends brought Jesus a paralytic. When Jesus



saw their faith, He forgave the paralytic and he was healed. Ruth placed her faith in Naomi's God Ruth 1:16. At the same time though even one of the disciples was lost, Judas was not saved due to Jesus' faith or perfection. It is left to us to be God's representative in our group of friends. Take every opportunity to bring your friends to God and God to your friends.

ANSWERS TO STUDENT PAGES (LESSON 5)

LUCAS'S EXPERIMENT (LESSON 5)

Distorted vision

Fill a jar with water. Put a drinking straw into the water at an angle. From the top, the straw will look like it is bending. This is because light travels at a different speed in water than in the air and the light is bent differently. It illustrates how something can look different in different circumstances.

--[CASE 6]--



CLUES! (LESSON 6)

1

CLUE #1 TITLE (LESSON 6)

The case of the famous cousin.

2

CLUE #2 DRAMA (LESSON 6)

Crowd guy #1: Oh, there is a crowd of people, that must be him in the water.

Crowd guy #2: His voice can be heard way back here. I think we will just stay back here and listen.

Crowd guy #1: Isaiah, that is a good passage. I wonder if he knows that most of these people were at churches last Sunday listening to a sermon out of Isaiah.

Crowd guy #2: He is a good preacher. He has a good sense of burden.

Crowd guy #1: You know, he could probably get a bigger crowd and more response if he dressed more like me. He will never make it into the major churches to preach if he dresses like that.

Crowd guy #2: Yea, you are right! Look at his clothes, all rough and scratchy. And his hair, he could use a little hair product and a good trim.

Crowd guy #1: Maybe after he is done with this altar call I could give him some pointers. I could teach him a little something about communicating to a crowd like this.

Crowd guy #2: [Looking around at the people] Well, he has a good crowd here.

Crowd guy #1: That guy over there, I haven't seen him in services in months. It is a good thing too, after what he did, he should be ashamed to darken the door of any church

Crowd guy #2: [Starts walking over to one side] I know her, what is she doing here? She is such a flirt. She needs to listen to this guy.

Crowd guy #1: Oh, there are some of my guys from my church group. I wonder if they are here to evaluate this man too. Oh, they saw me, wait, why are they moving up closer?

Crowd guy #2: They are going forward to respond! Hey, wait! We can help you with that, you don't have to go to this inferior man. Oops, we have been spotted. I will just look at these reeds swaying in the wind and pretend like I am not here.

Crowd guy #1: Oh, no, he is coming over here. I was going to wait until he was done to talk to him about teaching him, but I suppose now is as good a time as any.

[Waits for a time to speak]

Crowd guy #2: [Suddenly furious] Brood of vipers! How dare he call us a brood of vipers? That man has no right. I am not here to repent. I don't need to repent. Why would I flee from the coming wrath? The day of the Lord is for sinners. Can't he see by how I am dressed that I am a righteous man? I am a son of Abraham; he cannot speak to me like that! Who does he think he is?



3**CLUE #3 OBJECT (LESSON 6)**

Bring to class: Honey

4**CLUE #4 ARCHAEOLOGY (LESSON 6)**

This is the Jordan River near where John the Baptist baptized Jesus.

**5****CLUE #5 BIBLE SCENE (LESSON 6)**

Secret: Locusts and a honey comb with wild honey.

**CASE SOLVED****CASE SOLVED****CASE SOLVED! (LESSON 6)****BIBLE STORY (LESSON 6)****John the Baptist**

From the Bible: Matthew 3:1-6 Mark 1:1-8

John the Baptist was preaching in the Desert of Judea teaching about repentance from sins. He lived in the desert and ate locusts and wild honey. His clothes were made of camel's hair and he wore a wide leather belt. He looked and sounded much different than all the other people, and he had a very different message. For a long time, the people had been living by laws. There were so many laws that they just could not do all of them. John the Baptist was telling people to repent from their sins. He told them that there was someone coming that was much more powerful than he was. He could baptize them in water, but the one that was coming would baptize them in the Holy Spirit. He was talking about Jesus. This made such an impact that the people from the whole countryside of Judea and Jerusalem went out to hear him speak and get baptized.

**APPLICATION (LESSON 6)**

God asks me to be different than everyone else.

MEMORY VERSE (LESSON 6)

"Do not conform any longer to the pattern of this world, but be transformed by the renewing of your mind." Romans 12:2

ASSIGNMENT (LESSON 6)

God may ask you to be different than others your age. Perhaps you are not allowed to watch the same movies as other friends or watch TV shows or listen to the same music, or wear the same clothing. Your assignment is to stop grumbling and thank your parents for asking you to be different. Perhaps you know someone whose parents ask them to be different, show them respect for following their parents and stand up for them when others mock them for their differences.

GOD'S DNA (LESSON 6)

God wants people to see their need and repent before He reveals Jesus as His Son.



FUN TIME! (LESSON 6)

GAME (LESSON 6)

Keep Away

Have the kids stand in a circle. Select one, or a small group of kids, to be in the middle of the circle. The kids on the outside throw a ball to other kids in the circle trying to keep the kid(s) in the middle from intercepting the ball. If a child in the middle of the circle does get the ball, they trade places with whoever threw the ball.

DISCUSSION (LESSON 6)

(For older students)

1. Am I really a sinner? Which of my normal everyday activities might be considered sins? There are three categories of sins. First, there are some sins that I recognize immediately and avoid (Murder, cussing bad words). Then, the ones I see as sins and do them anyway, either I justify them, ignore them, or hide them (lying, cheating). Then there are sins that I do that I don't recognize as sins (How much activity is too much activity for a Sabbath? Is disagreeing with parents not honoring them?). Talk about examples of each kind of sin. All have sinned. (Luke 1:5-6, 18-20; Romans 3:10-13, 23; Romans 5:6-11; Romans 6:1-4; Hebrews 4:14-16)
2. Is something really sin if you don't know it is?
If you were to really admit it, you would know. Many of us have friends who are not Christians, and don't believe in God. Yet those people also know what they are supposed to do because God wrote His law on their hearts. (Romans 2:15) In addition, when we put our faith in Christ for our salvation we also become subject to a renewed conscience that is guided by the Holy Spirit. Genesis 3:1-19; Proverbs 24:12; John 15:22-24; John 16:5-15; James 4:17
3. Some say that being the best is what matters, what do you think?



John the Baptist was the best for a time, but when it was time, he became less as Jesus Christ became greater. (John 3:33) This transition was hard for John's disciples. Talk about how difficult it is to go through transitions. One way of handling transitions is to focus on who God wants you to be instead of focusing on position or status. When we are faithful to be who God has asked us to be He will make sure you have the status necessary for His plan. Be faithful. (I Samuel 16:1-13; Philippians 3:12-14; I Timothy 4:6-12; Hebrews 11)

ANSWERS TO STUDENT PAGES (LESSON 6)

LUCAS'S EXPERIMENT (LESSON 6)

Elephant toothpaste

Use a clean 2-liter bottle and put a cup of hydrogen peroxide in it. Add some coloring to add interest. Pour in some dishwashing liquid. Add yeast mixed in hot water to the mixture and shake it some to stir it. A reaction starts and will overflow the bottle making enough elephant toothpaste for a day or two.

--[CASE 7]--



CLUES! (LESSON 7)

1

CLUE #1 TITLE (LESSON 7)

The case of the confused traveller.

2

CLUE #2 DRAMA (LESSON 7)

Ethiopian: Excuse me, officer, have you seen a man about this tall, dripping wet?

Officer: He was with you just a minute ago right?

Ethiopian: Yes, that is correct. He was helping me read this Isaiah scroll, and I wanted some more help.

Officer: Well, when did you last see him?

Ethiopian: We were over there in the water, and he baptized me. When I came up out of the water, he was gone.

Officer: Well, you seem like an educated man.

Ethiopian: Yes, I am the chief Finance Officer for her majesty, the Queen of Ethiopia.

Officer: Well sir, were there any other wet footprints coming up out of the water?

Ethiopian: No, there were not.

Officer: Did you check the bank up and down this water?

Ethiopian: Just a little. I did not look far because I was only under the water for a few seconds. How far could he have gone?

Officer: I understand that you are confused about where he went, but I am curious why you are smiling.

Ethiopian: Because, when I came up out of the water, even though the man was gone, I felt a new freedom that I had never felt before.

Officer: Explain it to me.

Ethiopian: Well, we were reading from Isaiah, and he showed me how Jesus the Christ had fulfilled the prophecies and become the perfect sacrifice for me, so that I do not have to be a slave to my sins anymore. So, I repented of my sins, by turning away from them, and the man baptized me in this water to demonstrate my repentance. Now I feel like I have been washed from the inside out. I am a new man, with a new life. I no longer have to carry the burden of my sins.

Officer: What scroll was that?

Ethiopian: Isaiah 53.

Officer: I want to read that too.

Ethiopian: Well, I better get going, thank you officer.

Officer: What about the man?

Ethiopian: I am sure he will turn up somewhere like Azotus. See you later!



3**CLUE #3 OBJECT (LESSON 7)**

Bring to class: Map, book or scroll

4**CLUE #4 ARCHAEOLOGY (LESSON 7)**

"The Baptism of the Eunuch" is a 1626 painting by the Dutch artist Rembrandt van Rijn, owned by the Museum Catharijneconvent in Utrecht since 1976. It shows Philip the Evangelist baptizing an Ethiopian eunuch, on the road from Jerusalem to Gaza.

**5****CLUE #5 BIBLE SCENE (LESSON 7)**

Secret: An empty chariot with a scroll for reading the scriptures beside water which could be used for baptism.

**CASE SOLVED****CASE SOLVED****CASE SOLVED! (LESSON 7)****BIBLE STORY (LESSON 7)****Philip and the Ethiopian**

From the Bible: Acts 8:26-40

An angel of the Lord told Philip to take a walk so he obeyed. As he was walking along he saw a man in a chariot. This man was the Ethiopian money handler for the Queen of Ethiopia. He had a very important position in the queen's court. He had just come from Jerusalem where he had been worshipping the Lord. He was taking a break from traveling and was in his chariot reading the Bible. As Philip got close to the chariot he heard the man reading from the book of Isaiah. Philip asked the man if he understood what he was reading. The Ethiopian said he did not. Philip was excited to have the opportunity to tell this man all about Jesus as they drove along in the chariot. The Ethiopian believed in Jesus after hearing all about him, so when they came to some water the Ethiopian said, "why shouldn't I be baptized?" Philip jumped out of the chariot, and baptized him. When they came up out of the water, God whisked Philip away. The



Ethiopian went on rejoicing in the Lord. Philip then appeared in another city where he continued to preach the gospel.

APPLICATION (LESSON 7)

I will look for opportunities to tell people about Jesus.

MEMORY VERSE (LESSON 7)

"We loved you so much that we were delighted to share with you not only the gospel of God but our lives as well" 1 Thessalonians 2:8a

ASSIGNMENT (LESSON 7)

Use a trigger to start conversations about Jesus with people around you. Some great triggers (starters) are playing Christian music so others can hear it, carrying a Bible, reading it in public places, and giving away tracts that share testimonies.

GOD'S DNA (LESSON 7)

God sends people to tell others about Jesus and explain God's ways to them.



FUN TIME! (LESSON 7)

GAME (LESSON 7)

Head Race and Relay

Form two teams of children paired by height. They will race to the finish line and back, while keeping a balloon held between their foreheads. If the ball falls, the pair must return to the starting point and try again.

DISCUSSION (LESSON 7)

(For older students)

1. How is the Bible different from other books?

The Bible is a message from God. Have you ever read the same story over and over again until you knew all the words by heart? I have learned many books like that. At some point, I feel I understand all the intent of the author. The Bible is a message from God that changes shape depending on how I am feeling and where I am. Every time I read a passage it says something new and fresh to me. It is a message from God, full of life and ready to help me. (Psalm 19:7-11; John 20:30-31; Romans 1:16-17)

2. Why should the Bible matter to me?

The Bible is a road map to your life. Whatever you are going through there is a story in the Bible of someone just like you, what they did and how God worked through the situation. The Bible also lets us know how things will work out if we don't know how something will end. One of the things I often think about is whether I would change what I was doing if I knew the future. The Bible gives us glimpses into the future because He still works with people in much the same way that He always has. Psalm 119:33-40, Psalm 119:65-68, Psalm 119:97-105

3. Why shouldn't I be baptized? When do you think it is appropriate to be baptized?



Many churches baptize in very different ways and at different times in someone's life. What does your church recommend for baptism? If you have not yet been baptized: In what ways are you ready to be baptized? In what ways are you not ready to be baptized? If you have been baptized: when you think back to your baptism is there anything you would change about it? Are you happy you were baptized when you were or do you wish you had waited longer or acted sooner?

ANSWERS TO STUDENT PAGES (LESSON 7)

LUCAS'S EXPERIMENT (LESSON 7)

Horseshoe nails

There is a story about a man who didn't want to pay fifty cents to get shoes put on his horse, but tried to save money. He agreed to pay 1 penny for one horseshoe nail and 2 for the second, 4 for the next one, doubling the amount each nail for 20 nails. Using cookies or candy pieces, try to determine how much the man would have had to pay for the twenty nails. The final answer is 524,288 pennies! That is \$5,242.88 dollars!

--[CASE 8]--



CLUES! (LESSON 8)

1

CLUE #1 TITLE (LESSON 8)

The case of the disobedient parent

2

CLUE #2 DRAMA (LESSON 8)

Lieutenant: There you are, I have been looking everywhere...

Commander: Sssshhhh, be silent.

Lieutenant: Sir?

Commander: Shush, listen. Do you hear that?

Lieutenant: What?

Commander: [Holds up finger] That right there. A baby crying. I have been looking for this baby boy for 3 months.

Lieutenant: You have been looking for a Baby boy? How do you know it is not a girl?

Commander: He sounds just like my little boy.

Lieutenant: Where do you think he is?

Commander: I have heard him before, but usually he is up the river by that clump of houses.

Lieutenant: Have you searched them?

Commander: Yes, but every time I get close, I cannot hear him anymore. It seems like they are hiding him really well.

Lieutenant: Well, I think we can catch him this time.

Commander: Let us get down close to the river, and see if we can hide in the reeds and catch him.

Lieutenant and Commander: [Sneak down close to the kids like they are the river]

Commander: Ok, I can hear him better now.

Lieutenant: Over there, near the clearing, where the reeds get thinner.

Commander: Ok, you go around that way and I will go around this way and we will catch this baby smuggler and throw the baby in the Nile like we have been ordered.

Lieutenant and Commander: [Sneak off in different directions]

Lieutenant: Um, sir, I think we had try some other day.

Commander: Don't be ridiculous we have him now.

Commander: [Jumps up] Ah ha, we have you now! Surrender the baby!

Commander: [Blushes, covers his eyes, Spins around] I am so sorry Your Highness. I did not know you were swimming here today. I was trying to track a Hebrew slave baby boy.



3**CLUE #3 OBJECT (LESSON 8)**


Bring to class: Basket

4**CLUE #4 ARCHAEOLOGY (LESSON 8)**

Here is a photo showing present day basket weaving, just like the basket woven for Moses.

**5****CLUE #5 BIBLE SCENE (LESSON 8)**

Secret: Bottles of a princess's perfumed shampoo along the banks of the Nile River surrounded by reeds.

**CASE SOLVED****CASE SOLVED****CASE SOLVED! (LESSON 8)****BIBLE STORY (LESSON 8)****Birth of Moses****From the Bible: Exodus 2:1-10**

Pharaoh was concerned about how fast the Israelite's numbers were growing. He knew that if enough of them got together and wanted to fight that his army would not win the battle. He decided he did not want any more Hebrew children to grow up. He ordered the midwives to not allow any of the newborn babies that were male to live. The midwives were unable to harm any babies. They knew God would be angry if they followed Pharaoh's commands. The midwives all lied to Pharaoh, saying that the women gave birth without their help. Pharaoh decided more drastic measures needed to be taken. He ordered that ALL baby boys be thrown into the Nile River at birth. Now about that time a woman gave birth and saw how perfect her baby was. She loved him so much she could not throw him in the river. She hid him for three months. One day she saw that she could not hide him anymore. She put her baby in a basket she had made and floated her baby down the river. Pharaoh's daughter saw the basket and had it pulled out. When she opened it, she saw a crying Hebrew



baby. All this time the baby's sister had been following the basket. She asked Pharaoh's daughter if she wanted her to find someone to nurse the baby. Pharaoh's daughter said yes and the sister went and got the baby's mother. The mother got to be with her baby until he was a toddler when she gave him over to Pharaoh's daughter as her own son. Pharaoh's daughter named the baby Moses.

APPLICATION (LESSON 8)

God has a plan for me.

MEMORY VERSE (LESSON 8)

"For I know the plans I have for you," declares the LORD, "plans to prosper you and not to harm you, plans to give you hope and a future." Jeremiah 29:11

ASSIGNMENT (LESSON 8)

Ask your family members what they think your future destiny might be. Take these suggestions to God in prayer and ask Him if He agrees or has bigger plans for you.

GOD'S DNA (LESSON 8)

God will send a deliverer when He is ready.



FUN TIME! (LESSON 8)

GAME (LESSON 8)

Pass the basket

Students sit in a circle. The goal is not to hold the basket, but to pass it quickly around the circle. A volunteer starts with the basket and the teacher starts by saying, "The subject is _____. Pass the basket." The student passes it to his right and as it continues to be passed around the circle the student must name 5 things in the assigned category. If he can't name 5 before the object reaches him, he is still "it". If he names 5 words successfully, whoever is holding the object at that instant becomes the new "it" for the next round. (If too difficult, students could list 3 items rather than 5.) Some suggested topics: Story of Noah, Story of Jesus birth, review past lessons, restaurants, sports teams, vegetables, TV shows, candy, plants, animals living in water, cities nearby, etc.

DISCUSSION (LESSON 8)

(For older students)

1. What takes God so long? What is the difference between being patient in prayer and nagging at God?

Nagging is trying to manipulate Him. Being patient in prayer does not have a manipulation in it. Sometimes we have had an answer to prayer that has already begun but we have not seen it yet. We must learn to be patient in prayer. (Psalms 40:1-3, Psalms 69:1-13; Proverbs 1:28-31; Daniel 10:10-13)

2. Why should I even trust God? Can we trust that God will do what we want?

God can be trusted to do the things He said He would do. Have you seen someone confuse what God said He would do with something they hoped God would do? I can depend on God to do all that He said in His Word. (1 Kings 18:1-40)

3. What if someone hates me?



Sometimes we can be bold and appose those who hate us, and sometimes we must turn the other cheek and show love to them. Talk with your students about the difference between the two. When Jesus had people that hated Him, he called them a brood of vipers. When John the Baptist had enemies he called them a Wait for it.... Brood of vipers. How was this loving their enemies? Is it possible to love someone that hates you? What does it look like to love your enemies? (Exodus 23:4-5; Psalm 18:37-40, 27:1-5; Proverbs 24:17-18, 25:21; Matthew 5:43-47)

ANSWERS TO STUDENT PAGES (LESSON 8)

LUCAS'S EXPERIMENT (LESSON 8)

Balloon string rocket

Make a 1-inch piece of drinking straw. Insert a two-meter string through the straw piece and hold the ends of the string tight. Inflate a balloon but do not tie the end. Connect the straw piece to the balloon with a piece of tape. Let the balloon go and the air coming out will propel the balloon along the string.

--[CASE 9]--



CLUES! (LESSON 9)

1

CLUE #1 TITLE (LESSON 9)

The case of the mob that didn't stampede.

2

CLUE #2 DRAMA (LESSON 9)

Police: Hello sir, may I ask why you have called me over here?

Walker: Hello, yes, thank you for coming over officer. I was walking along the beach and I ran into a suspicious package.

Police: Thank you for bringing it to my attention. We take suspicious packages very seriously here.

Walker: If you follow the shore down that way for about a kilometer you can't miss them.

Police: Them?

Walker: Yeah 12 baskets full of bread, but that's it, no boats, no people.

Police: That seems very strange. Could you describe them to me?

Walker: Yes, they have a nice crunchy outside and inside they are soft and white: perfectly delicious. I can only imagine what they would have tasted like when they were still fresh out of the oven...

Police: I meant the baskets. Could you describe the baskets?

Walker: They are just regular old baskets.

Police: How many did you say there were?

Walker: Um, twelve, sir.

Police: And how many breads did you take?

Walker: Two, well four, but I already ate two.

Police: I am going to have to take those other two as evidence.

Walker: Are you sure? There are 12 baskets of evidence just down that way.

Police: All right just give me one then, for on the way.

Walker: I thought you wanted them for evidence.

Police: Yes, of course, official police business, thank you for the report, and have a great day (walks toward the baskets happily eating bread.)



3**CLUE #3 OBJECT (LESSON 9)**

Bring to class: Bread or naan

4**CLUE #4 ARCHAEOLOGY (LESSON 9)**

This is what the other side of the sea of Galilee looks like today. The lake in the back ground is where Jesus traveled on a boat to get “to the other side”. This is possibly where the crowds met him, tired, and hungry and sat down to be fed.

**5****CLUE #5 BIBLE SCENE (LESSON 9)**

Secret: Discarded fish bones in the grass after a big picnic lunch.

**CASE SOLVED****CASE SOLVED****CASE SOLVED! (LESSON 9)****BIBLE STORY (LESSON 9)****Jesus feeds 5000****From the Bible: Mark 6:30-44 Matthew 14:13-21**

Jesus and his disciples had a long day ministering to people and near the end of the day Jesus could see that his friends were hungry and tired. He told them to join him on a boat and they would travel to a quiet place so they could rest and eat. When the people saw that he was traveling by boat they followed on foot around the lake. When Jesus stepped out of the boat, he saw a huge crowd waiting for him. Even though he was hungry and tired He had compassion on them and started healing the sick people. The disciples knew that the people wanted to hear Jesus speak but it was getting late. They talked to Jesus and told him it might be a good idea if the people went to nearby towns to buy some food to eat. Jesus told the disciples to just give the people some food. The disciples said that it would take 8 months wages to feed all those people. Jesus told them to find some food, but all the disciples could find were five loaves of bread and two fish. Jesus asked for the food and directed the crowd of people to sit on the grass in groups. Then He gave thanks, and broke the bread into baskets and divided the fish up. That day everyone had enough to eat even though there were 5,000 men and their families. When everyone was done eating the disciples went around and collected twelve baskets of leftover food.

**APPLICATION (LESSON 9)**

I will be thankful for what God has provided.

MEMORY VERSE (LESSON 9)

"Give thanks to the LORD, call on his name; make known among the nations what he has done." 1 Chronicles 16:8

ASSIGNMENT (LESSON 9)

Bow your head before you eat (even at school or in a restaurant) and tell God, "thanks for providing this for me."

GOD'S DNA (LESSON 9)

God provides all the needs of people and cares about the smallest detail.



FUN TIME! (LESSON 9)

GAME (LESSON 9)

Stick the bread and fish into the basket

In advance, the teacher should prepare a large paper picture of a basket to tape on the classroom wall and enough little pictures of fish and bread loaves so each child may have one, and two blindfolds. The students are broken into two teams, one to stick fish and the other bread. Prepare the small pictures with a piece of tape so it will stick to the basket picture when the student places it. The teams line up and take turns, with the first student wearing a blindfold and walking to the wall to place their item into the basket. The winning team is the one with the most items inside the basket area.

DISCUSSION (LESSON 9)

(For older students)

1. Why isn't there enough to go around? There are other people who have more than I do. But there are also people who have less than I do. How could we put an end to jealousy and envy?

We will always have the opportunity to share, and we should share what we have with others. (2 Samuel 12:1-9; Acts 4:32-37; 2 Corinthians 8:10-15; 2 Corinthians 9:7-11; 2 Thessalonians 3:6-12)

2. What difference can I make now, even though I'm not grown up yet?

How many ways can you think of that your parents serve you on a daily basis? Does it make a difference when they serve you? Part of growing up is learning that you can make a difference in the world by serving other people especially when there is no need for it. Mark 10:42-45; Luke 10:38-42; Romans 12:1-3; 1 Corinthians 12:5-11

3. What is a miracle? What are some miracles that you have heard of happening to other people? Have you ever seen a miracle in your own life?

A miracle is a supernatural interference in our natural world. Most times, we do not expect miracles, but many times God surprises us with them. They can range from a healing of a physical illness to avoiding a car accident, from true repentance when my heart was very cold to being able to show love to an enemy.



ANSWERS TO STUDENT PAGES (LESSON 9)

LUCAS'S EXPERIMENT (LESSON 9)

Mucous

Pour boiling water into a clear container and add two packets of gelatin. Stir to mix the gelatin with the water. Pour pancake syrup into the hot water and it makes artificial mucous. Real mucous is made of proteins and sugars, and in our experiment, the gelatin supplies proteins and the syrup supplies sugar. Enjoy.

--[CASE 10]--



CLUES! (LESSON 10)

1

CLUE #1 TITLE (LESSON 10)

The case of the disobedient servants of the King

2

CLUE #2 DRAMA (LESSON 10)

Operator: Babylon Furnace Company, how may I direct your call?

Manager: Hello, yes, can you please transfer me to furnace service?

Operator: It looks like they have stepped out for a minute, may I take a message?

Manager: Yes, thank you. I have a furnace that I need to have checked out.

Operator: Is this the new one, out on the plain of Dura?

Manager: Yes, that is the one.

Operator: Ok, that one was just installed. It is not due for maintenance for 20 months. Is there something wrong with it?

Manager: I am not sure really.

Operator: Have you had a chance to heat it up?

Manager: Yeah, we fired it up yesterday, but some strange things happened.

Operator: Well with a new furnace like that there is bound to be a burn-in period where the furnace will smoke a little and it may have a strange smell.

Manager: Yeah, actually, that was all OK. Nobody noticed a strange smell or any smoke, but we did have a couple of operators that got burned when we opened it up to throw... things inside it.

Operator: That furnace entrance is rated to be safe up to three times hotter than the normal operating temperature. How hot did you have it?

Manager: Actually, we ran it up to seven times hotter than normal.

Operator: Gasp, goodness gracious. I know in theory that the furnace is able to do that. I am not sure it would be safe for the operators, and anything inside would be completely destroyed.

Manager: That is what we expected too. But, what was inside was not harmed, and the operators died.

Operator: Well, I will give them the message as soon as they get back.

Manager: Thank you, I appreciate that.

Operator: Thanks for calling Babylon Furnace Company and have a great day!



3**CLUE #3 OBJECT (LESSON 10)**

Bring to class: matches, smoked clothing

4**CLUE #4 ARCHAEOLOGY (LESSON 10)**

This picture was taken recently inside a steel mill in Brazil. Men who work near furnaces must wear protective, fire-proof clothing, boots, gloves, and helmets.



#10

5**CLUE #5 BIBLE SCENE (LESSON 10)**

Secret: Musical instruments harp, lute, flute, and zither are on a stage.

**CASE SOLVED****CASE SOLVED****CASE SOLVED! (LESSON 10)****BIBLE STORY (LESSON 10)****Shadrach, Meshach and Abednego****From the Bible: Daniel 3**

King Nebuchadnezzar built a huge golden statue, and he demanded that everyone worship it. He called all his officials to dedicate the statue, and said that when they heard the music playing, they were to drop to their knees and start worshipping this statue. If they refused they would be thrown into a fiery furnace. When King Nebuchadnezzar found out that there were three men who were Jewish in his employment that refused to bow to the statue, he was furious. He ordered that Shadrach, Meshach and Abednego come before him and he demanded to know if it was true. They agreed that it was true and that they would not bow. They did not worry about defending themselves because they trusted the one true God to save them. If God didn't save them, they told the king that they still would not bow to the statue just to save their lives from the threat of the furnace. The King was so furious that he had the fire built up to seven times hotter than it normally was. He ordered the strongest men to tie up Shadrach, Meshach and Abednego and throw them in the fiery furnace. The fire was so hot that the men who threw them in were burned up. Then the King was astonished to see four men walking around inside the furnace. One looked like the son of God! The King called them men of the "Most High God" and commanded them to come out of the



furnace. When they came out of the furnace the fire had not burned their clothes, their skin, or even singed a hair on their heads.

APPLICATION (LESSON 10)

When I am pressured to do something wrong, I will not give in.

MEMORY VERSE (LESSON 10)

"My son, if sinners entice you, do not give in to them." Proverbs 1:10

ASSIGNMENT (LESSON 10)

Do not be pressured to cheat or look at the answer when it's available and you are taking a test. When a friend wants you to help them with answers, say "no." When you are in a store and nobody is looking, do not steal something.

GOD'S DNA (LESSON 10)

God will be with those who stay faithful to Him even when threatened with pain.



FUN TIME! (LESSON 10)

GAME (LESSON 10)

Hold the word

The teacher gives each team a pencil, a straw, and small papers to write the memory verse they have chosen, or key words from the lesson or word find (one word per paper.) Set a goal line. Teams race to the goal and back, holding the paper by sucking it to the end of the straw, no hands permitted. Team members pass the paper to the next person without using hands. Next person must take the paper by sucking on it with his straw and race to the finish line and back to pass the paper to the next person.

DISCUSSION (LESSON 10)

(For older students)

1. What if being a Christian makes me unpopular? How do I balance my desire to be liked with my desire to follow God?

It is very possible to be a strong Christian and be popular, because accepting my faith, loving others, and doing what is best for them is not a recipe to being popular, but it is a great way to make real friends. God will always want us to choose HIM over popularity. (Proverbs 29:25; Matthew 10:32-33; Hebrews 12:14-15; I Peter 4:12-14)

2. What if it doesn't feel wrong? Can I trust my feelings?

No, you cannot trust feelings. Learning how to discern God's voice takes practice. We need to figure out how similar our feelings are to what God has asked us to do. We can't tell the difference between our right feelings and our wrong feelings. (Proverbs 1:1-7; Proverbs 3:21-26; Romans 14:20-23; Galatians 5:16-17)

3. What if I am the only one saying no?

I must choose to continue to do the right thing. This feels like it gets really tricky when I cannot see anything bad that will happen if I do what everyone else is doing, or if the consequences are a long time away. One part of wisdom is doing the right thing even when you cannot see the consequences for



doing the wrong thing. Psalm 25:1-5 shows us how David reacted in the same situation and calls out for God to let him see how it will turn out.

ANSWERS TO STUDENT PAGES (LESSON 10)

LUCAS'S EXPERIMENT (LESSON 10)

Milk box car

Cut two pieces of drinking straws about half an inch longer than the width of a cardboard milk container. Cut two axles for your car from round candy sticks, like those used for lollipops, making them half an inch longer than the straw pieces. Put the axles through the straws and connect four wheels made from medicine or film bottles to your axles. Tape the straws to the side of a milk box, making a milk box car.

--[CASE 1 1]--



CLUES! (LESSON 1 1)

1

CLUE #1 TITLE (LESSON 1 1)

The case of the jail breakout

2

CLUE #2 DRAMA (LESSON 1 1)

Jailer: Thank you for coming on such short notice. I have got to get these cells back in working order.

Avonil: No problem. Can you show me the parts that were damaged in the earthquake?

Jailer: Yes, it is over here. These Cells all need to be checked, especially the door locks.

Avonil: Ok, let's have a look.

Jailer: See this, and this. [Pointing]

Avonil: Ok, sure. This seems simple enough.

Jailer: I was sure lucky with this one.

Avonil: Boy, I'll say. It looks like every cell was compromised with this earthquake.

Jailer: That is true. Every door in the place opened.

Avonil: You, sir, are one lucky man.

Jailer: Yeah, this could have been my worst day ever, and instead, it became my best day ever.

Avonil: Well, can you just make sure the, um, residents don't come near me while I fix the latches and hinges?

Jailer: They won't. They are having good days too.

Avonil: They sure seem to be sleeping well.

Jailer: Yeah, it was a long night, what with the singing, the earthquake, and all.

Avonil: Singing?

Jailer: It was also the most unusual night I have ever had.

Avonil: Ok, I will get to work.

Jailer: I will be taking a nap over here.



3

CLUE #3 OBJECT (LESSON 1 1)

Bring to class: Christian music or church songbook

4

CLUE #4 ARCHAEOLOGY (LESSON 11)

This is the prison where Paul was kept in Philippi, Greece. It's being preserved today and used as a tourist destination.



5

CLUE #5 BIBLE

SCENE (LESSON 11)

Secret: Open door to a jail cell with cracks and fallen debris from a recent earthquake.

CASE SOLVED

CASE SOLVED

CASE SOLVED! (LESSON 11)

BIBLE STORY (LESSON 11)

Paul and Silas

From the Bible: Acts 16

Paul and Silas were then stripped and beaten and thrown in jail. They were accused of disrupting the city. The jailer fastened their feet and hands in chains and locked the door tight. Paul and Silas spent the night praying and singing songs to Jesus. Suddenly, there was an earthquake and the chains fell off Paul and Silas and the door opened. When the jailer woke up seeing the open jail doors and became scared that Paul and Silas had escaped. If they were gone, he would be put to death. He pulled out his sword to kill himself. But Paul and Silas were still there and they told him not to harm himself. The jailer was so amazed that Paul and Silas had stayed that he fell to their knees and asked how he could be saved. Paul and Silas told him "Believe in the Lord Jesus, and you will be saved – You and your household." (Translation note: use Acts 16:31 here) In the middle of the night everyone in the whole family put their faith in Jesus and were baptized in water.



APPLICATION (LESSON 11)

When I am accused of something I did not do God has a special blessing for me.

MEMORY VERSE (LESSON 11)

"Blessed are you when people insult you, persecute you and falsely say all kinds of evil against you because of me." Matthew 5:11

ASSIGNMENT (LESSON 11)

Be open and speak of your salvation, that you are truly a Christian. If people insult you, and make fun of you, do not retaliate. Be silent and ask God to show you in what ways you are blessed.

GOD'S DNA (LESSON 11)

God can give His followers joy while life is unfair and deliver them out of impossible situations.



FUN TIME! (LESSON 11)

GAME (LESSON 11)

Four Corners

Number the corners of the classroom from 1 to 4. Prepare a bag with folded slips of paper with the numbers 1-4 on them. Select one volunteer to be "It." That person closes his eyes (and counts to 10, out loud, if the class needs momentum) while the rest of the students go to one of the four corners in the classroom, changing from where they were last. When all students are settled in a corner, "It" draws out a number. All the kids who chose the corner with that number are out of the game and must sit down. Repeat the process. When the game gets down to four people or fewer, each must choose a different corner. If It draws out a corner number where nobody is standing, "It" must choose again. The game continues until only one student is left. That student becomes the next It.

DISCUSSION (LESSON 11)

(For older students)

1. What is the right or wrong way to pray? What is the right length of time to pray? How do we find the balance in prayer between not being hypocrites and praying correctly?

The right way is to be honest and transparent before God when we talk to Him. The wrong way is to pray like the hypocrites did, with long and loud prayers in front of everyone to see us. Jesus said we should not use many words like hypocrites sometimes do, but then later He asked his disciples if they could not pray for even one hour. (Matthew 6:5-13)



2. What are the different ways that I may feel far from God? What can I do when I feel that way?

Sometimes God has us walk thru a valley where we go thru a season of feeling far from God. During those times, we are expected to maintain our faith and trust in God, despite our feelings. Other times, we may feel far from God because we are in sin. In that case, we need repentance and change. If we are distracted, it takes attention, or if we are just being wrong, it takes faith. We can have faith, no matter what our feelings are. (Psalm 9:10, 42:6-11, 89:19-26; Matthew 27:45-50; Acts 13:2)

3. What if I get hurt, how will I make it through?

God is a refuge. Have you seen it where something really bad will happen to a brother or sister in the church and you wonder how they could make it through? It can be so hard to watch, but how hard is it to live? Often it is both harder and easier to live. Harder because it is personal and it hurts so bad. At the same time, it can be easier than it looks because God is a refuge, a safe place to land, and a soft shoulder to cry on. Which is better? To have an easy life where you never need to be comforted or a difficult life but you have sweet fellowship during the difficulties? I have heard people say that they

would never wish for someone to go through what they did, but if they had it to do over again they would not change anything because something great came from it. (Job 1:12-22; Psalm 23:1-4, 31:14-22; Jeremiah 29:11)

ANSWERS TO STUDENT PAGES (LESSON 11)

LUCAS'S EXPERIMENT (LESSON 11)

Folding paper

Try folding a sheet of paper in half twenty times. It is impossible to do because it would make a stack of paper over a million pieces thick. But try and see how far you can get.

--[CASE 12]--



CLUES! (LESSON 12)

1

CLUE #1 TITLE (LESSON 12)

The case of the decision to waste cash

2

CLUE #2 DRAMA (LESSON 12)

Simon: All right guys we have 3 hours to get this place in order for our guest.

Servant: Sir, there is no way we can be ready in that amount of time. We have to wash the outside of all of our dishes and re-wash the floors and the walls. We will have to beat the dust out of all the rugs, and the pillows, and clean the chairs. It gets so dusty in the afternoon.

Simon: Well, we have to look perfect. I do not want to beg the pardon of this man for the state of my house.

Servant: Well, I absolutely have to get these other things done. There simply is no other way.

Simon: Ok, well, you and your team had better get going.

Servant: We will be understaffed for dinner also. We can get dinner done and served, but we will not be able to do the luxuries of a proper full greeting or washing his feet.

Simon: Well, I am sure he will understand.

Servant: Is he a traveler? It is customary to wash his feet.

Simon: Just drop it, will you? We don't have time to look good and provide that kind of luxury.

Servant: Just one more thing sir, I have heard that he is famous. It will be such an honor to have him in your house, sir.

Simon: Yeah, well, I am not so impressed. I am not really sure he knows what an honor this is for him to be invited to my house. We don't host many guests that look as common as he does.

Servant: Actually sir, I meant it will be an honor for us to have him here.

Simon: Speak for yourself; I only invited him because it was expected of me. I am not sure he has anything at all to offer me that I do not already have.

Servant: Yes sir, I had better get started on these preparations. Would you like me to set out a bowl and a towel just in case you want to wash his feet?

Simon: [Glares at servant]

Servant: Never mind. Sorry I mentioned it.



3**CLUE #3 OBJECT (LESSON 12)**

Bring to class: Perfume

#12

**4****CLUE #4 ARCHAEOLOGY (LESSON 12)**

This blue jar contains spikenard oil from Jerusalem, Israel, used for anointing. It can still be purchased today. The Spikenard plant is used to make the beautiful perfume oil that Mary used to anoint the feet of Jesus in Simon's house.

5**CLUE #5 BIBLE SCENE (LESSON 12)**

Secret: Chair near a table with spilled aromatic spikenard oil on the floor.

**CASE SOLVED****CASE SOLVED****CASE SOLVED! (LESSON 12)****BIBLE STORY (LESSON 12)****Jesus feet washed with Perfume****From the Bible: Luke 7:36-50**

Jesus was invited to dinner at the home of Simon. While He was there a woman came and stood behind him weeping, for she led a very sinful life and wanted to be forgiven. As she cried at Jesus feet she began to wash them with her tears, she wiped His feet clean with her hair and then dumped a bottle of expensive perfume all over Jesus' feet. Simon was confused and told Jesus so. But Jesus replied "who would be more thankful: someone who was forgiven a large debt or someone who was forgiven a small debt?" Simon knew right away that of course someone with a large debt would be more thankful. Jesus replied that Simon was correct. Jesus continued telling Simon this: "I came into your home and you did not give me water to wash my feet yet she washed them with



her tears. You did not kiss me but she has not stopped kissing my feet since I got here, you did not put oil on my head and she poured perfume on my feet. She has shown her great love, her sins are forgiven. For whoever has been forgiven little loves little.” Then Jesus looked at the woman and said “your sins are forgiven, your faith has saved you, go in peace”.

APPLICATION (LESSON 12)

When I confess my sins, Jesus will forgive me.

MEMORY VERSE (LESSON 12)

“If we confess our sins, he is faithful and just and will forgive us our sins and purify us from all unrighteousness.” 1 John 1:9

ASSIGNMENT (LESSON 12)

Play in the dirt, look at your hands, imagine what you see is the dirt of sin on you. Now wash your hands, and imagine that confessing to Jesus what you’ve done wrong today is like getting washed clean. Pray and tell him that you are sorry for what you’ve done that wouldn’t please Him, knowing only He can wash you on the inside like you washed your hands of the dirt.

GOD’S DNA (LESSON 12)

God has no limit to how much He will forgive.



FUN TIME! (LESSON 12)

GAME (LESSON 12)

Review of past lessons Game

Gather all old student books (any age group) that were not fully used. Divide the class into small teams. The goal is to be the fastest team to correctly complete all puzzles. Since this is a team activity, helping teammates is encouraged. The first team to finish is the winner. (Teachers could make a few photocopies of puzzles from different age groups if they have discarded all unused puzzles and lack the supplies for this game.)

DISCUSSION (LESSON 12)

(For older students)

1. How can I show my love and thanks to God if I can’t see Him or touch Him?
We can love God by obeying his commands (I John 4:12:21), by loving others (I John 5:3), or by talking to Him and spending time with Him.
2. How can we be righteous when we still sin intentionally and accidentally?
God has called us to be holy and righteous. We should repent from our sins and pursue righteousness. We can also always ask God to point out the unintentional sins that are in our lives, and He is faithful to show them to us. (Psalm 32, 51; Isaiah 59:1-2; Romans 6:12-15)
3. What if I mess up? How does it feel at that moment when you look around and think “How did I get into this mess?”
We all make bad choices; some of them are spectacularly bad. God has made a way to recover from bad choices. We can repent, and confess our sins to God to restore our relationship with God. To

restore our relationships with people we can take responsibility for our actions and make amends if necessary, then rebuild the friendship by being trustworthy again. (Numbers 15:22-31; Luke 22:55-62; Romans 7:15-20; I John 1:7-9)

ANSWERS TO STUDENT PAGES (LESSON 12)

LUCAS'S EXPERIMENT (LESSON 12)

Music with glasses

Fill a number of round drinking glasses with water to varying levels, each of which will make a different sound when struck with a pencil. Round glasses work better than coffee cups because the handles of the cups deaden the sound. Ceramic containers don't work as well as glass, and plastic won't work, either. If you can, vary the water levels to produce a scale and try to play a song on it.

--[CASE 13]--



CLUES! (LESSON 13)

1

CLUE #1 TITLE (LESSON 13)

The case: Was it drugs, hormones, or steroids?

2

CLUE #2 DRAMA (LESSON 13)

Commander: Ok, listen up, we have a night mission over in the Sorek Valley.

Commander: We have an informant who has our enemy cornered and disabled with a loom and pin. We will wait until he is asleep, then we will take the house by storm, and subdue him. Soldier 1, you and Soldier 2 will be the first ones through the door.

When you have the enemy under control, give the all clear, and we will "Secure" him, and "Transport" him back to the Slave quarters.

Soldier 1 and 2: [Look at each other and laugh nervously.]

Commander: Is everything alright soldiers?

Soldier 1: This sounds similar to the fresh ropes mission from the other night. I hear that one did not go very well.

Commander: If I want your opinion soldier, I will tell you what it is first. Do you understand me?

Soldier 1: Yes sir!

Commander: We will be going in at midnight, which gives us 15 minutes to pull out.

Soldier 2: Sir, yes sir! [Gulp]

Commander: Are you two scared of a sleeping, disarmed enemy?

Soldier 1: No sir?

Commander: That's right. You are not scared of a sleeping enemy.

Soldier 2: Where will you be, sir?

Commander: I will be outside, a safe distance away, hiding in a stand of trees.

Soldier 1: [Whispers to Soldier 2] This had better be good intel, or we are going to be hurting when he wakes up.

Soldier 2: [Whispers back] No kidding.

Commander: Did you say something?

Soldier 1 and 2: [Snap to attention] No Sir!

Commander: I didn't think so. [Turns to face the audience and shouts] Now gear up, we move out in 10 minutes. Salutes and marches off stage.



3**CLUE #3 OBJECT (LESSON 13)**

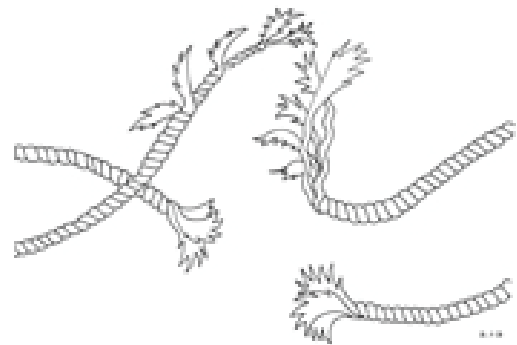
Bring to class: Comb and scissors or hair brush

4**CLUE #4 ARCHAEOLOGY (LESSON 13)**

This is a photo of present day Ashkelon, the last of the Philistine cities to fall to Nebuchadnezzar in 604 BC. This is possibly the city that Delilah lived in.

**5****CLUE #5 BIBLE SCENE (LESSON 13)**

Secret: Ropes that have been pulled apart by a great deal of force.

**CASE SOLVED****CASE SOLVED**

Case Solved! (Lesson 13)

BIBLE STORY (LESSON 13)**Samson and Delilah****From the Bible: Judges 16:1-31**

Samson was chosen by God to be the leader of Israel and had given him an amazing gift. He had super human strength. He was able to fight and win battles, but his hair was the reason. God had set Samson apart and he was not allowed to EVER cut his hair. Samson had a weakness for women, and he fell in love with a lady named Delilah. She was not a good woman though. When the Philistines found out that Samson was in their town and he was in love with Delilah they went and told her that if she found what would make him weak they would pay her a lot of money. So Delilah tried to find out, but Samson started playing a game. He kept telling her the wrong answers, he told her tying him up with seven strings would work, tying him with a new rope would work and that weaving his hair would work but each time when she allowed the Philistine soldiers in, Samson was able to fight them off. Delilah was very angry; she wanted that money so she started nagging Samson, telling him that he did not love her because he would not trust her with his secret. Finally Samson had enough and told her the truth, that if his hair was cut he would lose his strength. That night Delilah had Samson fall asleep in her lap, then she called in the Philistine soldiers, and they



shaved off Samson's hair. When Samson woke up he found out that his God gift of strength was gone. The Philistine soldiers paid Delilah her money and they blinded Samson and threw him in prison.

APPLICATION (LESSON 13)

God has given me gifts to use for His plan.

MEMORY VERSE (LESSON 13)

"All these are the work of one and the same Spirit, and he gives them to each one, just as he determines." 1 Corinthians 12:11

ASSIGNMENT (LESSON 13)

Give a family member a gift that will help them with the work they do. Example: a serving spoon to your mom, a live plant for your grandparent, work gloves for your dad, a great looking pencil for your brother or sister. Think about how God has gifted you with all you need to fulfill His plan for you.

GOD'S DNA (LESSON 13)

God has a plan and there are consequences when people do not follow it.



FUN TIME! (LESSON 13)

GAME (LESSON 13)

Goofy Introductions (Samson's lie or truth?)

Students stand up one at a time and tell something about themselves. They should say three things, and one should be exaggerated or totally false. Other students will guess which statement is not true.

DISCUSSION (LESSON 13)

(For older students)

1. What is really OK in boyfriend/girlfriend relationships? What are some good boundaries to set? You are playing with fire. God's plan for us is to save ourselves for marriage. When you start down the path of hand-holding and kissing, it can lead you somewhere dangerous, where you cannot return. Your feelings will change depending on the situation; you need to make the decision ahead of time by setting appropriate boundaries. (Psalm 119:9-16; Romans 13:12-14; 2 Corinthians 6:14-18; 2 Corinthians 7:1)

2. Is my secret self all right, if nobody knows about it?

If you want to behave differently in secret, then it should be a warning light that you are not who you think you are. Integrity is who I am when no one is looking. Jesus never had mercy on people who hid their true self and pretended to be someone else when people were looking. (Acts 5:1-11; 1 Timothy 1:18-19; 1 John 2:3-6)

3. How many different kinds of strength and beauty can you name? Which ones do you like the most? For example, Samson was physically strong and Delilah beautiful, but only physically.



Strength suggestions: Resistance to peer pressure, moral uprightness, ability to de-escalate tension, humor, and pain resistance. Physical strength and beauty are easy to see, but the real strength and beauty of a person is inside. (1 Peter 3:5, 1 Timothy 2:9; Luke 1:80; 1 Timothy 3:2-12)

ANSWERS TO STUDENT PAGES (LESSON 13)

LUCAS'S EXPERIMENT (LESSON 13)

Capillary action

Fill one container with water and place a similar empty container beside it. Moisten a paper towel and bend it, placing it in the container holding water and the empty container. Slowly the water will siphon from the full container to the empty one using capillary action, until the water is the same level in both containers.