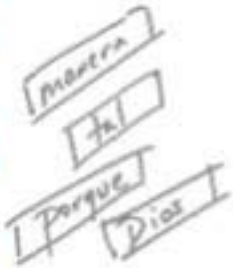



# Memory verse Games



ABC



Kristina Krauss

# Memory verse Games


It is always...

...good to help your students memorize the verses of the Bible. No matter what curriculum you are using, every company will have a key verse for each lesson. I am happy to present these memory verse games that will help you teach children the Bible. Not only do they review the text, but they help your students memorize it, so they will remember the Bible just when they need to apply it to their daily lives.

I have been to church all my life and I remember as a child, my teachers helped me memorize verses from the Bible and rewarded me in doing so. I earned stickers, candy and even my first Bible for attending class, memorizing verses, and every way I participated. I'm not sure it's a good idea to give so many prizes, but I remember most of all that I was able to win a scholarship to go to Christian Bible summer camp. Believe me brothers and sisters, I worked very hard to be able to go, and I managed to go to camp for 5 consecutive years totally free; and just for memorizing verses!

I am grateful to the brothers and sisters who invested in my life. I now have a ministry impacting thousands of children, and I can still remember the verses that I learned as a child. I want to encourage you that your work is not in vain. There is no way to know who the students are in your class! Will they be a future pastor, doctor or president! How will they need in the future the verses you are teaching them this week?

And to help you learn these memory verse games, I would like to introduce these four children below, who were willing to help with this project. :) Charles, Blessie, Samuel, Araceli



Blessings on your important work!  
Sister Kristina Krauss



## 1. Passing Relay

Children sit around a table. Someone writes the first word or phrase of a verse (or the reference) on a sheet of paper and passes it to the next person who writes the next word or phrase, and so forth until the verse is completed. The next person starts another verse, and so forth. By timing the children to see if they can "beat" their previous time,

you can liven up the activity. Timing the activity may help you determine which verses and how many to include (e.g., see how many verses they can they write in 10 minutes).




### 2. Running Relay

Divide the children into two teams. Place a chalkboard, white board, or large sheet of paper at a distance from the starting line. Hand the first child of each team a writing implement and on the shout of “Go” have him run to the writing surface and write the first word of the verse. Then have him return to his team and hand the writing implement to the second person. The team that finishes writing the verse correctly first wins.

### 3. Straw Relay

Cut drinking straws in half (approximately 4” pieces), one for each child. (Wide straws are best.) Write each word of the verse on a separate piece of paper, making a verse for each team. Divide class into teams. Place the words on a table for each team. As a relay race, each team member must pick up one word of the memory verse with their straw and carry it to their team’s table on the other side of the room. The first team to assemble and recite the verse wins.




### 4. Erase a Word

Write the memory verse on the board. Erase the verse a word at a time, each time asking the children to say the verse.

### 5. Slips of paper

Write each word of the memory verse on a slip of paper. Children must place the slips in the correct order. You can also tape each piece of paper on the front of each child and have them line up in order.





### 6. Ask Questions

This game is the same as the previous where you put each word of the verse on separate pieces of paper, only this time tape each piece on the back of each child. Have them ask questions of each other to find out which word is on their back, and then line up in order.

### 7. Tic-tac-toe

Memory Verse Tic-Tac-Toe is super-easy to play and requires absolutely no advance planning. To play, line up 3 rows of 3 chairs in the center of your classroom to use as your Tic-Tac-Toe board. If you don't use chairs in your classroom, you can place paper plates or paper on the floor to use as your Tic-Tac-Toe board. As each team member repeats their memory verse correctly, have them choose a space on the Tic-Tac-Toe board and sit or stand there. The first team to get Tic-Tac-Toe wins.



### 8. One letter at a time

Write the first letter of each word of the memory verse on the board. Children then try to write the verse.

### 9. Hot Potato

Use any bag as the “hot potato” and place inside slips of paper with the individual words to the memory verse written on them. Have the kids sit in one large circle and start the music. When the music stops, that child pulls out one slip of paper from the paper bag. They can either tape it up to the board or just place it on the floor in the middle of the circle. Have the kids work together to put the memory verse in the correct order.




### 10. Paper Basketball

Write each word of your memory verse onto a piece of paper and wad it up into a mini-basketball. Divide your class into two teams and make enough so that each team has their own set of memory verse “basketballs”. Place a child-sized basketball hoop at the front of the class. If you don't have a basketball hoop available, you can also use a wastebasket or some other type of basket. Have the kids take turns making “baskets”. When they make a basket, the team opens the basketball to reveal a word from the memory verse. The first team to complete their memory verse and place it in the correct order wins.

### 11. Picture It

Have the children write the verse, drawing as many pictures for the words as possible.



### 12. Ping Pong

A child calls out the first phrase of a verse, and then another calls back the second phrase, and so forth. This can be played in pairs or in teams with the children facing each other in a line.

### 13. Make a Rap

Find or create a beat and have the verse written out where the students can see it. Have the students create a rap to the music using the words from the verse. You can start as a group, do just the boys, just the girls, and finally allow one student at a time if they would like to. The children will love it!

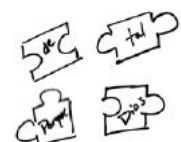


### 14. Balloon pop

Inflate balloons, one balloon for each word of the memory verse. With a permanent marker, write one word of the memory verse on each balloon. Using clear packing tape, place the balloons to the wall in order (if time allows, children can take turns to do this). If putting the balloons up during class time, ask the entire class to read what is up so far. After all the balloons are in place, then ask for volunteers to take turns popping any balloon (a “push pin” works well), followed by everyone saying the verse together each time a balloon is popped.

### 15. Jigsaw Puzzles

Have each child write a verse on a piece of colored paper, draw puzzle lines and cut out the pieces. (If time is limited, prepare puzzles ahead of time.) Have a race to see who can put their puzzle together the fastest. The winner is the first student or team to stand and recite the verse out loud when their puzzle is finished.





#### 16. Musical Ball Game

Learn the verse first, repeating it several times, or by any game. Then start the music and have the children pass the ball around a circle or the classroom (a good rule to mention is, "no throwing the ball"). When the music stops, the child with the ball gets to say the verse or to choose someone to say the verse for them.

Continue until all have had an opportunity to say the verse on their own.

#### 17. Bean Bag Toss

Have the children sit in a circle on the floor. Write the verse on the board, or on a piece of paper where the children can see it. Then have the children pass a bean bag (or wad of paper, stuffed animal, etc.) to the child next to them, whoever is holding the bean bag says the next word of the verse. To make things more difficult, allow the students to toss the bean bag across the circle to any child to say the next word of the verse.



#### 19. Alphabet scrabble

Divide the class into two or three groups and give each group a cup of alphabet cereal or pasta. Ask the children to use the letters to make words from the memory verse. The group that makes the most words wins.



#### 20. Act it out

Act out the memory verse with motions or signs. This game is great because it's visual, active, and auditory.

#### 21. Musical chairs

Arrange a chair for each child and put them in a circle. Cut up different pieces of colored paper and tape them to the back of the chairs. Each color should be taped to at least three chairs. Start the music and the have the children walk around the chairs. When the music stops, the children sit down quickly. The teacher names a color, and everyone sitting in a chair that has that color taped to it stands up and recites the memory verse. If the teacher names red, everyone with red paper on their chair stands up and says the verse together.




#### 22. Guess Who

Select a volunteer who must go stand by a teacher with his back to the group and the memory verse on display. Whoever is teaching the verse quietly points to a word in the verse and instructs the group to read the verse inserting a \*clap\* for the appointed word. The volunteer then must

guess what the missing word was.

#### 23. Echo Mountain

Divide the entire group into three teams, for example; teachers, boys, and girls. One group starts by saying the first word or phrase of the memory verse, another team echo's, and then the final team. Continue the game, adding variety changing up the way you say each word. Ideas are: whispering, shouting, squeaking, talking in a macho voice, like the whale





from finding Nemo, super-fast, Super Slow, opera, super quiet like a mouse, under water, or like a robot. Have fun with it!



24. Quote if you...

Quote the verse if you... ate breakfast this morning, took a bath last night, have brown eyes, like broccoli, made your bed today, have a sister, are wearing red, etc. This is an easy way to repeat the verse multiple times to help the children memorize it.

EXTRA EXTRA EXTRA EXTRA EXTRA


### Spelling bee

After your students have finished a unit of classes, review all the verses with a “spelling bee”. Line them all up front and go down the line one child at a time. Start a verse off with the first few words, and then see if they can finish the verse. If they cannot they must sit down, and the next child tries to finish the verse. Continue until there is only one child standing who becomes the winner. (Make sure to review all the verses leading up to the “spelling bee” to make it more fun.)

### My favorite Memory Verses:

- “Have I not commanded you? Be strong and courageous. Do not be afraid; do not be discouraged, for the Lord your God will be with you wherever you go.” Joshua 1:9
- “But as for me and my household, we will serve the Lord.” Joshua 24:15b
- “I lift up my eyes to the mountains— where does my help come from? My help comes from the Lord, the Maker of heaven and earth.” Psalm 121:1-2
- “How beautiful on the mountains are the feet of those who bring good news, who proclaim peace, who bring good tidings, who proclaim salvation, who say to Zion, “Your God reigns!” Isaiah 52:7
- “Ask and it will be given to you; seek and you will find; knock and the door will be opened to you.” Matthew 7:7
- “Then he said to his disciples, “The harvest is plentiful but the workers are few. Ask the Lord of the harvest, therefore, to send out workers into his harvest field.” Mt 9:37-38
- “His master replied, ‘Well done, good and faithful servant! You have been faithful with a few things; I will put you in charge of many things. Come and share your master’s happiness!’” Matthew 25:21
- “I tell you, whoever publicly acknowledges me before others, the Son of Man will also acknowledge before the angels of God.” Luke 12:8
- “For God so loved the world that he gave his one and only Son, that whoever believes in him shall not perish but have eternal life.” John 3:16
- “But you will receive power when the Holy Spirit comes on you; and you will be my witnesses in Jerusalem, and in all Judea and Samaria, and to the ends of the earth.” Acts 1:8
- “Repent, then, and turn to God, so that your sins may be wiped out, that times of refreshing may come from the Lord.” Acts 3:19

- “For all have sinned and fall short of the glory of God.” Romans 3:23
- “For the wages of sin is death, but the gift of God is eternal life in Christ Jesus our Lord.” Romans 6:23
- “Therefore, I urge you, brothers and sisters, in view of God’s mercy, to offer your bodies as a living sacrifice, holy and pleasing to God—this is your true and proper worship. Do not conform to the pattern of this world, but be transformed by the renewing of your mind. Then you will be able to test and approve what God’s will is—his good, pleasing and perfect will.” Romans 12:1-2
- “My grace is sufficient for you, for my power is made perfect in weakness.” 2 Cor 12:9
- “For it is by grace you have been saved, through faith—and this is not from yourselves, it is the gift of God— 9 not by works, so that no one can boast.” Ephesians 2:8-9
- “For we are God’s handiwork, created in Christ Jesus to do good works, which God prepared in advance for us to do.” Ephesians 2:10
- “Finally, be strong in the Lord and in his mighty power. Put on the full armor of God, so that you can take your stand against the devil’s schemes. For our struggle is not against flesh and blood, but against the rulers, against the authorities, against the powers of this dark world and against the spiritual forces of evil in the heavenly realms.” Ephesians 6:10-12
- “Do not be anxious about anything, but in every situation, by prayer and petition, with thanksgiving, present your requests to God. And the peace of God, which transcends all understanding, will guard your hearts and your minds in Christ Jesus.” Philippians 4:6-7
- “Now faith is confidence in what we hope for and assurance about what we do not see.” Hebrews 11:1
- “And without faith it is impossible to please God, because anyone who comes to him must believe that he exists and that he rewards those who earnestly seek him.” Hebrews 11:6
- “Therefore, since we are surrounded by such a great cloud of witnesses, let us throw off everything that hinders and the sin that so easily entangles. And let us run with perseverance the race marked out for us, fixing our eyes on Jesus, the pioneer and perfecter of faith. For the joy set before him he endured the cross, scorning its shame, and sat down at the right hand of the throne of God.” Hebrews 12:1-2
- “Consider it pure joy, my brothers and sisters, whenever you face trials of many kinds, because you know that the testing of your faith produces perseverance. Let perseverance finish its work so that you may be mature and complete, not lacking anything.” James 1:2-4
- “Do not merely listen to the word, and so deceive yourselves. Do what it says.” Js 1:22
- “In the same way, you who are younger, submit yourselves to your elders. All of you, clothe yourselves with humility toward one another, because, “God opposes the proud but shows favor to the humble.” 1 Peter 5:5
- “If we confess our sins, he is faithful and just and will forgive us our sins and purify us from all unrighteousness.” 1 John 1:9
- “This is how we know what love is: Jesus Christ laid down his life for us. And we ought to lay down our lives for our brothers and sisters.” 1 John 3:16
- “Dear friends, let us love one another, for love comes from God. Everyone who loves has been born of God and knows God. Whoever does not love does not know God, because God is love.” 1 John 4:7-8
- “They triumphed over him by the blood of the Lamb and by the word of their testimony; they did not love their lives so much as to shrink from death.” Revelation 12:11

- 
- “Look, I am coming soon! My reward is with me, and I will give to each person according to what they have done.” Revelation 22:12

My favorite chapters to memorize:

Psalm 1; Psalm 15; Psalm 23; Psalm 27; Isaiah 61; Matthew chapters 5-7; Romans 12; 1 Corinthians 13; James 1-5