

The background features a central illustration of a red and yellow circus tent with a red flag on top. The tent is set against a backdrop of radiating red, white, and blue stripes. At the top corners, there are circular motifs containing red fireworks. The entire scene is framed by a decorative border of red and white stars.

PRESENTS

THE
CIRCUS
OF LIFE!

Taking Risks with Jesus

TEACHER'S BOOK

THE CIRCUS OF LIFE!

Every day, in big and small ways, we all wake up and push toward the unknown. Our fears dazzle us like a 3-ring circus, threatening to keep us paralyzed and to give up on our dreams.

But God has a wonderful plan for us, if only we would be willing to step into this circus called LIFE and take some risks.

Jesus gave us the ultimate example of risking it all when he died on the cross.

Will you let your fears stop you? Or will you step bravely with me into this circus called LIFE?

"So do not fear, for I am with you; do not be dismayed, for I am your God. I will strengthen you and help you; I will uphold you with my righteous right hand."

Isaiah 41:10

Kristina Krauss and Staff "Equip & Grow – Children are Important"

Kristina Krauss

 Equip & Grow
Children are Important




GENERAL PERSPECTIVE

SOUVENIRS

ACROBATICS

THEME 1

Just be Happy!
Palm Sunday, Luke 19:28-44
Fear: Fear of not having enough




THEME 2

Just do it!
Peter denies Jesus 3 times, Luke 22:34, 54-62
Fear: Fear of failure or mistakes.



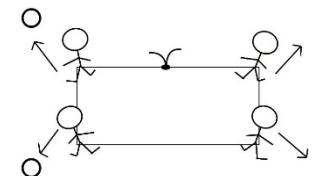
THEME 3

Just be You!
Jesus before Pilot admits to being God,
Luke 23:1-4, 13-16
Fear: Fear of being honest or vulnerable.



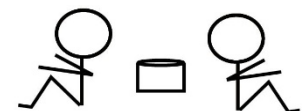

THEME 4

Just Trust!
Jesus' death on the Cross, Luke 23:26-49
Fear: Fear of sickness or Pain.

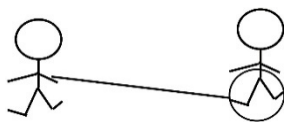
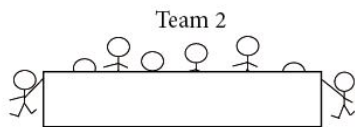


THEME 5

Just LOVE!
Jesus rises from the dead!
Luke 24:1-12, 36-42
Fear: Fear of rejection and loneliness.



JUST DO IT MINI PERFORMERS



MEMORIZE

Memorize:
Proverbs 15:13
"A happy heart makes the face
cheerful, but heartache
crushes the spirit."

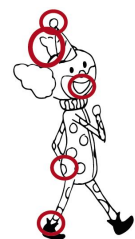

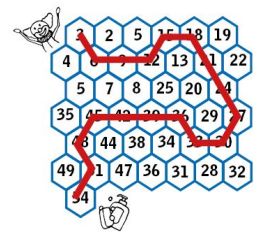


Memorize:
Proverbs 30:5
"Every word of God is flawless;
he is a shield to those who take
refuge in him."

Memorize:
Isaiah 43:4b
"I will give people in exchange
for you, nations in exchange for
your life."

Memorize:
Psalm 118:8
"It is better to take refuge in the
Lord than to trust in humans."

Memorize:
John 15:13
"Greater love has no one than
this: to lay down one's life for
one's friends."

PUZZLES





HOW TO USE THIS MATERIAL

DIRECTOR

As a director, your main job is to run the show "The Circus of Life." With all the programming and coordination of volunteers and materials, you will not have time to carry out any other activity in the Program. Recruit volunteers and delegate the various pieces of the program to your church members. This will increase excitement about the program and help your church members get involved in reaching children.

RECRUITING

Recruit as many people as you can from your church. Do not ask for generic help in the "The Circus of Life" Program, talk to each person directly and request help for something specific. Maybe there is someone in your church who would be scared to teach, but would be happy to help the children with crafts.

Here are the suggested roles (10+ people):

- Master of ceremonies - can be the director
- 2 or 3 actors for the drama section "Backstage".
- Musical leader in the "Sparks of Joy" section to teach songs with actions for children.
- Teacher for the main lesson "Let the Show Begin" with all the children together (can be the director)
- Class station teacher for student books.
- Teacher for discussion with older students.
- Leader of the crafts "Souvenirs"
- Game leader "Acrobatics", "Mini performers", "Just Do It", with more people, you can have one or more helpers working with younger students, running audiovisual equipment, teaching music or helpers at each station, and so on.

TRAINING

This part is very important for everyone involved in the program, remember to prioritize time, since both the full-time staff and the volunteers are busy, so develop a simple but effective plan, date to attend the online training "The Circus of Life", delivery of assignments and resources. Remember to check the planning checklist to help you and motivate them to train in Biblical knowledge, teaching experience and skills to help them perfect themselves in this beautiful ministry.



INVITATIONS AND REGISTRATION

A program at Easter is a great opportunity to evangelize. Imagine that one day you meet someone who tells you that they are following Jesus because of your program at Easter! Don't limit your program to children in churches. Create promotional materials and ask the children to invite their classmates and offer a prize to the children whose friends come to the Easter program. If you are charging a small entrance fee to your program, invite parents to provide scholarships to their children's friends so that they too can meet Jesus. Make a register in advance to calculate how many children come to your program at Easter "The Circus of Life" so that you can gather the necessary materials.

SCHEDULE

It is the same for all 5 days, just take into account that the activities vary. Please be free to adjust this schedule as needed. Open the day with all the students together.

- Prayer
- Sparks of Joy / Icebreakers
- Backstage (Drama)
- The Show Begins (Introduce the topic)
- We suggest you do some cheers with actions between "Backstage: (drama) and " The Show Begins "(the main lesson) so that the children have the opportunity to move. Then you can divide the children into groups for the sections:
- Souvenirs or Crafts.
- Class with student books


Then all the children together can participate in the closing activities:

- Try it yourself / Mini Performers
- Songs (optional)
- Acrobatics (games)

Close the day with a quick review of the lesson and prayer.

STATIONS

The "Rotation Stations" are a way to organize your "The Circus of Life" Program so that you do not need too many materials such as glue, pencils, etc. and so that not all children have to do a craft at the same time. Divide the children into 3 or more groups and recommend that they rotate the activities. For example, ask the Advanced and Difficult classes to use the student's books while the Middle class carries out the activities at the "Backstage" station and the Easy class makes a



"Souvenirs" craft. Each station is designed for between 15 - 20 minutes. The director or someone assigned to monitor the stations controls the time and announces when it is time to change. You may

use one of the songs included in the program to signal the change. If space allows, hold the same activity in one place and allow children to rotate as directed. This gives children some time to stand up and move. If there is not enough space, just keep the students in the same places, but change the activities they do. Let them get up and stretch or swap seats between activities to give them a chance to move.

THE SHOW BEGINS (CLASS)

In this part the main lesson will be given with a message for the life of the students.

STUDENT BOOK

Puzzles

At this station, children have fun working through the puzzles in the student's books. Our books are designed for the following ages:

Easy - 4-6 years

Medium - 7-9 years

Difficult - 10-12 years

Advanced - 13+ years


DISCUSSION QUESTIONS

As children grow older, they begin to see the complexity of life and may have a difficult time applying what they are learning from the Bible story to their own lives. For this reason, we provide a question and answer section so that older students can be guided through some of those questions and make the lesson real for them. Sample answers should not be given immediately, allow students to think for themselves so they can better remember what they learned. Sometimes the answer is not given at all. It is better to guide their discussion so that they themselves make their own conclusions. Encourage them to think about life applications for today, not just historical biblical facts. Develop an environment of trust in your class so that students feel safe speaking their minds without fear of being wrong. They will grow and mature more if they answer the questions personally and honestly.

In this program, we have developed different types of icebreakers to stimulate students at each age. There are logical, sequential and analytical icebreakers to name a few. We recommend that you study them before starting the program.

SPARKS OF JOY

Children are amazing recipients of all kinds of stimuli, and music is one of the most powerful. Thus, music can exert an incredibly positive influence on them if it is used properly. Avoid using it as an obligation and learn to know how to choose the correct one for each moment. This provides



emotional security, reinforces some learning, helps with concentration, and allows for body expression.

BACKSTAGE (DRAMA/SKETCH)

The skits are written to introduce the lesson of the day, sure, it's fun to watch a drama and it also makes us reflect. While the children laugh or analyze each sketch, they are already learning! It is good to have accessories for your skits in order to help children's imaginations.

Take into account that children have an attention span of 8 minutes, depending on their age, (approximately 1 minute per year of age). End the drama within that time frame and they will wait for the dramas all week. And don't forget to have fun!

SOUVENIRS (CRAFTS)

The kids will have fun in the Crafts time since they will get to draw and build new things. Each craft is designed for children young and old; everyone will be able to use it and will be happy to do it and give it their personal touch.

ACROBATICS (GAMES)

A Program would not be complete without games! In this section you will find fantastic games, where the kids will be excited and will have a lot of fun. It will also be super easy for you to put the games into practice. The things that are needed are quite simple, cheap and easy to get. They will enjoy incredible experiences in this wonderful program "The Circus of Life".

TRY IT YOURSELF

Tricks must be in this wonderful program. "Try It Yourself" is a section where children can have fun and be amazed. Directed specially to teachers, they will have the opportunity to liven up the environment through simple but very impressive tricks. Optical illusions will be essential in this section, where they will capture the attention of the spectators with these fun and very surprising performances. Just make sure you practice each option we give you before presenting it.

MINI PERFORMERS

This is a section where children put their skills into practice. It is also an excellent opportunity to learn new skills that even they do not know they have. "Mini performers" uses two favorites of children, play and imagination-- two important pillars in the learning process. Also, in this section, children will learn that by following the rules of an activity they can achieve the objectives that are proposed. Mini Performers is an excellent opportunity to be empathetic and to work as a team to strengthen your motor skills with a little touch of fun.

HOMEWORK

We want to motivate the children and their parents to review at home what they learned during the day, so we suggest taking turns to share what you discussed at home.

This practice, in addition to strengthening the bonds of affection, will allow them to improve ways to express themselves.



Just be Happy!

Fear: Fear of not having

ICE BREAKER

Bible Characters

Children who attend vacation Bible school have often heard many stories about the Bible.

One idea is to play charades with characters from the Bible; one of the children plays a character while the others guess. After you choose a new actor, continue until the time is up.

Another variation is to place a card with the name of a biblical character on the back of each child as they arrive.

The children must read the cards without revealing their identity. Each child must ask "yes or no" questions to guess which character they have on their back.

BACKSTAGE


The clown does magic tricks and then later cries to his friend, the tight-rope walker. He shares that he feels he isn't enough and has to somehow perform every day to earn people's attention and to have a good day. The lion-tamer walks by, and the clown sees him and wonders who he is.

THE SHOW BEGINS

Palm Sunday, Luke 19:28-44

-Fear of not having enough-

Dissatisfaction plagues many of us. Sometimes we fear we will not have enough food and we worry about going hungry. Maybe we crave a fancy meal in a restaurant or our stomach hurts because we did not get 2 meals yesterday. Other times our feelings of not having enough are based on social media. We see other people's Facebook or Instagram accounts, and we see their smiling faces at the beach and their family looks so happy. Their church pictures look better than our church. We wonder why our family is never as happy as those pictures appear on WhatsApp. Maybe we fear going to school and not having the right clothes. Sometimes our fears are not based on stuff, but we are dissatisfied with our friends at school. We wish we were more popular. The clown we met today felt the same way, always needing to put on a great show with magic tricks to keep the people happy. He



felt pressure to entertain people with his tricks. Our own happiness sometimes feels so distant, but it is not as far away as we might think. It is really possible to "Just be happy!"

God wants us to be satisfied with what we have. Jesus experienced all the same fears we do when he was on earth. After spending 3 years with his disciples, Jesus knew that in only 1 week he would have to pay the ultimate sacrifice for all of us. This is when he did the punishment for our bad behaviors. At the beginning of that last week on earth, he entered Jerusalem, knowing the pain that was ahead of him. The disciples probably wanted him to ride into Jerusalem on a huge horse, with a large army at his side, taking over as the new king of the Jews. Jesus would have felt the peer-pressure of everyone around him. A true king would have a glorious Facebook page and a royal robe covering a glorious royal horse and chariot. But instead of coming in on a large horse with a large parade, he rode into Jerusalem on a donkey! He rode into town on a small animal and without any army.

The people still gave him a parade however, throwing palm leaves or their coats on the road in front of him. They shouted in celebration as he entered Jerusalem. He knew it was a major celebration, but the people couldn't see it. They would not be able to see that he had actually come to save them and experience a true happiness and satisfaction in life.

The clown can put on a great show with magic tricks, but he cannot make people laugh. He can only give them an opportunity to laugh. God is giving us an opportunity to laugh and be satisfied with our lives too if we will take a risk today. Will you stop comparing your life to others and accept the joy? Will you set aside your fears of not having enough and enjoy what you do have? None of us have a perfect life. But we can all "Just be happy" with the life we do have!

MEMORIZE

Proverbs 15:13 "A happy heart makes the face cheerful, but heartache crushes the spirit."



SOUVENIRS

Scene

Materials

- Stage template (1 sheet per child)
- Crayons or colors
- Glue or tape
- Scissors

Instructions:

1. Detach or cut out each piece of the template.



2. Color the template pieces.
3. On the dotted line, fold the bases of the signs
4. Glue them together to make them firmer.
5. Distribute them on stage.
6. On stage with all the characters!


The photocopy sheet is at the end of the topic.

NOW YOU TRY

One of the presentations that draws attention in The Circus is when tricks are done. Without a doubt on some occasions we have been surprised by the skills of the people who perform them.

In this program we want you to be the person who will surprise those attending the event. So you should practice the tricks that we suggest here, you are free to adapt them or do some different ones.


Magnetic Pencil



Impress the children by making them believe that you have magnetism in your hand. The initial trick is that you show the back of your hand to the public and with the index of the other hand you press the pencil, in such a way that the other fingers of the hand press hard to make them believe that you are exerting yourself.



The other part of the trick is to put a piece of wood on the strap of your watch and press the pencil so that it does not fall.



ACROBATICS

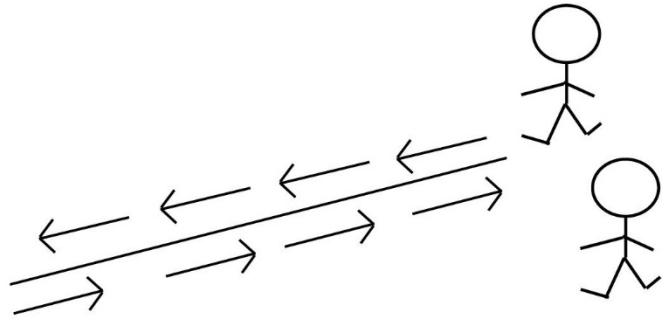
The loose cord

Materials:

- Tape, plastic, or chalk
- Clock or stopwatch

Instructions:

- Mark or draw a line 5 meters long
- Divide the group evenly
- Children must jump on one foot on top of the marked line without leaving it, back and forth; whoever misses the line returns to the starting point
- Each child has 3 chances to do it. If he misses for the third time he returns to the end of the line and 10 seconds are added to the time
- The team that manages to have all its members complete the task in the shortest time wins.



For the older children, this modification is made. Draw a small maze. Each participant is blindfolded and must be guided by their team to properly go through the maze.

AT HOME

Mini Theater

We want to motivate the children and their parents to review at home what they learned during the day, so we suggest taking turns to have a few minutes as a family and share.

Materials:

- Cereal box
- Colored paper
- Scissors and glue or tape


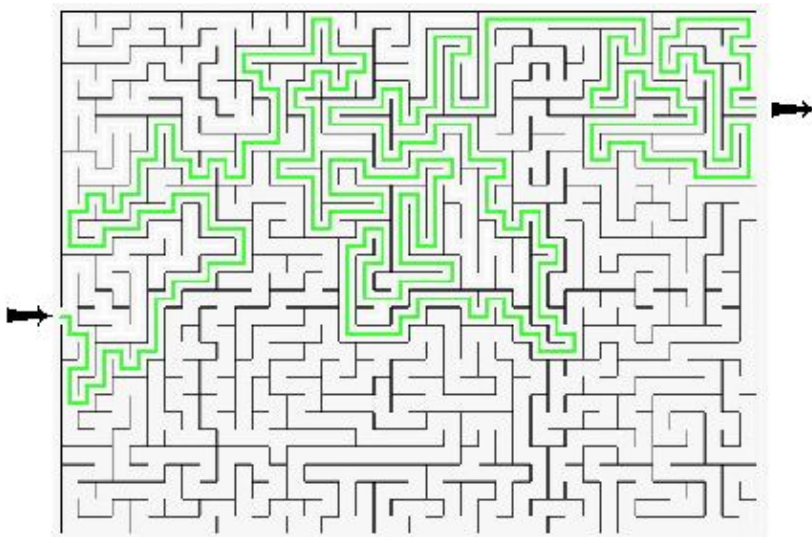


Instructions:


- The box is cut from one of the widest sides, to leave the space as a stage
- Decorate it with colored paper to taste
- With the paper, make 2 characters to be used as finger puppets or on sticks.

The idea is to recreate the story learned during the day so that as a family they can improvise with the characters.



STUDENT BOOKS





QUESTIONS AND ANSWERS

1.- Have you ever felt dissatisfied with what God has done?

Yes, many times we are not satisfied with what we have, for example, and our faith decreases. However, when we understand that God's plans are perfect, there are things that as people we are not going to understand. We can let the Lord work with us, then we begin to enjoy every detail of life. Isaiah 55: 9

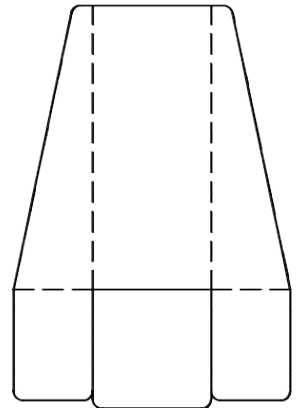
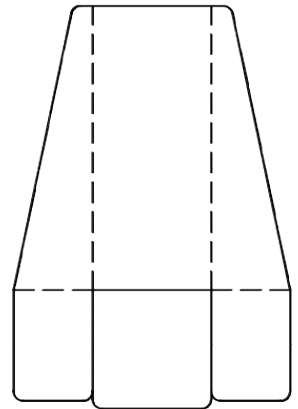
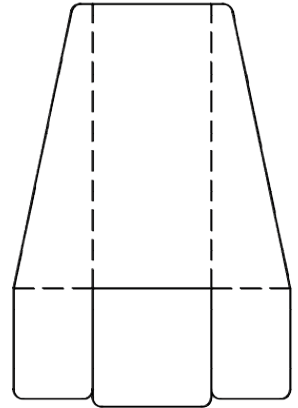
2.- Have you complained to God for some difficult situation?

Yes, sometimes we have not only been dissatisfied with what is happening, but we also complain to God. Those situations sometimes have more to do with our decisions and our behavior, however, God embraces us in the most difficult moments of our life. We learn to understand that only He can give us peace and satisfaction. Romans 5: 1


3.- If Jesus passed by you and you observed the miracles he does, such as healing people from COVID-19 or other diseases, what would your reaction be?

Perhaps at first, we would feel a lot of emotion, seeing the wonders that God does among people, or perhaps we would be afraid or simply remain silent. In any case, we can learn to follow Him and be a witness of everything that Jesus does or could do for us. Matthew 16:24





SOUVENIRS



Copy Page





2 Just do It!

Fear: Fear of failure or mistakes.

ICE BREAKER

Mix and meet

Prepare marbles, pieces of wood or paper in different colors.

Have each child to take several (or whatever you have available). Assign a different meaning to each color, for example:

Blue: family.

Green: school.

Yellow: friends.

Red: hobbies.

Brown: music / movies.

The number of things they have in their hands will determine how many situations they have to count. For example, if they have two yellows, they will have to share two facts with friends.

BACKSTAGE


The clown takes a lesson from his friend, the tight rope walker. He tries to learn to step out on the rope, but he is very scared each time. He is afraid he will fall off the rope, and therefore is not willing to try. His friend tries to convince him that there is a rope below that will catch him, but the clown keeps coming up with horrible and unrealistic things that could happen to him if he tried to cross the rope. Will his fear of failure stop him from even trying? The Lion-tamer walks by again, and the clown says that he wishes he could be friends with him.

LET THE SHOW BEGIN!

Peter denies Jesus 3 times, Luke 22:34, 54-62

-Fear of failure or mistakes-

Every day we face the fear of trying something and failing. We are afraid of making a mistake. What will people say? Will we fall and get mud on our face? Sometimes we can overcome this fear and go ahead and try something new! We might actually have fun and find out that we are good at it! Or we



might not be good at it and decide to quit. But our options in life become greatly reduced when the fear of failure stops us from even trying things.

This is just like our friend the clown who was not even willing to try to step out on the rope. He has no idea if he would be good at it or not. He wasn't willing to "Just do it!"

Jesus encourages us to step out and try. He asked Peter one day to step out of the boat and actually walk on water! Peter did try it, but then he failed, and sunk into the water. No worries though, he didn't drown, Jesus saved him. Jesus was happy that he was the one disciple that was willing to get out of the boat. In today's Bible story, Peter again is willing to set aside his fears and be willing to try. He said to Jesus at the last supper, "Lord, I am ready to go with you to prison and to death!". Peter thought he could be brave enough.

Jesus knew that this time Peter was going to fail or make a mistake. This time Peter was going to pretend that he didn't even know Jesus instead of being brave. Jesus said to Peter, "Before the rooster crows today, you will disown me three times." But Jesus also knew that in the future Peter was going to be brave and stand up for what he believed!

After Jesus was arrested, Peter followed at a distance to see what was going on. He sat by a fire where other people were gathered, and they were talking about Jesus. A servant girl saw Peter and said, "You also are one of them!" mentioning that she had seen Peter with Jesus. Peter said, "I don't know him!" (Which was a lie.) After Peter denied Jesus 3 times, the rooster crowed.

Even though Peter made a mistake this time, it was good that Peter continued to try. Sometimes he was very bold and won many people to Jesus. Peter became a solid disciple and a leader in the first church. This would have never happened if Peter were like the clown today, unwilling to even try. It is hard for you and me to try new things because many times we are very afraid of failure. We don't want to be laughed at for making a mistake. But this reduces our lives to boredom and loneliness. We must just step out and try new things, even though we won't be good at everything, and sometimes we will make mistakes, just like Peter did. Are you willing to ignore your fear of failure and "Just do it?"

MEMORIZE

Proverbs 30:5 (NIV) "Every word of God is flawless; he is a shield to those who take refuge in him."

ACROBATICS

Obstacles: Hoop

Materials:

- A hoop
- Optional: Decorations for the hoop to simulate that it is on fire.

Instructions:

- Have the children line up and jump through the hoop single file
- The first pass, the hoop is standing on the ground
- Raise the hoop some on each successive pass
- They accumulate points with each level they achieve



A variation for the older ones is to ask them to do a pirouette while passing through the hoop, being careful to avoid injury.

NOW YOU TRY

Change shirts

While walking around, change your shirt in front of everyone. The trick is to put on three shirts, a T shirt, an open shirt, and another T shirt. Pass the top T shirt over your head and roll it under the neck of the open shirt.

The trick is performed when you turn around and have your back to the public. At that moment, "take off" the top T shirt and wrap it around your neck, hiding it under the collar of the open shirt. Surprise! you have another shirt on. It is better that the shirts are of different color.

Remember to practice several times before doing it in front of the public.



SOUVENIRS

Badge

Materials:

- Badge template
- Medal (1 per child).
- Curly ribbon 1 meter (1 per child).
- 20 beads per child.
- Optional: crayons, pencils, or markers.


Instructions:

1. Detach or cut out each piece of the template.
2. Color the badge.
3. Insert the curly ribbon into the marked holes.
4. Insert the beads on each side of the curl.
5. Tie a knot and hang the medal around your neck.



The photocopy sheet is at the end of this topic.


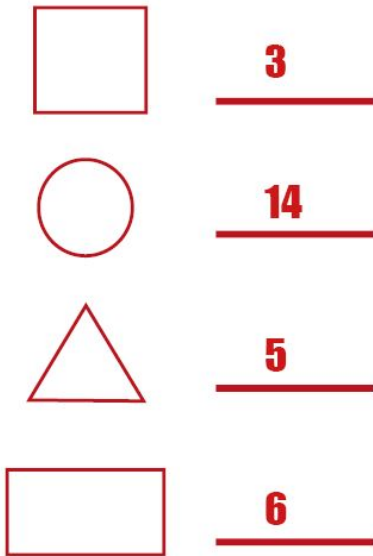
STUDENT BOOKS



There is a number that does not repeat. Which? **13**

There is a number that is repeated three times, what is it? **10**

There is a number that is repeated the most times, what is it? **2**





QUESTIONS AND ANSWERS

1.- Have you ever been afraid and haven't faced it even though God is with you?

Sometimes we are afraid to tell the truth about a shameful act, or we are afraid to involve other friends who would be harmed at that moment. There are always consequences for our decisions, but God can help us understand that if we were always brave and sincere maybe consequences would be less painful. Romans 8:37

2.- How have you denied Jesus and how did you feel about doing so?

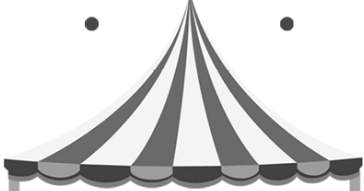


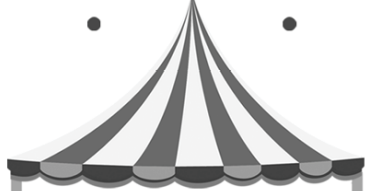


On many occasions we can talk about Jesus to a colleague or friend, but fear takes hold of us in such a way that we do not do it. In a way, that is denying our faith and denying Jesus. We can feel awfully bad, or frustrated for a long time, because He has never denied us. But feeling bad can motivate us to do in a new opportunity what we once could not do. 1 John 1: 9

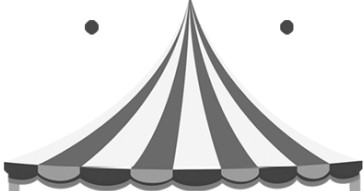





3.- How would you feel if your best friend ever denied you in front of others?







Many times we feel angry at a friend who does something to us that annoys us, but if he denies your friendship, you could lose that friendship forever. The first feeling sometimes is disappointment, then anger and rejection towards those who have been ashamed of us. This is a clear example of how much love Jesus has for us in that even though we were sinners, his death gave us life. Romans 5: 8



SOUVENIRS

 <p>Proverbs 30:5 "Every word of God is flawless; he is a shield to those who take refuge in him."</p>  	 <p>Proverbs 30:5 "Every word of God is flawless; he is a shield to those who take refuge in him."</p>  
---	---

 <p>Proverbs 30:5 "Every word of God is flawless; he is a shield to those who take refuge in him."</p>  	 <p>Proverbs 30:5 "Every word of God is flawless; he is a shield to those who take refuge in him."</p>  
---	---

 <p>Proverbs 30:5 "Every word of God is flawless; he is a shield to those who take refuge in him."</p>  	 <p>Proverbs 30:5 "Every word of God is flawless; he is a shield to those who take refuge in him."</p>  
---	---

Copy Page





3 Just be You!

Fear: Fear of being honest or vulnerable.

ICE BREAKER

Children, like adults, often focus more on the complaints of daily life and forget to acknowledge its many blessings.

The "count your blessings" activity can adjust their minds as to why they should be grateful. The simplest version is to start with a phrase like: "I am blessed for ..." or "I am thankful for ..." and walking among the children; choose one and ask them to finish the sentence. Repeat this with most attendees. Add fun by asking them to repeat with an ant voice, with a bear voice, slowly, etc. that way you give a different and fun touch to the moment.

With older children, you can ask them to write their blessings and gratitude on pieces of paper ahead of time to put in little gift boxes. Hide the boxes before the children arrive; Ask them to search for these treasures during the welcome.

Gather them together and tell them to take turns opening the packets to read the blessings of their companions.

BACKSTAGE

The clown is painting his face with clown make-up and then later cries to his friend, the tight-rope walker. He shares that his feelings of being afraid to be vulnerable. He feels he must hide behind this pretend face and not let people see who he really is, because what if they don't like him or do not laugh at his jokes? The clown sees the lion-tamer with other people, laughing and having a good time and feels jealous of their friendship. He shares with the children in the audience that he wishes he was a friend to the lion-tamer too.



LET THE SHOW BEGIN!

Jesus before Pilot admits to being God,

Luke 23:1-4, 13-16

-Fear of being honest or vulnerable-

Every day we are faced with the fear of being vulnerable and honest with other people. We are tempted to hide who we are, like our friend the clown shared today, we want to hide behind a pretend face. Sometimes it is a fake smile or pretending to want to participate in a sport at school because we think everyone expects us to. Have you ever been asked how you were doing, and you said "fine" when inside you were hurting really bad? Have you ever been afraid to "Just be you?" We all have faced these fears and Jesus faced them too. In today's Bible story, Jesus was brought before Pilot, who was the governor, and the people were asking that he be put to death! The people were so angry at Jesus and they accused him of being a rebellious person who was breaking the law. But these were false accusations!!! Have you ever been accused of something you didn't do? This was not a time when Jesus would have wanted to be vulnerable. He would not have wanted to be honest with the governor and actually tell him who he was. He definitely would have wanted to hide who he really was. But when Pilot said, "Are you the king of the Jews?" Jesus answered him honestly, "It is just as you say."

Of course, there will always be times when it is ok to put on a fake smile. There are dangerous situations in life where we must protect ourselves. But most of the time, it is important that we are honest with others and admit to who we are, just as Jesus did. It doesn't matter who other people want you to be, or what expectations you think they have of you. It is better for you to just be you. Sometimes we are not real with our friends, and we end up losing them. Or we pretend so much that we have no friends, and we are lonely and empty inside. The only way to make real friends is to be real and honest with them; to take off the mask or wash the clown makeup off our face. When we have real honest conversations, and we talk about deep issues, that is when we experience a feeling of belonging. It feels so good to be real and not fake.

Jesus did not want to be killed, but he also did not want to pretend to be someone that he was not. It is scary to risk honesty, but it leads to a better life! Are you willing to risk your fears of being vulnerable and "Just Be You?"

MEMORIZE

Isaiah 43:4a " Since you are precious and honored in my sight, and because I love you."

SOUVENIRS

Mini Circus Tent

Materials:

- Template of the Circus Tent
- Scissors
- Glue
- Crayons, pencils, or markers.

1. Cut out each piece of the template.
2. Paint the inside of the circle that will be the roof of the circus.
3. Cut the circle to the center on the marked line.
4. Glue the rectangle in the space indicated, overlapping the part of each figure.
5. Use a match or toothpick to place the logo as a flag above the roof you formed with the circle.
6. Do the activities in the rectangle.
7. Roll up the rectangle into a tube and glue where indicated.
8. Place the roof of the tent over the tube.
9. See the image to guide you.




The photocopy sheet is at the end of the topic.

MINI PERFORMERS


Balancer

One of the first activities for children is to work on balancing motor skills, for this we will use different objects that are easily found in the home such as a broomstick or plastic stick and a plastic cup or any other material that does not break.



In this section, children will learn to improve their balance with different activities where they can work their balancing motor skills.

For this activity, the child puts a stick in the palm of his hand and must maintain his balance for as long as possible.



Once the child has mastered the technique, graduate to a more difficult level by using a plastic cup. The cup is placed on the stick with the mouth down. In this way they will be able to improve their skill with 2 objects, on the way to becoming a great tightrope walker.

ACROBATICS

Hit the target

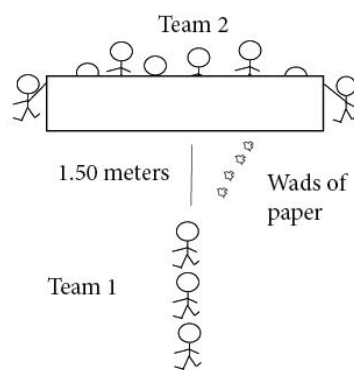
Materials

Cardboard or fabric that is not transparent, 1m wide and 2m long
10 sheets of paper or what you have available made into a ball.

Instructions

Two children (one from each team) should hold the fabric or cardboard.

One team stands behind the curtain or cardboard, and the other will line up in front of it.



Children behind the curtain go up and down unevenly.

The children in front go by one by one to hit the other team with the 10 paper balls at a distance of 1.50 meters from the barrier.

When all the children on a team have had a chance, change places.

The team that manages to hit the children behind the barrier with the most paper balls, wins.

For older children the distance will be 2 meters and they will have only 30 seconds to throw all their balls.

SPARKS OF JOY

This is a very special time for children to establish their identity in God, to know who they are and what their purpose is.

We include the song "I D" by Uncle Abner with which you can teach children of all ages not to forget the most valuable thing that each one has, their identity ...

Enjoy the music of this song with all the attendees, but make sure you emphasize the lyrics.






HOMEWORK

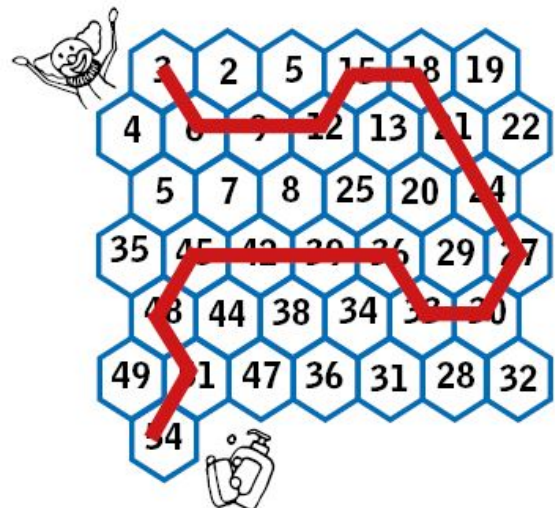




Mini theater

Tell the children that they should use the theater they made with the cereal box at home with their parents to remember what they learned on this day.

Encourage them to make time for activity at home.



STUDENT BOOKS





QUESTIONS AND ANSWERS

1. How many times have you been accused of something you did not do? How did you feel?

Perhaps we have had to face accusations of something we did not do when someone wants to harm us by slandering our name and staining our integrity. Perhaps our reactions have been strong, wanting to protect our reputation. And maybe we have cursed those who do it. But God tells us that we must forgive them, just as he forgives us. In this way God can strengthen our faith to show that we are his children. Matthew 5: 11-12


2.- Have you ever lied about who you are? Why?

One of the greatest fears we have as Christians is to not be accepted within a social circle, at school, at work or with a family that does not know Jesus. Sometimes in our search to accepted by them, we deny our identity in Christ. You do not need to feel ashamed to be a child of God. On the contrary, the Lord can give us the strength to defend our identity with love and wisdom. Jeremiah 15:19

Romans 1:16

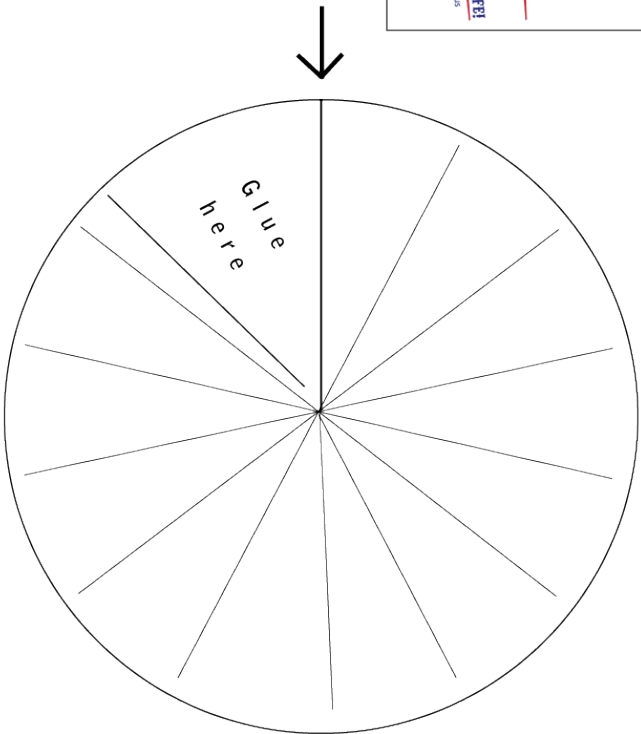
3.- What is the main moral value of the lesson and how do you apply it in your life?

Honesty is a difficult value to apply daily, many times we are afraid to be honest, for many reasons, from the fear of what others will say. To stand up for a friend or family member, what God recommends is that we always say the truth in everything, especially in who we are. Honesty is a key that can open doors for us in many places.




SOUVENIRS

Copy Page



What do you give today to God?



Draw something and color it

**I WILL GIVE PEOPLE
IN EXCHANGE FOR YOU,
NATIONS IN EXCHANGE
FOR YOUR LIFE.**

Isaiah 43:4b

Glue here





4 Just Trust!

Fear: Fear of sickness or Pain.

ICE BREAKER

Mix and meet

Prepare marbles, pieces of wood or paper in different colors.

Have each child to take several (or whatever you have available). Assign a different meaning to each color, for example:

Blue: family.

Green: school.

Yellow: friends.

Red: hobbies.

Brown: music / movies.

The number of things they have in their hands will determine how many situations they have to count. For example, if they have two yellows, they will have to share two facts with friends.

BACKSTAGE

The clown watches some acrobats and trapeze artists do amazing stunts. (Put on a YouTube video, or have your staff pretend to act out some stunts.) He wonders how painful it would be for them if they fell? He doesn't realize that there is a net there to catch them, and a rope tied around their waste to keep them from falling. Would he be willing to trust? The Lion-tamer walks by again and the clown tries to get up the courage to go talk to him but gets scared and won't do it.


Acrobats and trapeze artists. Will the net catch me if I fall?

LET THE SHOW BEGIN!

Jesus' death on the Cross, Luke 23:26-49

-Fear of sickness or Pain-

More and more our world is seeing more sickness and pain. Pandemics are increasing with various COVID illnesses, earthquakes and floods are increasing, and we see sickness and pain all around us.



Just like the clown today, we fear things we cannot see and worry about the pain that is in our future.

Jesus worried about the pain that was in his future too when he went to the garden to pray. He knew that he was about to be arrested and taken prisoner. He knew they would beat him and spit on him so he asked God if he would remove the upcoming pain. But Jesus was willing to "Just Trust" God! Soon they arrested Jesus, just as he knew they would. They beat him and laughed at him. They made a cross for him and made him carry his cross up the hill. Then they nailed him to that cross and left him there to die publicly. This whole time he could have stopped. He could have told them he was God and gotten down off that cross. But he stayed there because he wanted to pay the price for our bad behaviors. Jesus died on the cross that day to take the punishment for our sins. He knew that in sacrificing himself, he was saving YOU! Jesus stayed there on that cross to earn your trust and my trust. He did it to give us freedom from our sins and bad behaviors!

What pain or sickness are you afraid of today?

The Bible says that all who believe in Jesus and call on his name will be saved. You and I have the opportunity to "just trust" in God, believe in Jesus, and open our hearts to him. The Bible says that when we do this simple, yet exceedingly difficult talk of opening our hearts and trusting in the Lord Jesus Christ, then we become Christians or believers. We become children of God! God adopts us into his family and God enters our hearts. This doesn't mean that we become perfect. We will still struggle with the same bad behaviors and fears as before. But now when we face this struggles and fears, we will have God living inside us to help us! Do you want to pray together today and become children of God? Are you willing to "Just Trust" God with your life?

Pray along with me,

"Dear Jesus, thank you for dying on the cross for my bad behaviors. Thank you for sacrificing and taking on my sickness and pain. I believe that you lived and died for me, just as the Bible says. Please come into my heart today, just as I am. I choose this day to trust you, even though I have so many fears. Please come into my heart and be the boss of my life. Amen."

MEMORIZE

Psalms 118:8 "It is better to take refuge in the Lord than to trust in humans."

SPARKS OF JOY

Seize the moment and minister with the song "Encounter with God" by Jozhoo & y Tsshe, it reminds us that, by giving our life, our being to God, we will be filled with everything we need.

Let the presence of God do its work in each boy and girl, be a vessel of blessing so that salvation and redemption flow in the place where you are.

SOUVENIRS

Materials:

- Tent template
- Colors or crayons
- Scissors
- 1 piece of paper

Instructions

1. Color the template pieces
2. Cut out each piece
3. Make a small accordion with a piece of leaf.
4. Glue the accordion between the entrance of the tent and the image of Jesus
5. Insert the slip into the large tent and the entrance covering the figure of Jesus.




The photocopy sheet is at the end of the topic.

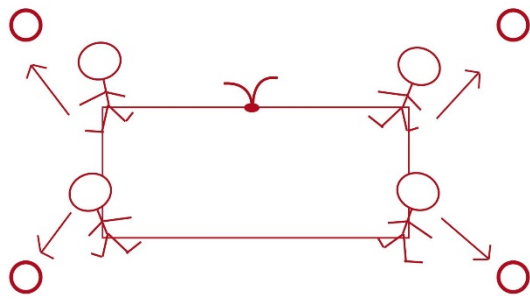

MINI PERFORMERS

The strongest in the circus

Developing postural control of the child is essential for their growth, in this activity children will test their ability to maintain a posture, applying force to their feet and using the elasticity of their hands and simple materials to get such as a rope and four light objects like balls or some plastic cans.



The first action to perform is to get a thick (20 mm wide) and long (5 meters long) rope. It is important to tie the rope by joining the two sides with a strong knot.



Divide into four groups and choose one person from each group to be within the rope. These four children must form a square by placing the rope at waist height and moving outward as in the drawing. Then four objects will be placed three steps away from each child. The objective is to grab the object first.

ACROBATICS

Pulling the monkey

materials

2 ropes of 3 meters each

2 plastic hoops (hula hoops)

Instructions

Tie each rope to hoop

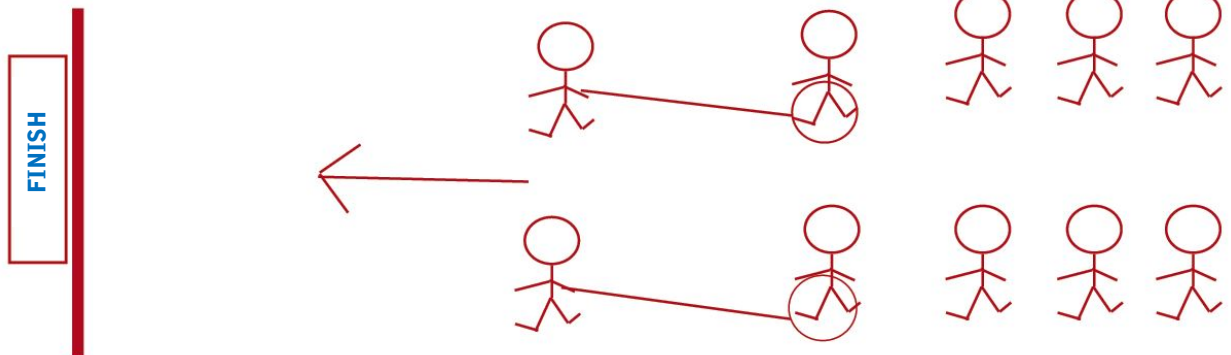
Set a starting point and a goal

Divide the group into teams of from five to ten children

Choose a child from each team to pull the hoop with the rope.

Each team member must pass through the hoop.

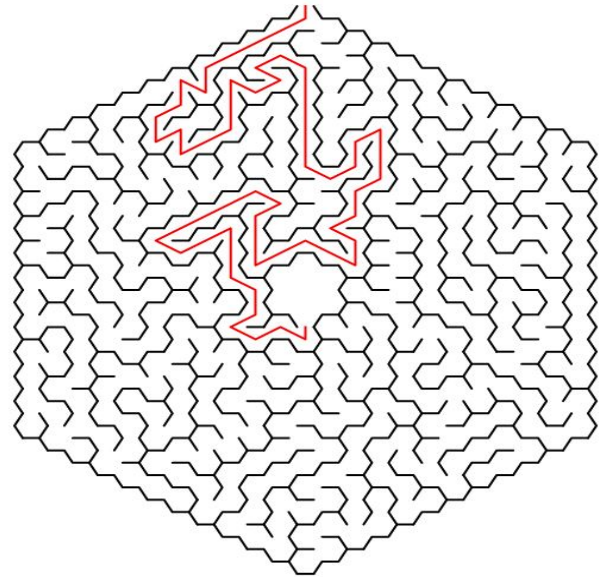
The first team that passes with all their members through the hoop is the winner.



For older children an extra rule can be handled, whoever leaves the ring must start from the beginning.



STUDENT BOOKS



□ 1

○ 14

△ 3

▭ 18

Tamer:	5
Circus owner:	1
Juggler:	3
Clown:	4
Trapeze artist:	2



QUESTIONS AND ANSWERS

1.- What has been your biggest concern in the future and how have you dealt with it?

There are many things that we worry about, and that is normal. Well, who does not worry about what is going to happen in the future since there are situations that are beyond our strength, such as the COVID virus that affected the world? For many the future is uncertain, the fear of not meeting the needs of a family or the fear of not fulfilling our dreams. God wants to bring us tranquility even about our future. He wants the best for us and will never let us fall. On the contrary, his love is perfected in us despite any situation. He gives us love and promises us life in abundance. This is perhaps how we should face those fears, just by trusting God. Jeremiah 17: 7-8 (have your students personally read it)

2.- How have you been grateful for the gift of life that God gave us through the death of his son?

Being thankful is something that not everyone does, even as a believer with faith in Jesus Christ. But God enjoys it when we are being wise when it comes to acting or speaking, giving thanks for a day, or praising him even in difficult times. This is better than complaining or feeling sorry for ourselves, believing that we are alone. Psalm 138: 7-8



3.- Has it been difficult for you to trust God? Why?

When we think that everything depends on us, it may be because we believe that without God we can achieve things. But it is not like that. God wants us to do well, but we can achieve this only by trusting in Him, in the plans He has for each one of us. In a certain way it should not cost us to trust in the Lord because with Him we can do awesome things and without Him we can do nothing. John 15:5 "I am the vine; you are the branches. If you remain in me and I in you, you will bear much fruit; apart from me you can do nothing." But in difficult moments, trust in God becomes everything, even if sometimes it costs us. Our tranquility will depend on trust during difficult times.

Proverbs 3: 5-8



SOUVENIRS



Copy Page





5 Just Love!

Fear: Fear of rejection and loneliness.

ICE BREAKER

Bible Characters

Children who attend vacation Bible school have often heard many stories about the Bible.

One idea is to play charades with characters from the Bible; one of the children plays a character while the others guess. After you choose a new actor, continue until the time is up.

Another variation is to place a card with the name of a biblical character on the back of each child as they arrive.

The children must read the cards without revealing their identity. Each child must ask "yes or no" questions to guess which character they have on their back.

BACKSTAGE


The clown is excited to see the lion tamer bring out the Lion in the grand finale show of the circus. Flames play on the video projector, while the lion tamer holds a loop that the lion will jump through. (pretending it is on fire) The clown thinks the show is so awesome, but is afraid to present himself to the performer, for fear of rejection. He has been excited to meet him all week, but what if he is rejected? Wouldn't it be safer to not say "hi" to protect himself? Finally, the clown gets the courage to do it, and just walks over to the lion-tamer and says "hi". They immediately start talking and become friends. They walk off stage, chatting like old friends, and the clown looks back to the audience and gives them a thumbs up!

LET THE SHOW BEGIN!

Jesus rises from the dead!, Luke 24:1-12, 36-42

- Fear of rejection and loneliness -

Isn't it the scariest thing of all to open our hearts to LOVE? Every single one of us is afraid of rejection and loneliness. God created us as social human beings with a need to love others and be loved. Without love and connection, we cannot thrive. Without love, we are just surviving, trying to make it from one meal to the next. We all need a community, friends to talk with, a best friend to love and then some day to get married and have a family. But it is so hard to open our hearts to



others, especially after we have been hurt before. What if I am rejected again? What if they don't love me back? Can I be brave enough to risk reaching out to others and "just love?"

Jesus also faced this same fear when he was on earth. He had friends and loved ones, family, and acquaintances. He opened his heart to people, and they rejected him time and time again. His heart

was broken many times. Then he did the ultimate sacrifice, as we studied in the last lesson, where he died on the cross for you and me. But the story doesn't end there!

On the morning of the third day, the women went to the tomb where Jesus had been buried. After Jesus died on the cross, his disciples and family had buried him in a cave-style tomb, with a large stone rolled in front of the entrance. But when the women arrived at the tomb, they found the large stone rolled away, and the tomb was empty! They were afraid that maybe someone had stolen the body. But an angel met them there and told the ladies that Jesus was alive, just as he had said. Soon Jesus appeared to all his disciples when they were gathered together. They were surprised and happy to see him alive! This is what makes Christianity so different from other religions. Our leader Jesus Christ actually died on a cross, was buried, and then rose from the dead! After he returned to his disciples, he went up to heaven and is there today. He is alive today in heaven, and still loves each and every one of us. Even if we reject him, he loves us. And yes, that rejection hurts him, just as rejection hurts us.

Our buddy the clown faced this same fear. All week long he wanted to make a new friend with the Lion-tamer. But he was afraid of rejection. He wanted to have a friend, but he needed to risk his heart to make a friend. Wasn't it wonderful to see him this morning be brave, set aside his fear of rejection, and talk to the lion-tamer? Even though sometimes we will get hurt, sometimes we will find the love we are looking for! Are you willing to risk your fears of rejection and loneliness and "Just LOVE?"

MEMORIZE

John 15:13 "Greater love has no one than this: to lay down one's life for one's friends."

TRY IT YOURSELF

The Stain (1 John 1:9)

Materials

A marker of any color.

Presentation

Show a clean hand representing the heart of the human being. With a black marker, which represents sin, draw a line on the hand, indicating that the heart was stained. Close your hand, representing that the hand is closing the eyes to pray. When you open your hand, the line becomes a cross.



Message

Regardless of the sin you have committed, if you repent and let JESUS enter your heart, He will forgive you.

How it happens

When making the line in the palm of the hand, it must be done diagonally in the first fold of the hand, so that, when closing it, the marker ink blots, forming an X (cross). See the images.

SOUVENIRS

Cave:

Materials:

- Cave template
- Scissors
- Colors or crayons
- 1 hook fastener

Instructions:

Color the pictures.

Cut out the strip with the images of the stone and the cave.

With help, insert the tab into the two small holes indicated, joining the stone with the cave
Cut out The Cave on the dotted lines.

Insert the strip with the images between the cuts previously made in the cave.

The photocopy sheet is at the end of the topic..


AT HOME


Mini theater

Remind the children to use the theater they made from the cereal box with their parents to remember what they learned on this day.

Encourage them so that it can be an activity they do at home at least once a week remembering what was learned in Sunday school.

This practice in addition to strengthening the bonds of affection will allow them to better develop the way in which they express themselves.





ACROBATICS

Think Fast

Materials

10 light objects such as balls or plastic cans

Instructions

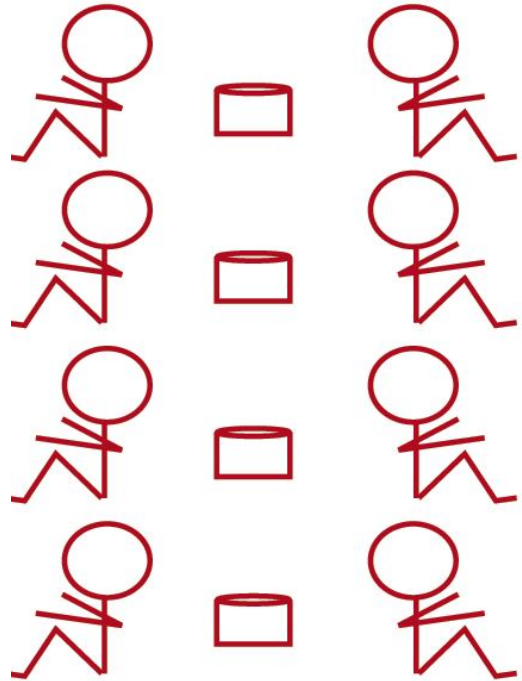
Divide the group into teams of 5 to 10 members

Make a straight line of the 10 objects (depending on how many children are in the teams)

The first two teams will sit with their backs to the objects one step away.

The teacher should give different instructions, for example: head, and children should touch their heads, knees and children should touch their knees, etc. When the teacher says Think fast! then the children should take the object that is behind them

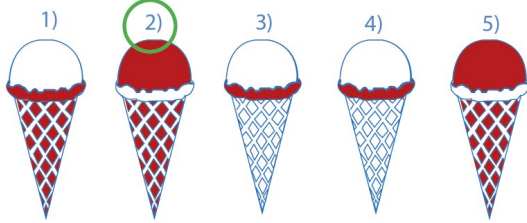
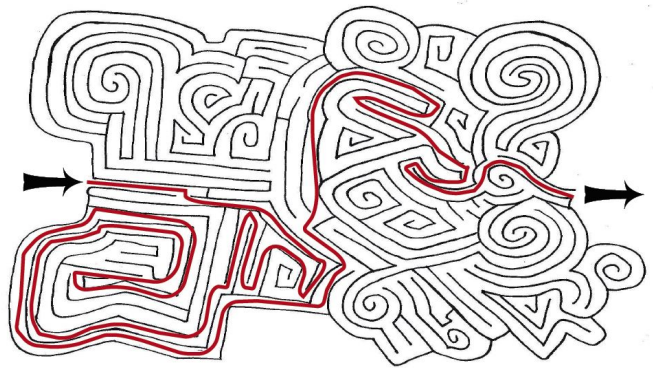

The team that manages to take the most objects for three rounds in a row is the winner.



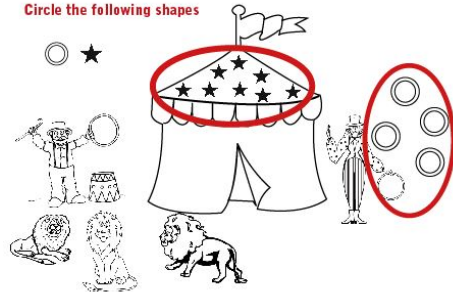
For older children the instructions should be more complicated, for example, stand up, jump on one foot, do two squats and then give the command think fast!




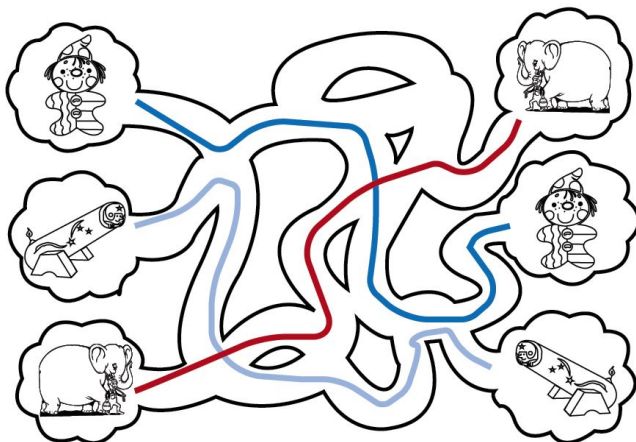
STUDENT BOOKS



Circle the following shapes



- 1) In the evening the women went to the tomb.
- 2) They found that the stone that covered the tomb had been rolled away.
- 3) Upon entering, they found the body of the Lord Jesus.
- 4) Peter, however, ran to the tomb.
- 5) Jesus appeared to all his disciples when they gathered.





QUESTIONS AND ANSWERS

1.- What has been the greatest token of love you have offered to God?

Showing love is one of the most difficult tests to demonstrate, and more so if it is about showing God who is the living image of love. In reality, when we deny ourselves and make Him shine for us then we probably get many smiles from our Father in heaven. This can be through surrender to our calling, that is, love to serve him, in church or by sharing his word, or being passionate about what we do in his name. These are great ways to show him that we love him. Psalm 27:4

2.- What has been the greatest token of love that you have offered to a person?

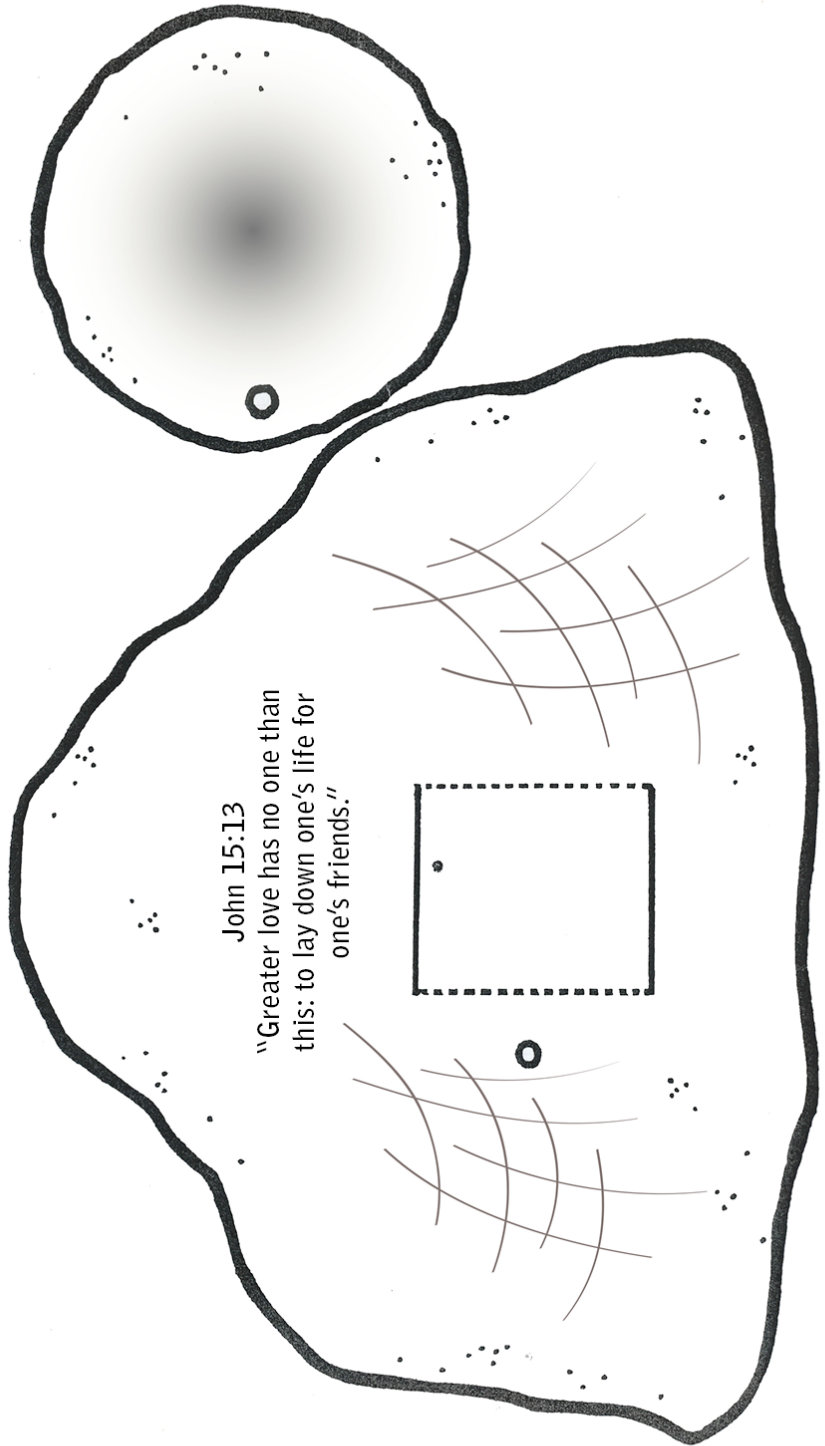
Loving those who love us is one of the great qualities that God gives us, but loving those who do not love us is something he also wants to do. It is more difficult because many times when a family member or friend hurts us we are not willing to forgive. But because just as God shows us his love, we must also show it to others. It may be difficult, but God helps us to be loving just as He has loved us despite our mistakes. 1 Corinthians 13: 1-3

3.- Have you ever been rejected when showing love? What was your reaction?

How can we love someone who does not want it and demonstrates that by rejecting us? Even if we are rejected, we can continue to show love. If we forgive that person, we cleanse our hearts and can have the peace of God. Those who rejected us or those who witnessed it and our reaction to it can see something of the incomparable love of God, and their hearts might be opened to receive it as well. 1 Corinthians 13: 4-7, 13:13.

SOUVENIRS

Copy Page





EXTRA IDEAS

We want to give you some ideas to decorate the place where your activity will happen. We know that sometimes some details escape us, and it is always good to have extra ideas on hand.

We are pleased when we receive news of the activities you and others carry out and see them in photos or videos. If you can, please share on Facebook "Children Are Important". That would

be a blessing to us.

GIANT CLOWN

Undoubtedly, the biggest impression of the boys and girls when they arrive at the place of the event, is the adornment that is made for the occasion. Try to use resources that you have on hand and if you can invest in accessories so that they can serve you in other events it will be fabulous.

The first option we give you is to make a giant clown to welcome everyone on the first day giving the place a feeling of joy because of how colorful the clown is.

Use crepe paper or similar paper, placing several strips of paper simulating that it is the pants of a clown. Cloth fabric would also work.

Use a wooden stick joining the hands which in the center makes a base for the head; cut the clown's shoes, hands and face from colored cardboard.

Our recommendation is that it be at the entrance of the room they are going to use or on the wall at the back of the stage, so that it does not get in the way. If you place it in the center of the room it might be in the way.



FABRIC FROM THE CEILING

This decoration is very striking and changes the atmosphere of the room. Look for different fabrics to hang on the ceiling simulating that it is a circus tent.



BANNERS

Place pennants in the play area to further customize the program. To make them use colored sheets of paper cut into triangles, gluing them on curli or yarn. This fills the airspace with many colors and shapes. The pennants can be a variety of shapes, like trumpets, hats, ties, balls, etc.





PHOTO BOOTH

It is always a hit to have a frame for selfies or photos of children with their friends, teachers, and their parents.

If you can, make two frames so that the fluidity in taking photos is better controlled. Maybe make one for boys and one for girls or make two with different designs so that they have more memories of the event.

It is good if you can make stations for the different needs of your event, in one of the stations you can have the frame for the photo.





HATS AND TIES

Keep the wall decorations simple by making ties and hats in different ornate colors. Hats can be cut in half and stuck on the wall.

The 3D effect when cutting the hats will give a special touch to the place. Try to put them at a height where young children cannot reach them.

It is good to welcome the children, but you need your wall decorations. They might like the same things you hang on the wall, so make more of them to give away.

A SMILE

What better reception for the children and their parents on the first day of the event than a big smile ...


On a piece of cardboard, draw the silhouette of a clown smile, contour with a black marker and give details with other colors.

To hold it you can use plastic, wood, or metal, as we have recommended; or whatever you have on hand.

We suggest you use this smile during the song "A Party" during the welcome.

For some prizes, make a few smaller smiles to give to the boys and girls.





Now You Do It

Name above all names
Philippians 2:9-11

Materials

Dark or black bag, sheet of paper, table, and a marker.

Presentation

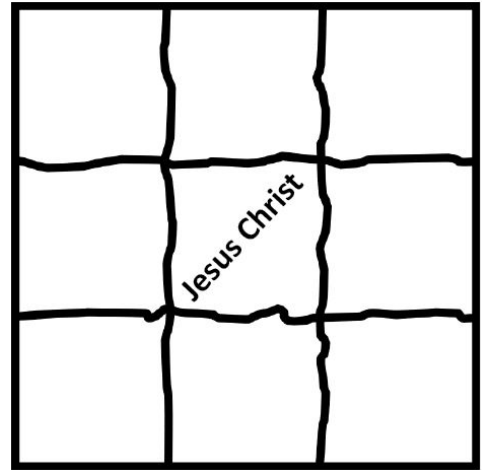
With this craft, you will reveal the name that is above every name using a sheet of paper and your sense of touch.

Message

There is a name above every name: Jesus Christ, who gave his life for the whole world.

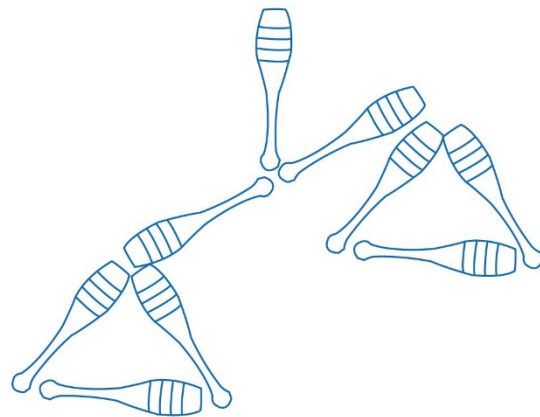
Revelation

Show the blank sheet of paper in front of everyone. Tear the sheet into 9 parts by hand. Ask the group to tell you the names of influential people in the world, even religious leaders, whether they are alive or dead. Write their names on each piece of paper. Include the name of Jesus Christ, putting it in the center section. Flip the pieces upside down on the table and ask a volunteer to put them into the bag. Turn your back so you do not see anything the volunteer is doing. Now turn around and tell the audience that you will get the name that is above all names from the bag. Finding it is extremely easy, just feel for the piece that has four torn sides. When you take it out, everyone will be amazed.




HELP!

A little clown needs to move 5 juggler clubs to balance the scale.



Circle the ones that must move and then draw your answer.






MINI PERFORMERS


Understanding and perception are two basic elements in the intellectual development of the child. This is complemented by motor and sensory skills that cause the child to learn and have fun at the same time. In this section children will be able to work on their perception and comprehension skills. It will also be an opportunity to show the value of teamwork. The best part is that it is fun.

The activity consists of making teams of 5 children. They must pay attention to the teacher's who will give them different orders about what to do.

The teacher will choose a letter or a number and the children will have to form it with their team. For example, if the teacher says, "The letter J", the children will have to form the letter together with their team.



When the children learn to master some letters easily, then they can go to the next level where children can form short words like mom or dad. For this the teams should be ten children or more, so that everyone participates. For numbers, make two-digit numbers such as 10. This will be fun for children and at the same time they will be learning to be skilled in perception, understanding, and working as a team.





CREDITS

As always, behind all this finished material there is a great effort from the editor, the creative staff, the emeritus consultants, and the unconditional support of our founders. We want to dedicate this page to thank the brothers in faith with all our hearts and friends who supported us in the production of this program. 1 Peter 4:10 (NLT).

May our God reward you greatly for the time, effort and funds dedicated to this project.

Thank you all,
Flor Boldo

Founders, Dwight and Kristina Krauss

elmeres02@gmail.com

Creative Team Lead, Flor Boldo

Song arrangement: El Circo de la Vida
[facebook/ElmerMomentos](https://www.facebook.com/ElmerMomentos)

Creative Team: Jennifer Sánchez, Areli Salinas, Ramón Martínez, Marlon Hernández, Julio Sánchez, Mike and Vickie Kangas

Josué y Esther Hernández Hidalgo
- Jozhoo & Tsshe -
Songs "Encuentro con Dios" and "Tienes mi Control"
Instagram: [jozhooytsshe](https://www.instagram.com/jozhooytsshe)

Designs: Marlon José Hernández

Design consultants: Julio Sánchez and Suki Kangas

Linda Romero
Illustrations:
Lindy & Friends in collaboration with NosrettepArt
www.lindyandfriends.com

Fan page Administrators: Ramón Martínez and Verónica Toj

Contributors:
Marlon José Hernández
Songwriter Circo de la Vida

Paris Peña Sáchez
Author of "Una Fiesta"

Abner Chávez Molina
Music and lyrics
Song ID from the album I.D.
Instagram: [tioabner](https://www.instagram.com/tioabner)
Elmer Estrada

Susy Danielle
Singer of "El Circo de la Vida"
[facebook/Susy Danielle](https://www.facebook.com/SusyDanielle)

Vector and image art: [www.freepi](http://www.freepi.com)