

Christmas

Melodies

Teacher's Book

Christmas Melodies

Welcome.....!!!

Our team welcomes you to "Melodías Navideñas", a program for the month of December that is similar in many ways to your VBS program. We provide posters and brochures to invite children who do not normally attend, giving you a fantastic evangelism opportunity in December. Like VBS, there are songs with a DVD to give you the motions that children can do to bring the song to life. There are snacks, crafts and games to make your program fun! As the children learn the four songs, one for each week, they will learn the background of the song and the historical events that happened in Bethlehem and even hundreds of years before. Each lesson has a personal application that includes a decision to make. Children can respond to Jesus Christ just as people did when he was born in Bethlehem. After the children have attended their program, they will think about the deeper meaning of these songs each time they hear them. Listening to the song will remind them of their promises to God during your program: "Christmas Melodies". Writing this program was a team effort. I asked each member of our team to comment on their work in this program.

Diana: I made the mazes for each lesson and helped insert the work from each team member into the books.

Julio: We have selected four fun games so that your children can have a great time in which they can win prizes as they will compete. They will be dancing to the rhythm of our Christmas carols found on the CD that we have prepared for you. We hope it will be a blessing.

Monse: In this Christmas program small snacks are designed for each of the lessons, linked with the message so that you, as a teacher, can continue talking about each lesson reinforce it.

Vickie: I enjoyed connecting each part of the Bible story to the subject of the lesson. I was very excited about Lesson 4 and thinking about the gifts we can give to Jesus today.

We would like to see a picture in face book (Children Are Important) of your church doing this program.

God bless you,
Vickie Kangas



Our team: Dianna, Vickie, Monse, Julio

Contents

General Overview	1-2
Extra Ideas	3-4
Lesson 1	5-8
Lesson 2	9-12
Lesson 3	13-16
Lesson 4	17-20
Craft Patterns	21-24

Children are
Important

Children Are Important

This material "Christmas Melodies", is written by the ministry "Children are Important." Our material is free to download, free to use, free to print, and free to distribute to other churches and ministries without obligations.

For more information, contact us at:
info@childrenareimportant.com or 52-592-924-9041 Mexico

Thanks to the whole team!

Editor: Kristina Krauss

CAI Creative Team: Vickie Kangas, Monserrat Alejandra Duran Diaz, Diana Guadalupe Juarez Hernandez and Julio Sanchez Nieto.



General Overview

1 O Holy Night

Bible Story: Let's go to Bethlehem
Luke 2: 1-5 Matthew 1: 18-24

Bible Verse

However, as it is written:
"What no eye has seen,
what no ear has heard,
and what no human mind has conceived"
the things God has prepared for those who
love him . 1 Corinthians 2:9

2 O Come, All Ye Faithful

Bible Story: Some shepherds make a
good decision
Luke 2: 8-20

Bible Verse

"Glory to God in the highest
heaven, and on earth
peace to those on whom
his favor rests."
Luke 2:14

3 Away in a Manger

Bible Story: No room for Jesus
LuKe 2: 6-7

Bible Verse

"Yet to all who did receive him,
to those who believed in his name,
he gave the right to become
children of God" John 1:12

4 We three kings


Bible Story: Looking for the King of
Kings
Matthew 2: 1-18

Bible Verse

"Ask and it will be given to you;
seek and you will find; knock and
the door will be opened to you.
For everyone who asks receives;
the one who seeks finds;
and to the one who knocks,
the door will be opened."
Matthew 7:7-8

Crafts

Room in my heart for Jesus



Snacks

Heart skewers



Games

Gift-wrap Race



Making the Puzzle



Walking stick



The Musical Gift



I will give Him my heart




Manger



Musical Chairs



Gifts for the King of Kings Hanger



Crown of the King



Statues



Extra Ideas



"Jesus is born" bulletin board or wall covering

A design like this can give teachers something to point to as they tell each part of the story. Add a personal touch with angels' wings from children's handprints, and have the children draw each face and each angel garment.



Wall decoration


Decorate your wall and even include your door with the theme of your Christmas Melodies program. This is made of black, blue and yellow paper.

Musical decoration

Use black plastic tape to make the lines of the staff. The colored paper plates make the notes, adding colored paper to finish the shape of the note. Next, write the names of the Christmas songs during the four weeks and place them near the notes.



Replace the words "JOY TO THE WORLD" with "O COME ALL YE FAITHFUL" or "O HOLY NIGHT." These are two of the songs that children will learn in "Christmas Melodies."





Candy canes from Balloons

To make this design, start with a long rope or ribbon attached to the base. It will thread through each layer of red and white balloons. To make a layer, join the bound end of 4 balloons, alternating reds and whites. Pass the rope through the center of this group of 4, pushing them to stay flat. Repeat with another layer, sliding them to one side so that a balloon falls in the area between the balloons in the previous layer. Continue until you reach the height you want, and pull the center string to curve the balloon tower downward, forming a staff. The crown is formed in the same way, but with smaller green balloons. A tied set of 3 small red balloons for holly berries. Ribbon bows are the finishing touches.




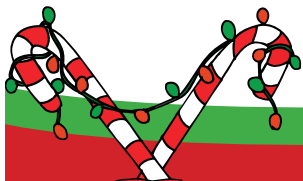
Entry arch of Gifts

How fun it would be to enter your church by walking through a gift arch. Simply wrap empty boxes with shiny paper and ribbons. Impale the boxes on a stick attached to a base, with the bottom box loaded with stones or sand. Glue the top boxes together and connect them with a rope that is tied to the vertical sticks to form the arch.



Light stings

Form lights from brightly colored paper strips, sticking them to gray paper bases or toilet paper rolls cut in half. Punch a hole in the side to join the lights, making a knot in the string before and after each light.



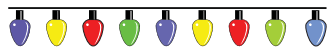


O Holy Night

Bible Story: Let's go to Bethlehem
Luke 2: 1-5 Matthew 1: 18-24



Introduction



The song "O holy Night" was written in the Mid 1800s. A catholic priest asked the poet Placide Cappeau to write a poem on Luke chapter 2, however this Frenchman was not a Christian! His poem became so popular, that they made a song out of it, and it became one of the most popular songs in the Catholic church! After a couple of years, the people in the church realized that it was written by someone who wasn't even saved! Many people tried to outlaw the song being used their churches, but it had become too popular, and they were unable to stop it! About 50 years later, the song became even more famous when Reginald Fessenden broadcast the first AM radio program, where he played this song on his violin.

O HOLY NIGHT

O holy night! The stars are brightly shining
It is the night of our dear Saviour's birth

Long lay the world in sin and error pining,
Till He appear'd and the soul felt its worth.

A thrill of hope, the weary world rejoices,
For yonder breaks a new and glorious morn.

Fall on your knees! O hear the angel voices!

Main Lesson




Welcome to our Christmas program where we will study some of the ideas about the birth of Jesus and apply these to our lives. The night that our Savior was born was truly a holy night. Everybody in the world needed a savior. God sent Him to us on that special night. Let's learn what lead up to that night.

Imagine how many miracles it took for God to line it up to happen like it did! God told Micah to prophesy that Jesus would be born in Bethlehem hundreds of years earlier. God wanted us all to know that He planned everything down to the smallest detail. The Son of God was promised to come from the family of King David, so only decedents in that family could be his parents. Both Mary and Joseph qualified for that. God sent a very special head angel named Gabriel to talk to each of them, so they wouldn't be worried about it. Gabriel visited Mary to tell her not to worry, she was going to give birth to God's son. Then Gabriel visited Joseph to tell him that Mary was his planned wife, not to divorce her like he was thinking. She was going to give birth to God's son. Wow, that's a miracle!

Both Mary and Joseph lived in a city called Nazareth. If the baby was going to be born in Bethlehem, they needed a very important reason to go there. Here comes another miracle. The government of Rome, far away from Israel, decided to demand that every single person go to their family's birth place to be written down on a census and pay taxes to Rome. That meant Mary and Joseph must go to Bethlehem, and they couldn't do it later

Bible Verse

However, as it is written:
"What no eye has seen,
what no ear has heard,
and what no human mind has
conceived"
the things God has prepared
for those who love him
1 Corinthians 2:9



after the baby was born. It was a hard 90-mile walk, and Mary was ready to give birth, so her tummy was very big. The road was probably crowded with all the people who also had to go to Bethlehem. The city might be full of visitors, and it was. Mary and Joseph couldn't find a place to stay except a place where animals were sheltered and fed at night. There was a food trough there to use as a baby bed and it was warmer than it would have been out in the open fields. There wasn't a clean hospital, or doctors and nurses to help. Perhaps God wanted to let us know that his son is humble and not rich and important, demanding the best facilities available in the world. He knows what life is like for every single one of us. Nobody has it so bad that Jesus can't understand what they are suffering. We will discover many more miracles that God did on that very holy night. He had a BIG plan, that covered all times and all peoples, bigger than they could imagine. The hard things that Mary and Joseph went through might have seemed like God wasn't helping them like they expected. He has a big plan for you too, so when hard things happen in your life you can trust God that his plan for you is bigger and beyond what you can imagine. I Cor 2:9



Questions and answers



1. How far was Bethlehem from Nazareth?

About 90 miles

2. Did they walk or ride a couple donkeys or horses? Look in the Bible to find your answer.

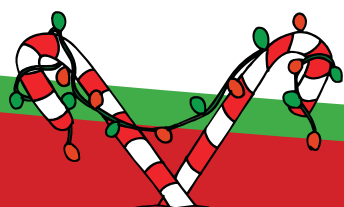
The Bible doesn't say. Sometimes we see pictures and we assume that the picture must be right. It could just be an artist's idea. When Mary and Joseph brought baby Jesus to the temple for the required purification ceremony 40 days after his birth, they couldn't afford the customary lamb, so they bought turtle doves. It's likely they also couldn't afford a donkey, which would have been a luxury for a carpenter since he didn't use it in his work.

3. If you were Mary or Joseph would you want to blame somebody for forcing you to make that long trip at such a bad time? Would you blame Caesar Augustus for the census, God for making a pregnancy at such a bad time, or bad luck?


Sometimes we want to blame our parents, or somebody for everything difficult that happens in our lives. Help your students recognize that blaming doesn't solve anything. We need to become tough enough to endure difficult times and ask God to help us have a good attitude and walk through the hardships with faith that He has it all under His control.

4. How far in advance of the birth of Jesus did Mary and Joseph have a name picked out? Did they choose from many names, like a big list of possibilities? What about you? When did your parents pick your name? Do you know what it means? What was the meaning of the name, Jesus?

God told them to name their baby Jesus. They did not get to pick out a name or name him after a family member. The Bible tells us that even before Mary was pregnant, the angel told them to name him Jesus. The angel also told them he would be called, Emmanuel which means "God with us."



Crafts




Room in my heart for Jesus

Instructions:

1. Punch out the half heart shapes and give one of each color to each student.
2. Demonstrate how to weave the strips so that the colors alternate.
3. When the students have woven their hearts correctly, glue the end of each strip into place.
4. Discuss what areas of their hearts they might not have made "room" for Jesus.

Examples: Screen time, giving attention to siblings, sharing with others (food, toys, etc.) Helping parents, being kind, not being content and wishing for more of anything.



Snacks



1. Heart skewers

Ingredients:

- Small sausages
- Sticks for skewers
- Ketchup

Preparation:


1. Cut the sausage in half diagonally.
2. Slant the parts to make a heart shape.
3. Put them on the skewers so they do not separate
4. Decorate with ketchup to the tastes of each child.




Game

1. Gift-wrap Race

Divide the children into teams and place them in rows according to their age (You may need to help small children). Place in front of each team a small box, wrapping paper already trimmed, and adhesive tape. When you say now! the first child in the row must run to the box, take paper and tape and wrap it. Then he returns to his team, touches his friend's hand. The friend repeats that, and so on until all his team has applied a layer of paper to the present. The team that finishes first is the winner.




Student's Books Easy



Difficult


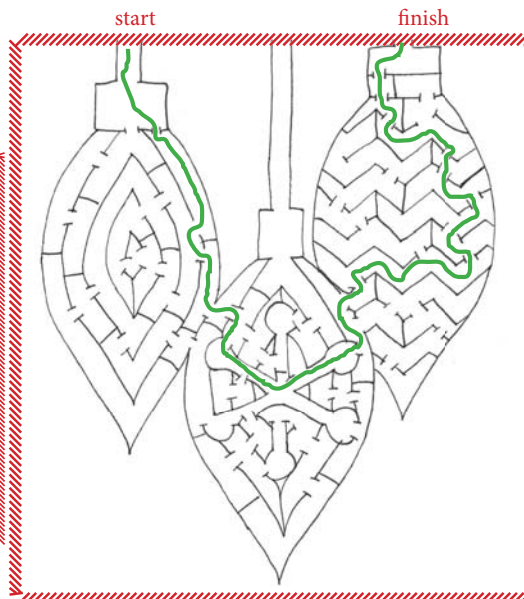
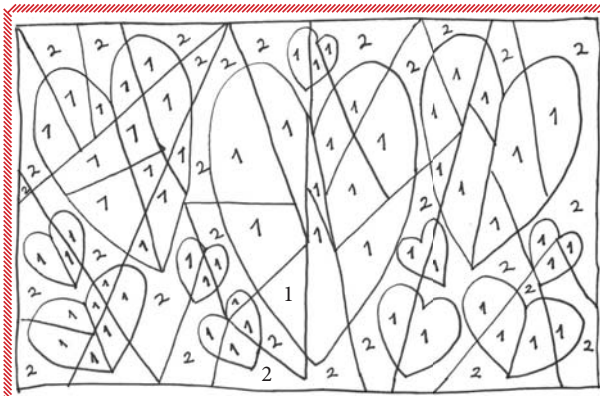


Medium



God sent an angel named Gabriel. The angel visited Mary and Joseph to tell them that they would have a baby who was the son of God.

They lived in a city called Nazareth. Mary and Joseph had to go to Bethlehem to obey Caesar, who said every person must go to the birth place of their family, to pay taxes to Rome. The city of Bethlehem was full of travelers, so they couldn't find a place to stay, except for a stable. Mary gave birth to the son of God there.



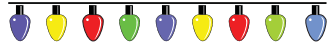


20 Come, All Ye Faithful

Bible Story: Some shepherds make a good choice
Luke 2: 8-20



Introduction

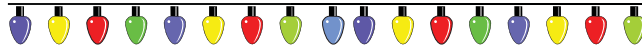


The song “O Come All Ye Faithful” was originally written in Latin and was called “Adeste Fideles.” Most people believe that the author is John Francis Wade, an 18th-century hymnist. He was born in England and then fled to France after the Jacobite rising of 1745 was crushed. (An attempt by king Charles to regain the British crown.) As a Catholic layman, he lived with exiled English Catholics in France where he taught music and worked on creating church music.

“O COME, ALL YE FAITHFUL”

O come, all ye faithful
Joyful and triumphant!
O come ye, O come ye to Bethlehem;
Come and behold him
Born the King of Angels:
//O come, let us adore Him, //
O come, let us adore Him,
Christ the Lord
Sing, choirs of angels,
Sing in exultation,
Sing, all ye citizens of heaven above!
Glory to God, Glory, in the highest.

Main Lesson



Welcome back! Christmas is an exciting time for us! Even before such a holiday existed, there was an exciting night for some shepherds doing their slightly boring job of watching over sleeping sheep. I think it was more exciting than looking forward to Christmas is for us! Last week we learned that God planned every detail. Today people plan some details too. People make a list of friends and family to send baby announcements to. Who should God announce the birth of His own son to? He could have told a few important people in Bethlehem about it. However, He sent an angel to make the announcement to some shepherds in the fields outside of the city. That would be scary!

What did the angel say? “Do not be afraid. I bring you good news that will cause great joy for all the people. Today in the town of David a Savior has been born to you; he is the Messiah, the Lord. This will be a sign to you: You will find a baby wrapped in cloths and lying in a manger.” Today we send a simple card saying the name of our new baby, or we post it on Facebook. He sent angels for His baby announcement! Think about yourself doing a job that is just the same day after day, pretty boring. What would it feel like to have angels suddenly appear and talk to you? An angel even told the shepherds about the BIG plan. The baby in that manger in Bethlehem is the Savior, the promised Messiah. It’s good news for the whole world! God chose shepherds to have that experience and gave them the chance to be the very first to visit His son. He has chosen you too and given you a chance to know Jesus as your savior. You can ask Him to save you from your sins, forgive you, and trust Him to

Bible Verse

“Glory to God in the highest heaven,
and on earth peace to those on whom his favor rests.”

Luke 2:14



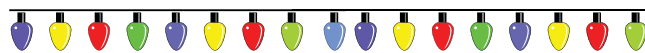
show you how to serve Him. You can decide, like the shepherds did, to worship Him and tell others about Jesus.

After the shepherds heard about God's plan, the next thing they saw was spectacular. A great company of angels joined the angel saying, "Glory to God in the highest heaven, and on earth peace to those on whom his favor rests." The shepherds talked about it and decided to go to Bethlehem and see what had happened. So, they hurried off and the found Mary and Joseph and baby Jesus. What would you do after that? Yes, they went and told everybody about everything they had seen and heard. They were amazed that everything the angel had said was true. They praised God and glorified Him.

We get that privilege today, too! We can make the same good choice that the shepherds did. We can believe everything God says is true. We can tell everybody about everything we know about God's plan and what He has done for us by giving us Jesus to live on Earth. We can praise and worship Him like the shepherds and angels. "Glory to God in the highest." We can be faithful and invite others, "Come let us adore Him, Christ the Lord."



Questions and answers



1. What was the name of the angel that talked to Mary? What was his rank amongst angels?

His name is Gabriel. He is an archangel.

2. What is another time that angels are joyful today? Look at Luke 15:10

Angels rejoice today about every person who realizes that they are a sinner, repents, and becomes a Christian.

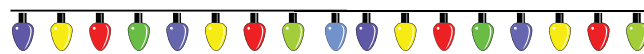
3. What did the shepherds do when they found baby Jesus laying in a manger?

They spread the news about what had been told to them about Jesus. They praised God for all the things they had seen and heard.

4. What can we do today when we find Jesus?

The same as the shepherds did: we can praise God and thank him for showing us the way of salvation and how to become Christians. We can tell everybody we know that we believe in Jesus.

Crafts



2. Making the Puzzle

1. Give each student a printed square for the finger puzzle

2. Color all of the pictures.

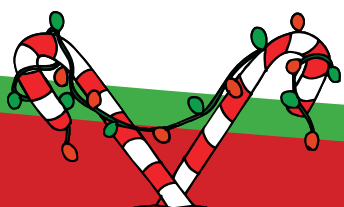
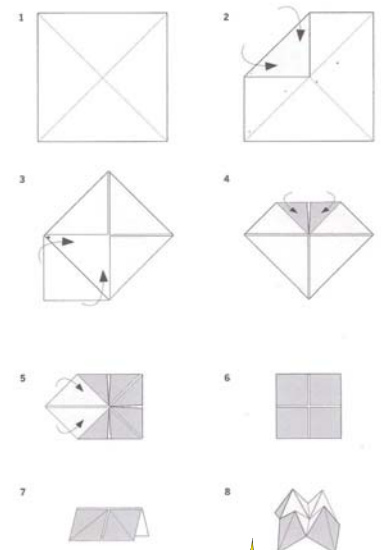
3. Demonstrate how to match 2 corners and press a fold. Repeat. This is to show where the exact center is. (figure 1)


3. Unfold and lay flat, next fold each corner tip into the center stopping exactly at the center line. (figure 2)

4. Flip the folded paper over and repeat folding each corner into the center point. (figure 4 and 5)

5. Fold the square in half. (figure 7)

6. Gently pull each corner point into the center, forming finger pockets. (figure 8)





Snacks



2. Walking stick

Ingredients:

- Candy canes
- Bananas
- Strawberries

preparation:

1. Cut the banana and strawberry into small slices.
2. On the candy cane thread a piece of banana and one of strawberry.
3. Continue alternating one of each until the entire candy cane is covered.



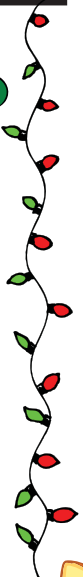
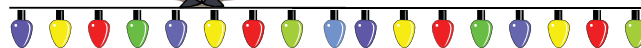
Game

2. The Musical Gift



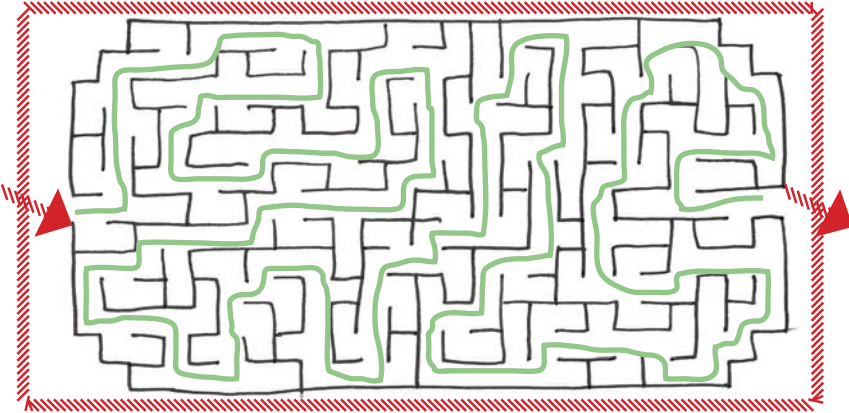
Prepare a gift wrapped in several layers of Christmas paper. Children sit in a circle and the gift is given to one of them. The teacher plays Christmas music, and while the music plays, the children pass the gift around the circle. When the teacher stops the music, the child who has the gift removes a layer of paper. In each layer of paper put some chocolate or a small prize, so the child who unwraps that layer gets a gift. Repeat with passing until the music stops and opening it. The child who removes the last layer of paper is left with the greatest gift.

Student's Books

Easy



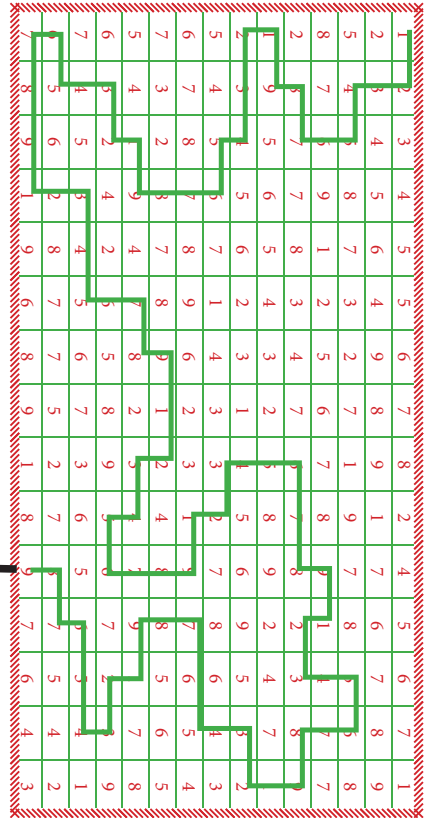


Medium



Difficult

E	R	O	D	A	O	S	A	V	E
J	E	F	I	N	D	D	N	S	C
D	M	A	N	G	E	R	G	U	A
R	C	A	L	E	T	E	L	S	E
O	H	O	Y	L	S	H	E	E	P
L	R	I	H	S	L	P	G	J	E
Y	I	Y	B	A	B	E	O	I	G
T	S	E	H	G	I	H	T	O	N
A	T	O	C	R	I	S	D	I	G



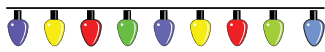


3 Away in a Manger

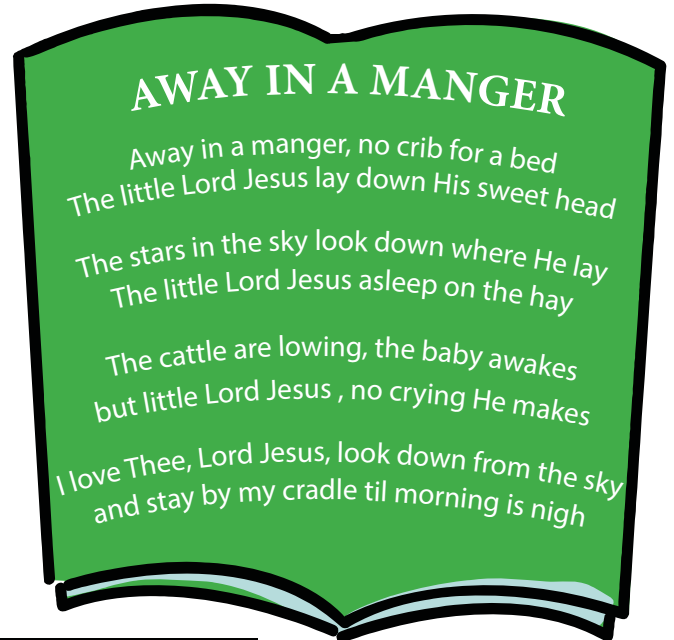
Bible Story: No room for Jesus
LuKe 2: 6-7



Introduction



This song was first published in a Lutheran children's Sunday School curriculum in 1885. There is a lot of controversy around who wrote the lyrics to this song. Many thought it was written by Martin Luther, the founder of the protestant reformation, and they thought it was "Luther's Cradle Hymn". However, after many studied the facts, they have concluded that he did not write it, and it is a mystery who wrote this famous and well-loved song! However, there is no mystery regarding that fact that this song has touched hearts and lives for generations.



AWAY IN A MANGER

Away in a manger, no crib for a bed
The little Lord Jesus lay down His sweet head
The stars in the sky look down where He lay
The little Lord Jesus asleep on the hay
The cattle are lowing, the baby awakes
but little Lord Jesus, no crying He makes
I love Thee, Lord Jesus, look down from the sky
and stay by my cradle til morning is nigh

Main Lesson



Welcome back for a chance to learn more details about what happened the special week when Jesus was born. It was interesting to learn all the miracles that God arranged even before He was born in our first lesson. Then we learned some shepherds saw real angels and learned about God's plan of giving us a Savior. The Bible tells us that there is joy in the presence of the angels of God over one sinner who repents. I can imagine them rejoicing each time a child accepts Jesus into their heart and chooses to become a Christian.

"Away in a manger, no crib for his bed..." how did that happen? The Roman census forced Mary and Joseph to leave their home and travel to Bethlehem because they were descendants of


David. They couldn't find any room to stay in. Babies come when they are ready to, whether it is convenient or not. Jesus came even though there wasn't room for him and there wasn't a crib waiting for him to sleep in. There weren't doctors and nurses in a clean hospital room.

When He comes today, sometimes he still finds there's no room for him in our hearts or our lives. When he comes today, it isn't with amazing announcements by angels when we are out walking in a field. Some people find Him by asking Him to come into their hearts and lives. Some people find Him by reading the Bible and realizing that everything about Jesus is true and really happened. They are lost if they don't believe in Him and make Him their Lord and Savior. Some people realize that

life isn't going well, and they need help, so they turn to God and ask for His help and discover that Jesus is the answer. People can make an important decision like that and still not give Him room in their lives. Some people might think that giving him

Bible Verse

"Yet to all who did receive him, to those who believed in his name, he gave the right to become children of God" John 1:12



part of a Sunday is enough. They won't let him have a chance to say anything about their friends or activities during the week. They don't want council or guidance.

Will you make room for Him? If you are thinking, "yes, I will" then let us pray out loud together and talk to Jesus. "Jesus, I want You to have room in me. I am sorry I've closed the doors on some rooms in my life and my mind. I want to open everything up to You. I welcome you into my life as my Lord and Savior. Thank you for dying for me, forgiving me, and teaching me how to live like You want me to live."



Questions and answers



1. Why did Joseph bring Mary with him to Bethlehem to pay the taxes?

She was also in the lineage of David and had to go there for her taxes. This was fulfilling Micah's prophecy from hundreds of years earlier.

2. Where did Jesus sleep on his first night on earth?

In a manger, which is a feeding trough for the animals.

3. What animals were there when Jesus was born? Is it true like the song says that Jesus didn't cry?

These are a trick questions because the Bible doesn't tell us, so we really don't know.

Sometimes we see pictures or nativity scenes and we think they must be true. We know that Jesus cried when his friend Lazarus died. This tells us that it's not wrong to cry when we are hurt or sad.

4. Where are some places today where there's no room for Jesus?

Allow the students to discuss many places (taverns for example) but lead them to discuss areas in their lives where they restrict Him to enter and change them. Examples: thoughts, friends, video games, movies, food, money, time, obey parents, responsibilities at home or school, language, Cell phones, sharing things with siblings, etc.



Crafts



I will give Him my heart

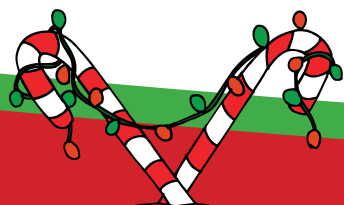
1. Punch out the heart shapes and give one of each color to each student.

2. Demonstrate how to weave the strips so that the colors alternate.

3. When the students have woven their hearts correctly, glue the end of each strip into place.

4. Discuss what areas of their hearts they might not have made "room" for Jesus.

Examples: Screen time, giving attention to siblings, sharing with others (food, toys, etc.) Helping parents, being kind, being content



Snacks

3. Manger

Ingredients:

- Cheetos
- Small marshmallows
- Rice Krispy cereal bar

Preparation:

1. Cut the rice Krispy cereal bar in half.
2. Join the Cheetos body using a toothpick to the marshmallow head.
3. Place the baby (marshmallow and cheeto) on the rice krispy bed.



Game


3. Musical Chairs

Several chairs should be placed back to back. The number of chairs should always be one less than the number of children. When the music plays, the children dance around the chairs. When the music stops, everyone must sit down. The child left standing leaves the game. In each round remove a chair. The final child sitting is the winner.

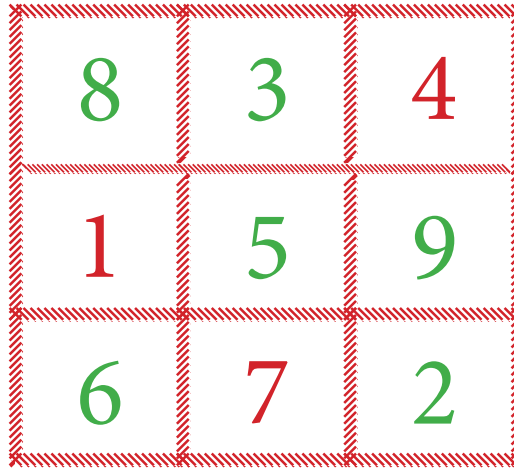



Student's Books



Easy



Difficult



Medium



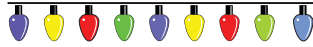


4 We three kings

Bible Story: Looking for the King of Kings
Matthew 2: 1-18



Introduction



"We Three Kings" is a Christmas carol that was written by John Henry Hopkins Jr. in 1857. At the time of composing the carol, Hopkins served as the rector of Christ Episcopal Church in Williamsport, Pennsylvania, and he wrote the carol for a Christmas pageant in New York City. Many versions of this song have been composed and it remains a popular Christmas carol around the world.



WE THREE KINGS

We three kings of Orient are
Bearing gifts we travel so far.
Field and fountain, moor and mountain,
Following yonder star.

O star of wonder, star of night,
Star with royal beauty bright,
Westward leading, still proceeding,
Guide us to thy perfect Light.
Born a king on Bethlehem's plain,
Gold I bring to crown Him again,
King forever, ceasing never
Over us all to reign.

Main Lesson



Welcome back to Christmas Melodies where we are learning songs that people have written to sing their praises to God and feel the mystery and awesomeness of the birth of Jesus. I hope you have felt a new depth of understanding of what happened and what a gigantic plan God had for you and me, 2,000 years ago.

Bible Verse

"Ask and it will be given to you; seek and you will find; knock and the door will be opened to you. For everyone who asks receives; the one who seeks finds; and to the one who knocks, the door will be opened."

Matthew 7:7-8

In a country far away, to the east of Bethlehem, there was a group of men, called the magi, wise men, or the kings from the Orient. They had the job of studying and knowing all the prophecies and the movement of stars. It was like being a university professor of astronomy, astrology, literature, and history. Imagine their surprise when they saw in the sky the exact thing they had read in the prophecies and they knew it was a sign of the birth of a new king of the Jews. Wow! There's the star! They decided to go, find him, and worship him.

They stopped in Jerusalem where King Herod lived. They told him they had seen the star and were looking for a baby destined to be King of the Jews.

This worried King Herod. He asked the religious experts, and they told him that the place of birth in the prophecy was Bethlehem.

King Herod told the traveling magi where to look. He told them to come back and report to him. He pretended he wanted to go and worship the baby just as they were doing. Secretly however, King Herod didn't want a



new king. He had plans to prevent anyone who might threaten his right to be king from getting a chance. The magi followed the advice from the experts in Jerusalem and found baby Jesus living with his parents in a house in Bethlehem. They gave him the gifts that they had brought of gold, frankincense and myrrh. They also bowed down before him and worshiped him. They did not obey King Herod. They were warned in a dream, so they returned to their country by another route. Jesus's daddy, Joseph, also had a dream where an angel of the Lord appeared to him and told him that his family was in danger from King Herod. "Escape to Egypt, and stay there until I tell you", said the angel. They obeyed, and King Herod never found Jesus.



The magi came a long way from their country to worship Jesus and it shows us that God sent his son for all people not just the Jews of Israel. It also shows us how gigantic was God's plan. The number of events that came together is not coincidentally possible. God planned it all. Wise men still seek him. The men in our study today were very learned scientists and top officials in their kingdom. It was worth the long walk or camel ride and the expensive gifts for Jesus to find Him. What is it worth to you?

Questions and answers

1. Why do you think most nativity scenes and pictures show us only 3 kings or magi?

This is based simply on the three gifts listed in the bible. There might have been many more than three. They would normally have come on a long trip like that with many servants. It wasn't safe to travel alone, so they would have been part of a caravan in those days. They had precious cargo and didn't want to be robbed on the trail.

2. What gifts did they bring? What would you give to a baby today?

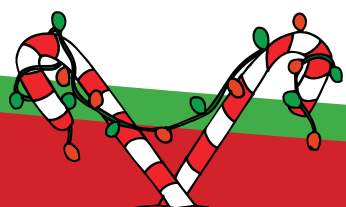
Gold, frankincense and myrrh were their gifts. Today we might give diapers, clothing, and toys.

3. Did the kings come to see Jesus right when he was born like all the pictures show?


No, probably not. This is another tricky question to help us look very carefully at the Bible and think. The Bible says they came to his house, so by the time they got there Mary and Jesus had found a house to live in. Another thing to think about is how long it would take them to travel from the first sighting of the star. Bible scholars think Jesus was a toddler because of the terrible decision of King Herod to get rid of a chance for a different king to take over. He did not want to take a chance of losing his important power in Israel. He ordered all children under the age of 2 to be killed, not under the age of 1, or just babies.

4. How can people seek him today? Do we have to ride a camel hunting for a special place?

There are many ways to look for Jesus today. The important thing is that we do. He tells us if we seek for Him we will find Him. Some examples are: The Bible, prayer, Christian people, Christian movies and music, online Christian teachings, churches, etc. (Matthew 7:7-8)




Crafts



Gifts for the King of Kings Hanger

Instructions:

1. Unmold the stars and the title banner, give one to each of your students.
2. Allow children to color their stars and the banner as they wish.
3. Tie the string to the title and to each star as shown.
4. Discuss what gifts we can give to Jesus today.




Snacks



4. Crown of the King

Ingredients:

- Sandwich bread
- Thin sliced ham
- Mayonnaise



Preparation:

1. In each of the loaves of bread cut a crown out.
2. Spread mayonnaise between two layers of crowns.
3. Put on a slice of ham
4. You are ready to eat a delicious crown.



Game

4. Statues

When the music sounds the children dance at their own pace. When the music stops they all become statues and cannot move. The child that moves leaves the game. The last one remaining is the winner.


Student's Books



Easy

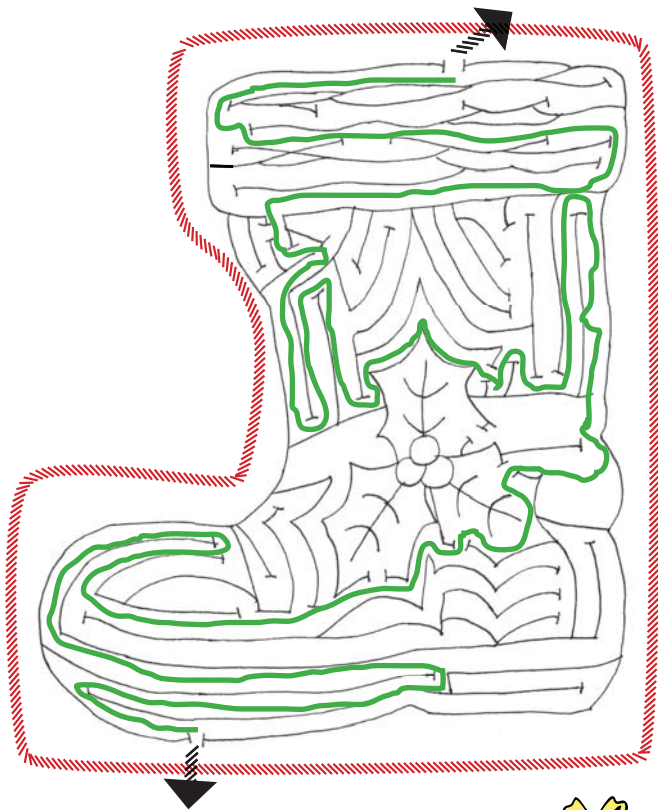
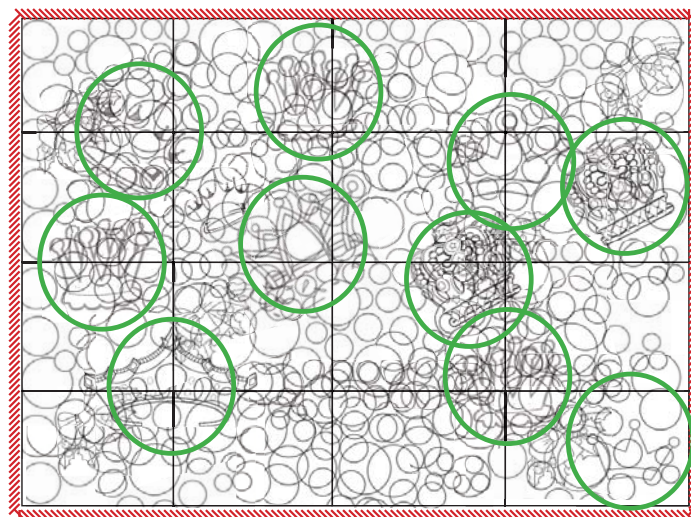


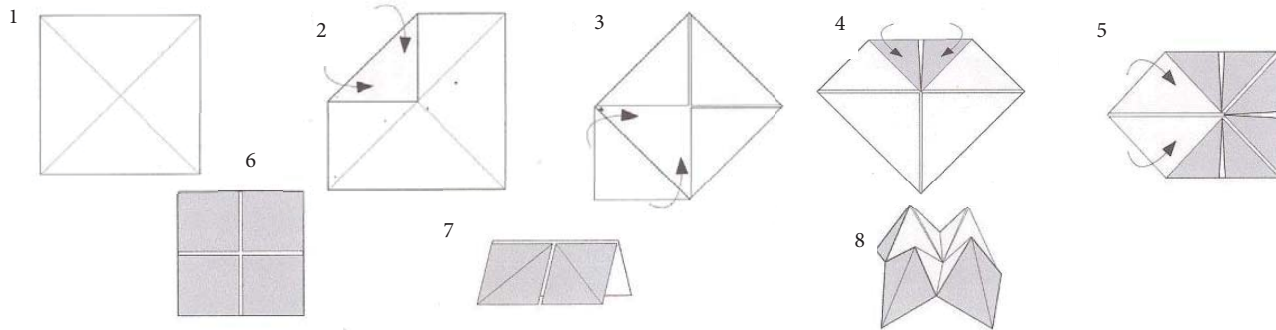
Medium





Difficult

A	S	A	M	T	S	I	R	H	C	M	Y
S	D	Y	E	S	U	O	H	E	Y	O	D
U	M	L	S	R	M	A	E	R	D	L	O
S	T	F	I	G	A	M	R	C	O	E	G
E	C	H	I	H	N	H	O	G	I	V	E
J	E	S	U	I	C	I	D	S	T	A	R
E	S	N	E	C	N	E	K	N	A	R	F
P	E	P	A	C	S	E	G	Y	P	T	E







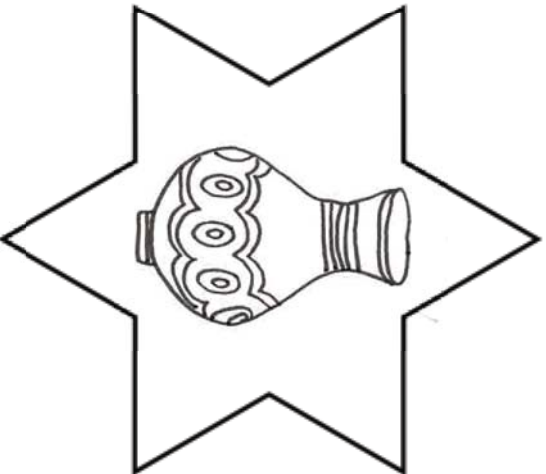



	<p>Why do we celebrate Christmas?</p> <p>“Ask and it will be given to you; seek and you will find; knock and the door will be opened to you. For everyone who asks receives; the one who seeks finds; and to the one who knocks, the door will be opened.” Matthew 7:7-8</p>	<p>What do you think the shepherds told their friends in Bethlehem after they left the stable? What can you say today about finding Jesus?</p>	<p>What could someone give to the Lord?</p>
	<p>Glory to God in the highest heaven, and on earth peace to those on whom his favor rests.</p> <p>Luke 2:14</p>	<p>Why did Jesus come into the world? Why did God send a baby?</p>	<p>However, as it is written: “What no eye has seen, what no ear has heard, and what no human mind has conceived” the things God has prepared for those who love him 1 Cor 2:9</p>






Gifts the King of Kings



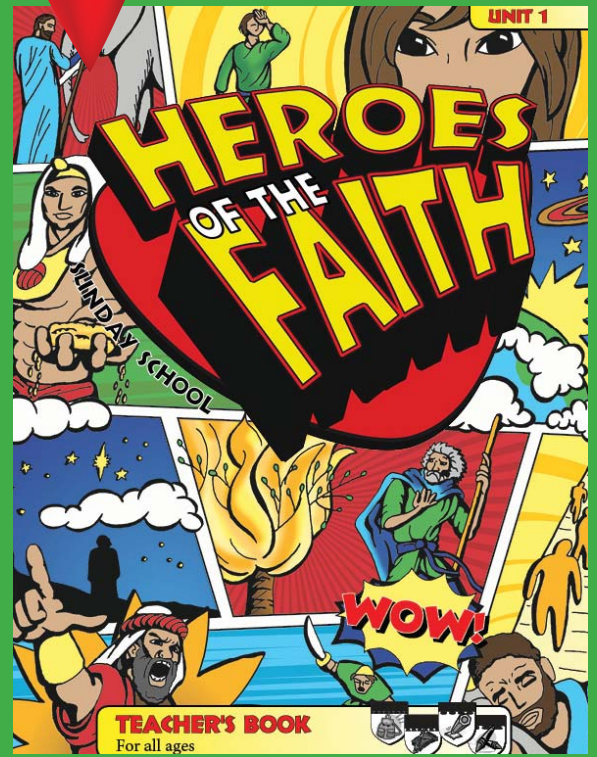
Do not miss our new materials!

Visit our website for all kinds of surprises!

VBS



SUNDAY SCHOOL



Teacher Book
Christmas Melodies



www.ChildrenAreImportant.com
info@childrenareimportant.com
We are located in Mexico.
00-52-592-924-9041

Children are Important