

Let's Celebrate
Mom






Contents

Presentation.....	2
Activities	3-4
Decoration	5-6
Phrases.....	7-8
Crafts.....	11-12
Poems.....	13-15
Recipes.....	16
Sermon.....	17-18
Suggested Program.....	18





Presentation

It is a pleasure for me to present you some ideas to make your celebration on Mother's Day. Together we'll organize special and very carefully moments selected to honor our mothers.

We'll get ready to celebrate mothers and it is a very good excuse to work alongside our team on: dramas, special events with children, decorating the church, raising funds, etc.

Enjoy this series of ideas so you can have a starting point for the most creative activities in your church and with your kids.

Any comments and stories, do not forget to let us know! It will be a blessing to get to know you and learn with you.

Happy Mother's Day!

Mavet

Mavet
María Verónica Toj
Children are Important
Los Niños Cuentan
mavet@losninoscuentan.com
Facebook: Ovejamavet





Activities

- * Put a creative name to your activity: Queen of the Party, Cutest Flower, Super Mom, etc.
- * Decorate everything with golden stars. It can be a night of stars.
- * When entering your activity, treat them like queens, with crowns of shiny paper to write their names. They can also be plastic to take them home.
- * In the end you can give them a very colorful diploma and a reward to all the participants. The best smiles, the smartest, the funniest, the most loving, the best partner, invited to the party, etc.
- * Female sleepover. An idea to share between daughters and mothers. Every girl should go with her mother and participate in super fun activities, at the end stay in sleeping bags. If their mom is not there they can invite an aunt, friend, etc.
 - Your program may include: campfire, manicure, face masks, movies, snacks, anecdotes, songs (karaoke) contests, etc.
 - You may do contests of: pajamas, slippers, hairdos, the ones that are dressed alike, etc. The dinner can also be a special and detailed moment for them.
 - Do not forget a devotional talk to mothers and daughters. The closure may be a very special breakfast, just dawning on Mother's Day.
- * You can do a photo shoot where children will wear something characteristic of their mother. The more it looks like their mothers, the funnier it will be.

* Make paper ties for your kids, let kids decorate them themselves and wait at the door for their moms to arrive, like true gentlemen waiting for the queen.

* You can organize the children to arrive dressed similarly or looking like their mothers.

* Prepare and practice with the children, parents and other family members special points as poems, contests, exhibition of drawings, games, etc. to participate in family.

* Surprise Mom with a mural of her best pictures.

* Elaborate a Hall of Fame or Walk of Stars in a part of your church using photos or stars with the full name of each mother.



* Do not forget the children who do not have their mothers nearby or who has died. (A moment of silence, a special area called Heaven, with photos or drawings of clouds or stars. A special point to have a testimony from a woman who is important in the child's life).

* Don't forget the wife of the Pastor of your church.

* Honor with flowers the oldest mother of the church, the mother with the most children, etc.

* A few days before with a simple camera you can record greetings of your children and present them during the celebration.

* On one occasion we collected large cardboard boxes and decorated them as gifts on the stage. We told the mothers that the nursery children had a surprise. The boxes are opened with the kids inside them with paper hearts in their hands and saying a poem.





Decoration



* On blank paper you can create 'Bags' designs to decorate every chair where mothers will seat.

* Place colored ribbons or a crown made of gold paper behind each chair.

* Balloons will always be a good tool for decoration. Combine the colors and place them in a special way. One suggestion is the flowers shape made out of balloons.



Flower made of Balloons

Inflate a long balloon of a color that you please until the end, and let out a little air so it is tender. The idea is that the balloon appears completely inflated, but if you push on the two sides you should be able to touch your fingers without any problem. Tie down the neck of the inflated balloon by the other end to form a ring.

Divide the ring into three equal parts. Twisting and double every third. Hold the three thirds in the form of a 'Z'.

Now you have three small rings and they're connected. Hold each end of the 'Z' (points A and B) and push the center. Now the central parts of the 'sausages' (point C) form the 'peaks' of the petals.

Then twist to attach the petals. This part is a bit complicated, we must force the balloon a little bit. So

the kinks are hidden, and we will get six smooth petals. For the stem, inflate a green balloon, moldable 260 or 160 and insert the smooth end (not the node) through the center of the petals (it gets through a side to the center).

Divide the remaining green balloons in three, and fold them to form a 'Z'.

Take the three branches at once, and twists in half. This forms two leaves and a stem. Now, place the flower in a nice base!

* *Hanging Hearts*

What you need is the following:

- Cardboards in colors that you like
- Scissors
- Moulds of a Heart
- Markers
- Fishing thread

Use the mold of a heart and draw different shapes with markers. Cut and divide them. Take advantage of the shapes that are accurate, like the edges of the cut figures.

Finally, we just have to pass the cut hearts through the fishing line in a vertical line, one below the other. If we want to create a nice effect, we can alternate the size and colors of the hearts to make it more decorative.

* You can use flags made of fabrics in colors of your choice or all colors.





Phrases:

- When it comes to love, 'Mom' is the right word.
Unknown

- A mother understands what a child does not say.
Jewish Proverb

- A mother is a person who seeing there are only four pieces of pie for five people, promptly announces that she does not like cake. Tenneva Jordan

- Someone asked a girl where was her home, she said, 'where my mother is.' Keith L. Brooks

- For an ear of a child, 'mother' is the magic word in any language. Arlene Benedicto XVI

- One of the greatest human needs is having someone ask you where are you? when you don't come home at night. Margaret Mead

- A mother always has to think twice, once for herself and once for her son, for herself and her son. For herself and her son. Sophia Loren

- All I am I owe it to my mother. I attribute all my success in life to the moral, intellectual and physical education I received from her. George Washington

- I remember my mother's prayers and they have always followed me. They have clung to me all my life. Abraham Lincoln

- A mother's love is peace. It does not have to be acquired, it does not have to be deserved. Erich Fromm



- A mother loves her children, even if they don't deserve to be loved. Kate Samperi

- My mother had a slender, small body, but a big heart - a heart so big that everyone's joy finds welcome accommodation in it, and hospitable. Mark Twain

- I love my mother as much as the tree loves water and sunshine - it helps me grow, prosper, and reach great heights. Terri Guillemets

- Life began with waking up and loving my mother's face. George Elliot

- A mother is one who can take the place of all others but whose place no one else can have. Cardinal Mermillod

- All women become like their mothers. It's awful. No man can do it. Oscar Wilde

- Being a full-time mother is one of the highest salaried jobs in my field, since the payment is pure love. Mildred B. Vermont

- Of all of women's rights, the greatest one is to be a mother. Lin Yutang

- I praise the eternal Father, not because he made them beautiful, but because he gave a mother's heart to all of them. José Hernández

- All I am and hope to be, I owe it to my sainted mother. No man could ever be poor whose mother is a woman of faith. Abraham Lincoln.

- Mother is the name of God in the heart and lips of children. William Thackeray


- Teach me your mother's face and I will tell you who you are. Khalil Gibran





* *Mothers of the Famous*

Collect clippings of characters, artists, politicians, paintings, etc., of well-known people. You can play in groups or mothers and children, deliver to each group a different picture. When they have it, they should write what would the mother of this character say if they saw that picture in that moment. Then, they would share to the entire group the picture and what they wrote.



* *Guessing Vegetables*

Take several fruits and vegetables of all kinds wrapped snugly in foil to mark their shape. Put them in a box and cover the eyes of the mothers. It can be played in teams. Some go first, put their hand into the box, they take the vegetable out and they have to guess what's the vegetable. They should only have one chance. If you do not guess, the next team passes. The team with more vegetables guessed wins. You can add difficulties like say quickly what would they cook with the vegetables. What would they use instead of that, etc.?



* *The Queen's Crown*

Make a large drawing of a queen without a crown, without the rod and without the cape. Paste it on the wall at a height that everyone can reach the top of the drawing. The game involves mothers, blindfolded they must place the missing parts in the right place. Each part they place must have adhesive to paste it where it's appropriate.

* *Stand Up— Sit Down!*

Give each participant a number (several participants may have the same number). Then tell a funny story that has a lot of numbers, and the person or people with that number must stand. Tell the history faster and faster each time.

* *Missing Words*


After the welcome begin with this game: in 3 minutes you must find, the mother and her children, as many hidden words in: 'Happy Mother's Day' (sad, may, had, etc.) The team that writes the most words wins. (Ten prepared gifts)

* *The stars*

You need to draw several colored stars on the floor of your living room, you can make them with tape or you can take them made of paper. Some will have to be so big that two people can be inside, others for four people, etc. Make fewer stars than the number of people. Mark an exit point. When you give the signal, all the mothers go and look for a star to stand inside, before you say: Time.

All participants should remain standing and without moving, if they touch one edge of the star or are with one foot inside and another outside, it does not count.

Like the game of chairs, you can remove the stars to add difficulty to the game. You can also reach a winner who will be the star of the game.





* Cook Book

They are not common recipes and the children will write them with their own hands. They write them, but in their version, that is, with what they believe their moms make their favorite foods. It will be fun for the kids to express their thoughts on Mom's food. Use colorful sheets and fun covers.

* You can get flip-flops or sandals in plain colors and have children decorate them by gluing things or painting with acrylics. They can be: sea shells, colored bows, scraps of cloth, slats, pieces of felt, etc. You can do the same with white mugs and acrylics or special paints for ceramics.

* Flowers for Mom

Ingredients:

- Chocolates in colors and sizes: mini size for the center.
- White and pink for petals in regular size.
- sugar glass Triple A and water droplets for the glue.
- Kicks of skewers - Bags of transparent cellophane
- Decoration tape

Instructions: Prepare the glue to paste your figures in a glass with a little sugar glass and only a few drops of water. Move with a spoon until it has a sticky consistency. Add drops of water if necessary or more sugar glass if your glue is very light. (You can also get it already prepared in the pastry) Add in the water the tip of the skewer and then you go through it completely for a regular sized candy until you reach the other side of the candy, and then a mini for the center of your flower.

Between the union of each place a little of your glue. You have the basis of your picture. Now place the chocolates to the right and to the left to form your flower and attach it with the glue. Let it dry for a moment and place it in a cellophane bag and close it with the ribbon of your favorite color.

* Bag with chocolates

Materials

- Fabrics and threads of your choice - Small chocolates
- Gift paper to your choice

Use simple fabrics. Cut the size you want to take into account the space to close the pouch and ribbon at the top. Write the text to be embroidered with a pencil and do the embroidery on the letters. Sew the sides and close the bag with ribbon. To the chocolates, remove the original wrapping and write love phrases in the new paper. Proceed to re-pack. Place inside the bag and you would surely surprise mom every time she eats a chocolate.

* Flowers with Lollipops

Lollipops of Candy placed on paper hearts. Use a little glue and in a few minutes you have a very sweet and colorful bouquet. You can present them by inserting them in a small pot, or making a bouquet with colored paper.

* Puppet with lots of love

You need:

- Cardboard in the color you like – Holes remover - Scissors
- Markers - Glue - Adhesive Mobile Eyes

Procedure: Cut a cardboard heart and drill a hole for each finger in the bottom of the heart (the fingers should fit comfortably through the holes). Decorate the heart with markers, adding facial features and write a message on the back. Finally, glue your mobile eyes and encourage your children to give messages of love to Mom.

* Decorated Mirrors

Something that Mom will not resist using every day is a mirror. There are all sizes and shapes. You can bring various materials for the children to decorate. They can be sea shells, sand, clothes hooks, wooden sticks, ribbons, buttons, paper, foamy, plastic lids, paper, stickers, etc.






Poems

* Ropa Limpia

I kissed her hand and smelled of soap:
I carried mine against the heart.
I kissed her hand briefly and delicately
And my mouth was fragrant.
Clean girl, who dares you,
That like your hands smell new clothes.
I kissed her curly hairs:
If they also smelled of washed clothes!
What lymph you wear your body and your clothes?
In what pure source do you wash your face?
Clean little girl, if you're a drink
Filled with clear water. *_Luis Cardoza y Aragón*

* Mamita

Mamita, mamita how lovely you are,
Looking at these flowers your daughter gives you.
Smile, my beautiful mamita,
My eyes look at your sweet face,
You look like a princess, a real princess
Dressed as a fiend, my sweet mama.
Mom, the best word.
I can say that mom is the best word
Because I'm not just telling the person
That gave me life, but the one that gave
Life for me, that on sleepless nights
There was always light for me.
It's the best word out of my voice
When something did not come out that I expected.
I just ask that they never erase from my memory
That word that I never want to forget. *_Anonymous*



* *Acrostic to the mother*

(Mother)

Mymom is sweet and special.
Open-hearted and wonderful;
Tactful in her daily speech.
Her wisdom is a course to teach.
Emblematic of devotion and sacrifice,
Rare insights and sensible advice!
-Anonymous

* *Gift on "Mother's Day"*

Beautiful Mommy,
Good mom
Today on this day
With pleasant emotion;
I came here to tell you
I love you so much
And to give you
an offering
with this song;
I asked the heavens,
A white star,
To the green fields,
I asked for a flower.
At the quiet night,
A moonbeam

To the sea a pearl
And a trillion to the
sparrow.
When I had everything,
I join you with kisses,
It's what I have
And that's what I give
you.
I tie it with bows
Of love
And inside, deep inside
...
My heart goes to you!
ón!
-Anonymous



**You knit me Together*

You knit me together in my mothers womb, you knit me together in my mothers womb. I praise you, I praise you. You knit me together in my mother's womb. (repeat)

Because I am fearfully and wonderfully made, because I am fearfully and wonderfully made I praise you, I praise you because I am fearfully and wonderfully made.

I praise you, I praise you. You knit me together in my mothers womb.

-Steve Green

Suggestion:

Poems like this or written by children, you can print them and fold the sheet and place on a decorated plate and deliver to the mothers when they enter your activity. One dish and one poem per child.






Recipes

* Hot dogs with Spaghetti

The raw pasta is 'punctured' in the hot dogs carefully and then cooked in a normal way.



* Cooked eggs in heart shape

- 1) Cook the egg.
- 2) Peel the egg and follow the steps indicated in the photo below holding the stick with the two rubber bands until it cools and takes shape.
- 3) Cut into two or more slices and serve. It can be for breakfast or to accompany your spaghetti.



* Fun fruits

Cut a watermelon with shapes as fun as these with the aid of a star-shaped cutter or any other well-defined figures. Choose a piece of this delicious fruit, best without seeds, cut a circle from side to side, and dedicate yourself to trim shapes. Then present them in a striking way on a tray or nice plate and put fun chopsticks to punch the pieces.

You will triumph! (Use other fruits)





Sermon

The mission of a Mother

Introduction:

I'm exhausted! Mother's work is not easy! I understand my children, but who understands me? Is there a manual for mothers? Many mothers ask themselves these questions every day. Their task is not easy and sometimes unmotivating. Let us remember the mission of Mary, the mother of Jesus, what she learned during her mother's work, we can apply it to these times.

The difficulties Mary faced

1. A bad reputation. She had an out-of-wedlock pregnancy and lived in a small town. Maybe in your past life there are situations that you are not proud of and feel guilty about. 2 Corinthians 5:17.

2. Poverty. Mary gave birth in a stable. We all go through difficult times but love is free. Love yourself, your children, your partner and, above all, love God. Mark 12:30.

3. The son of Mary was despised. Matthew 2:13 Not only did they hate their son ... they wanted to kill him. These days the children are still persecuted to death by Satan because he wants to steal your inheritance. Psalm 127: 3

Not only do you have to protect your children, you have to teach them how to defend themselves.



4. The loss of a loved one. John 19:25. Isaiah 41:10.

5. The resources Mary had:

- * Luke 1:30. A woman full of grace.
- * Luke 1:38. A woman of commitment
- * Luke 1:42. She had a friend who loved her.

I Thessalonians 5:11

Conclusion:

The task entrusted to Mary was not easy. She had to go through many difficulties, but her reward is shown in her son: The Savior of the World. And although you and I are not going to give birth to the Savior of the World, God has beautiful plans for our lives. Like Maria, it is worth our effort and work.



Program

1. Welcome
2. Icebreaker
3. Special activities
4. Sermon
5. Prayer for Mothers
6. Poems
7. Contests or games with prizes
8. Delivery of Diplomas
9. Delivery of gifts done by children
10. Food
11. Closing



**Children are
Important**

Follow us on:
Children-are-important
Los-Ninos-Cuentan

- **Competitions**
- **Information**
- **Events**
- **Materials**
- **News**
- **Prizes**
- **Friends and More!**



20160

www.ChildrenAreImportant.com
info@childrenareimportant.com
We are located in Mexico.
00-52-592-924-9041